



# Press release on household and non-financial corporate sector interest rates

January 2022

Press release	Housing loans	General purpose mortgage loans	Personal loans
Loans for purchase of goods or other consumption	Prenatal baby support loans	Households' deposits	Non-financial corporations' forint loans
Non-financial corporations' euro loans	Non-financial corporations' deposits	O/N interbank loans	Other information

## Values of major key indicators

Annual percentage rate of charge on housing loans

**4.79%** +0.12%

Month-on-month change (percentage points)



Annual percentage rate of charge on personal loans

**12.90%** +0.51%

Month-on-month change (percentage points)



Interest rate on households' forint deposits

**1.97%** +0.46%

Month-on-month change (percentage points)



Interest rate on forint loans up to EUR 1 million to non-financial corporations

**6.22%** +0.63%

Month-on-month change (percentage points)



Interest rate on non-financial corporations' forint deposits

**3.26%** +0.55%

Month-on-month change (percentage points)



## Press release on household and non-financial corporate sector interest rates: January 2022

### Summary of January 2022

In January 2022, the **average APRC** on new *housing loans* extended to households and their **new business volumes** rose relative to the previous month. Households concluded the large majority of new housing loan contracts with initial rate fixation of over one year. The average term of rate fixation was 154 months.

The **APRC** on *personal loans* rose and **new business volumes** fell compared to December.

As specified in Government Decree no. 44/2019 (III.12), new business volumes of loans linked to pre-natal funding to young married couples was HUF 29 billion in January 2022. From the beginning of the Programme to the end of January, such contracts were signed between households and credit institutions in the amount of HUF 1669.4 billion.

**Average interest rates** on households' *forint and euro deposits* and the **new business volumes** rose in both cases.

**Average interest rates** on *forint loans* to non-financial corporations rose in both categories. **Average interest rates** on *euro loans* of up to EUR 1 million rose and interest rates fell in the category of over EUR 1 million.

**New business volumes** of *forint loans* to non-financial corporations declined in both categories. **New business volumes** of *euro loans* fell in the category of up to EUR 1 million. By contrast, new business volumes rose in the category of over EUR 1 million relative to the previous month.

**Average interest rates** on non-financial corporations' *forint and euro deposits* rose. **New business volumes** of *forint deposits* increased and those of *euro deposits* declined.

	Average interest rates on new business (%)			New business volumes (HUF billions)		
	January 2022	Month-on-month change	January 2021	January 2022	December 2021	January 2021
<b>New business with households</b>						
Forint housing loans	4,79	0,12	4,28	108,3	105,5	59,0
- up to one year initial rate fixation	5,03	-0,14	4,07	0,6	0,6	0,4
- over one year initial rate fixation	4,79	0,12	4,28	107,7	104,9	58,5
Forint general purpose mortgage loans	6,44	0,17	6,07	7,4	8,8	4,9
Forint personal loans	12,90	0,51	12,83	32,5	33,3	23,1
Forint deposits	1,97	0,46	0,28	509,8	458,7	277,4
Euro deposits with maturity up to 1 year	0,05	0,01	0,05	16,2	12,4	12,1
<b>New business with non-financial corporations</b>						
Forint loans up to 1 million EUR	6,22	0,63	2,92	18,7	28,3	24,5
Euro loans up to 1 million EUR	1,87	0,10	1,79	2,9	3,9	1,8
Forint loans over 1 million EUR	5,58	0,40	1,46	46,1	139,5	29,1
Forint loans over 1 million EUR excluding the impact of interest rates of money market contracts	5,58	0,40	1,46			
Euro loans over 1 million EUR	0,87	-1,51	2,36	103,9	79,4	21,2
Forint deposits	3,26	0,55	0,48	3 424,3	3 334,2	1 109,0
Euro deposits with maturity up to 1 year	0,01	0,06	0,01	10,8	49,9	11,8

1) The table contains the average annual percentage rate of charge (APRC) for loans.

2) Month-on-month change in percentage points.

3) In case of non-financial corporations' loans, the table contains loans with initial rate fixation up to 1 year.

4) The category of forint loans over 1 million EUR includes low-rates contracts - so-called money market contracts - as well. The proportion of these transactions changes from month to month, and the actual proportion largely influences the average interest rate developments.




# Housing loans to households

New business volumes (HUF billions) - January 2022

**108.3 +2.8**

Month-on-month change



New business volumes (seasonally adjusted, HUF billions) - January 2022

**134.1 +31.7**

Month-on-month change



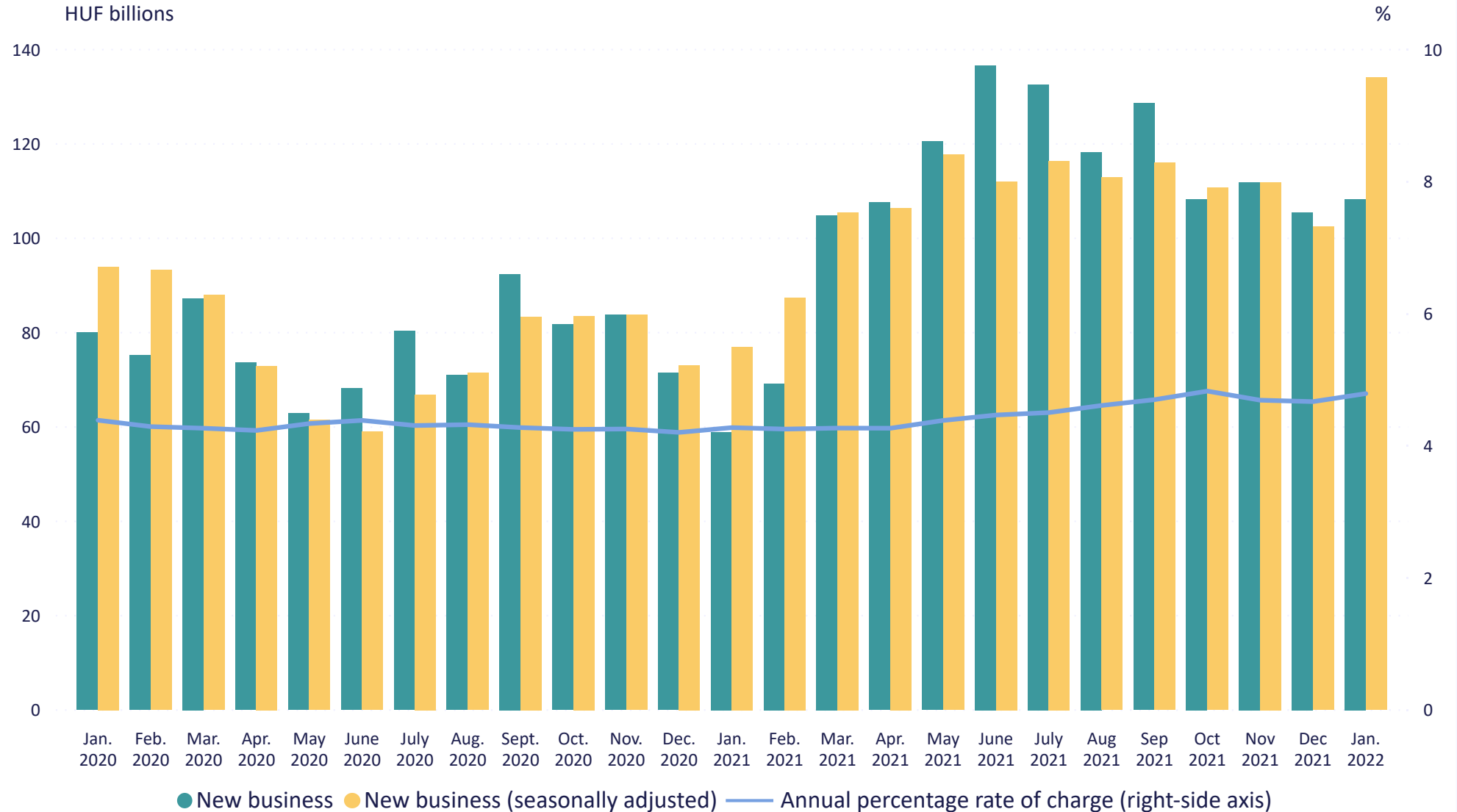
Annual percentage rate of charge (%) - January 2022

**4.79% +0.12%**

Month-on-month change (percentage points)



## Monthly average APRC on forint housing loans and new business volumes





January 2020 - January 2022

Filter

# General purpose mortgage loans to households

New business volumes (HUF billions) - January 2022

**7.4 -1.3**

Month-to-month change



New business volumes (seasonally adjusted, HUF billions) - January 2022

**9.3 +0.2**

Month-to-month change



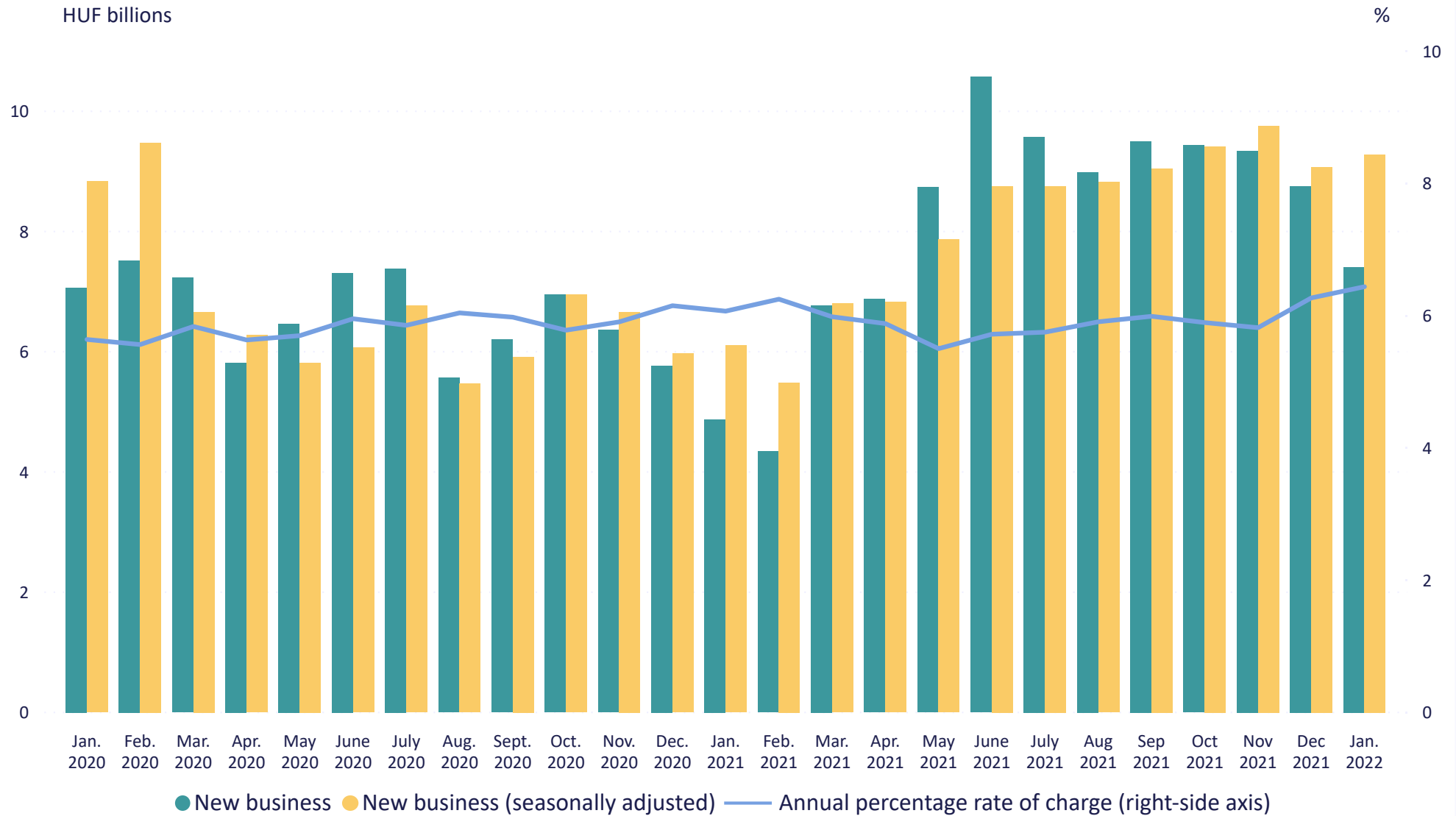
Annual percentage rate of charge (%) - January 2022

**6.44% +0.17%**

Month-to-month change (percentage points)



## Monthly average APRC on forint general purpose mortgage loans and new business volumes





January 2020 - January 2022


Filter

## Personal loans to households

New business volumes (HUF billions) - January 2022

**32.5 -0.8**

Month-to-month change



New business volumes (seasonally adjusted, HUF billions) - January 2022

**43.1 +0.5**

Month-to-month change



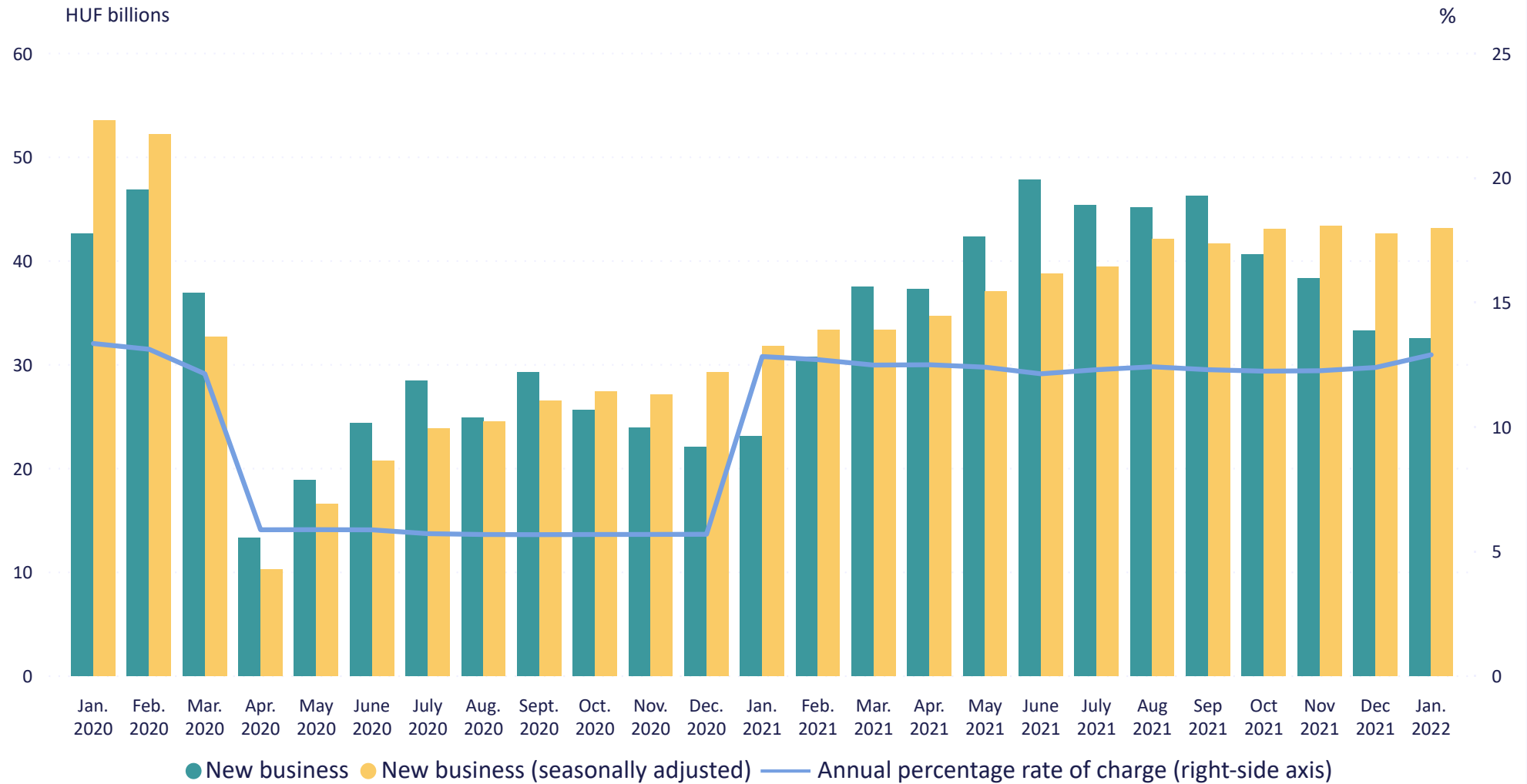
Annual percentage rate of charge (%) - January 2022

**12.90% +0.51%**

Month-to-month change (percentage points)



### Monthly average APRC on forint personal loans and new business volumes



\* The effects of regulations in a Government Decree detailing a discount APRC on unsecured consumer loans concluded after 18 March 2020, effective until 31 December 2020, is applicable in the APRC on personal loans.





# Loans for purchase of goods or other consumption to households

## Type of loan

For purchase of goods and other consumption

For purchase of goods only

January 2020 - January 2022

Filter



New business volumes (HUF billions) - January 2022

**1.3 -1.6**

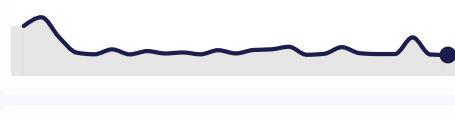
Month-on-month change



New business volumes (seasonally adjusted, HUF billions) - January 2022

**1.7 -0.1**

Month-on-month change



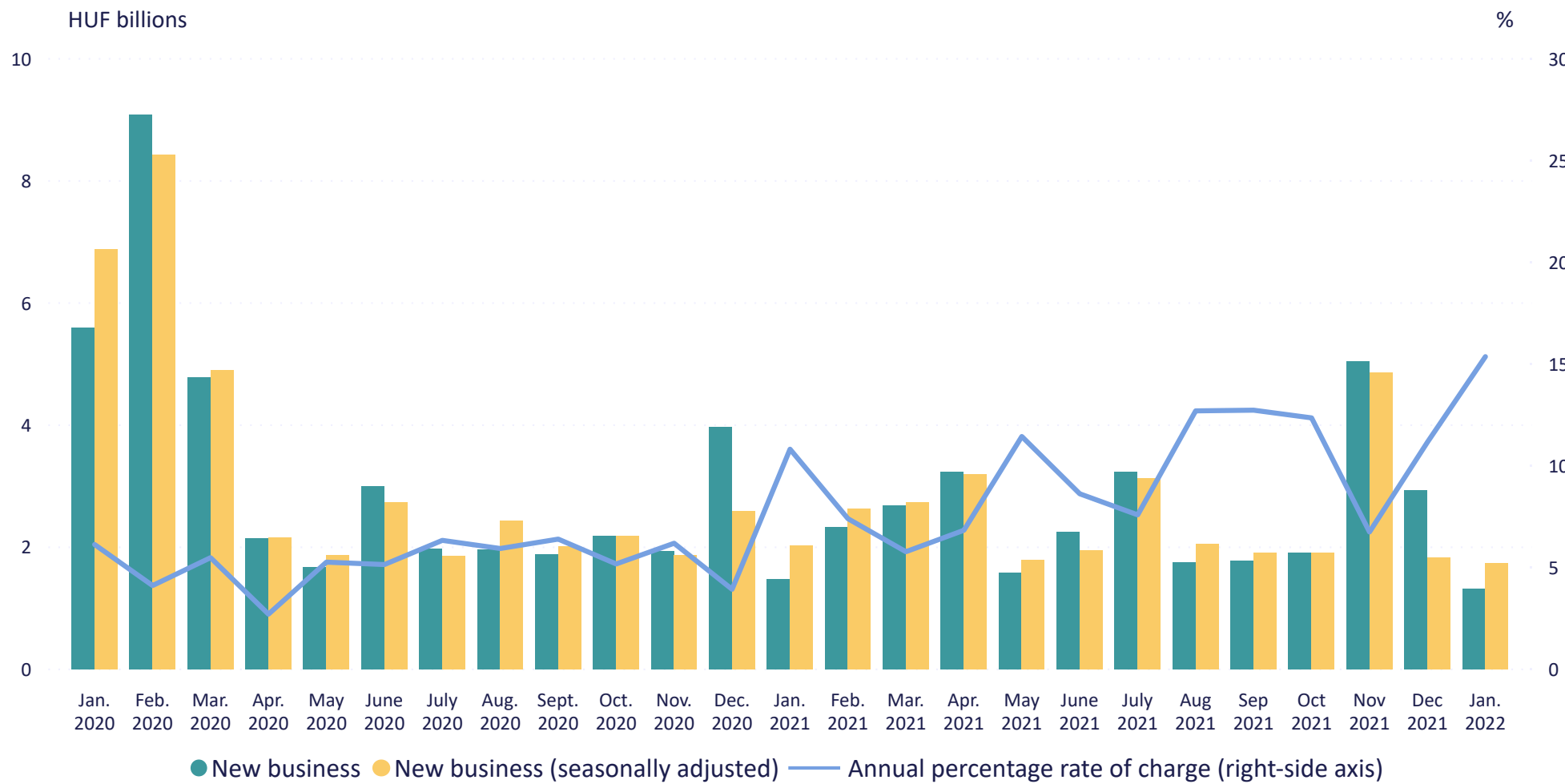
Annual percentage rate of charge (%) - January 2022

**15.37% +4.20%**

Month-on-month change (percentage points)



## Monthly average APRC on forint loans for purchase of goods or other consumption and new business volumes



\* Loans with floating interest rates or with up to one year initial rate fixation. From January 2012, the average APRC on loans for purchases of goods includes the amount of contribution paid by merchants to credit institutions in the case of 0% interest or 0% APRC schemes.

\*\* Loans for other consumption include lombard credits.





# Loans for purchase of goods to households

## Type of loan

For purchase of goods and other consumption

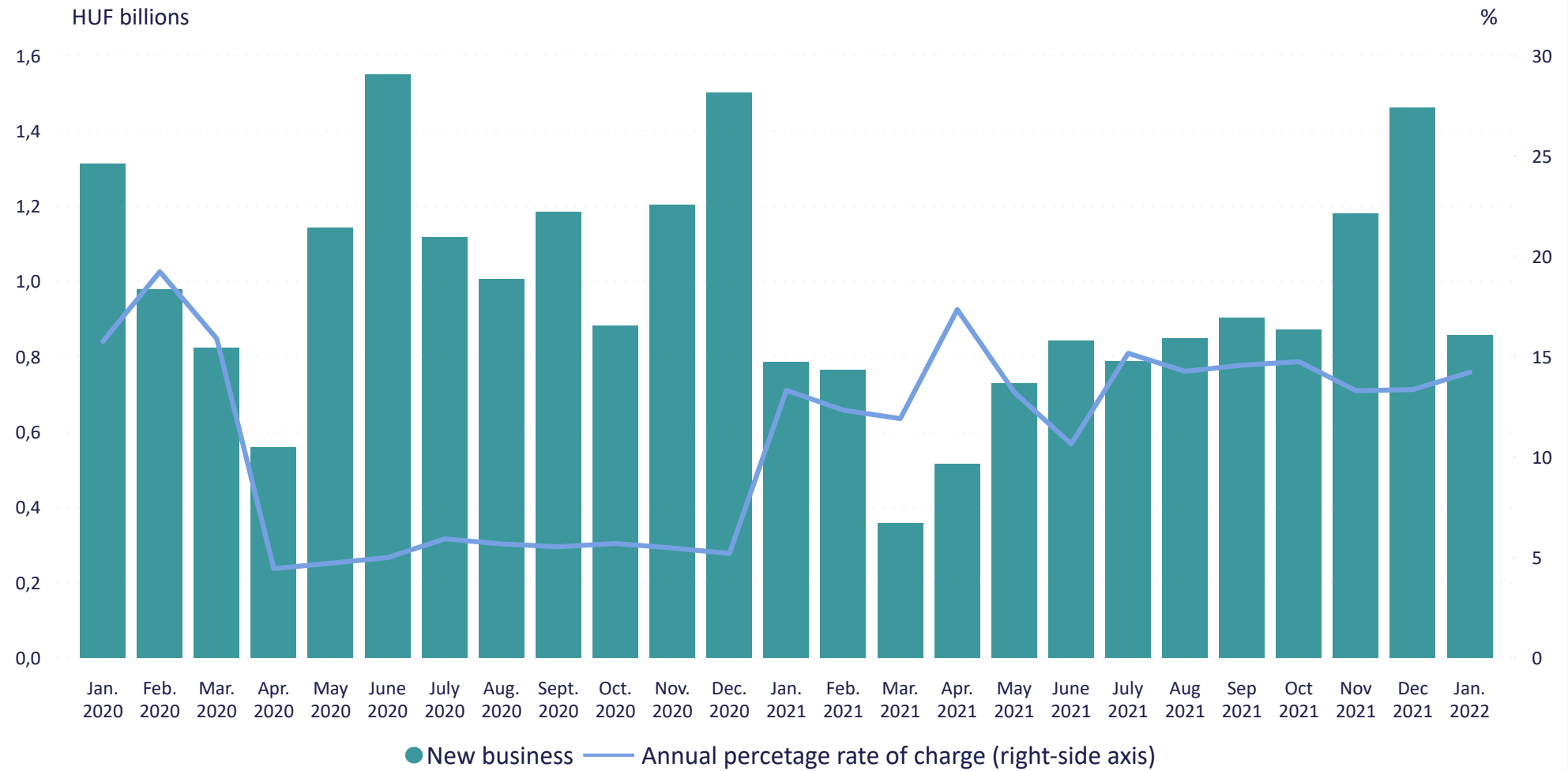
For purchase of goods only

January 2020 - January 2022

Filter



### Monthly average APRC on forint loans for purchase of goods and new business volumes



New business volumes (HUF billions) - January 2022

**0.9 -0.6**

Month-on-month change



Annual percentage rate of charge (%) - January 2022

**14.23% +0.86%**

Month-on-month change (percentage points)



\* Loans with floating interest rates or with up to one year initial rate fixation. From January 2012, the average APRC on loans for purchases of goods includes the amount of contribution paid by merchants to credit institutions in the case of 0% interest or 0% APRC schemes.

\*\* Loans for purchase of goods are separately shown from January 2018.





January 2020 - January 2022

Filter


## Prenatal baby support loans to households

### Monthly average APRC on prenatal baby support loans and new business volumes

New business volumes (HUF billions) - January 2022

**29.0 -12.1**

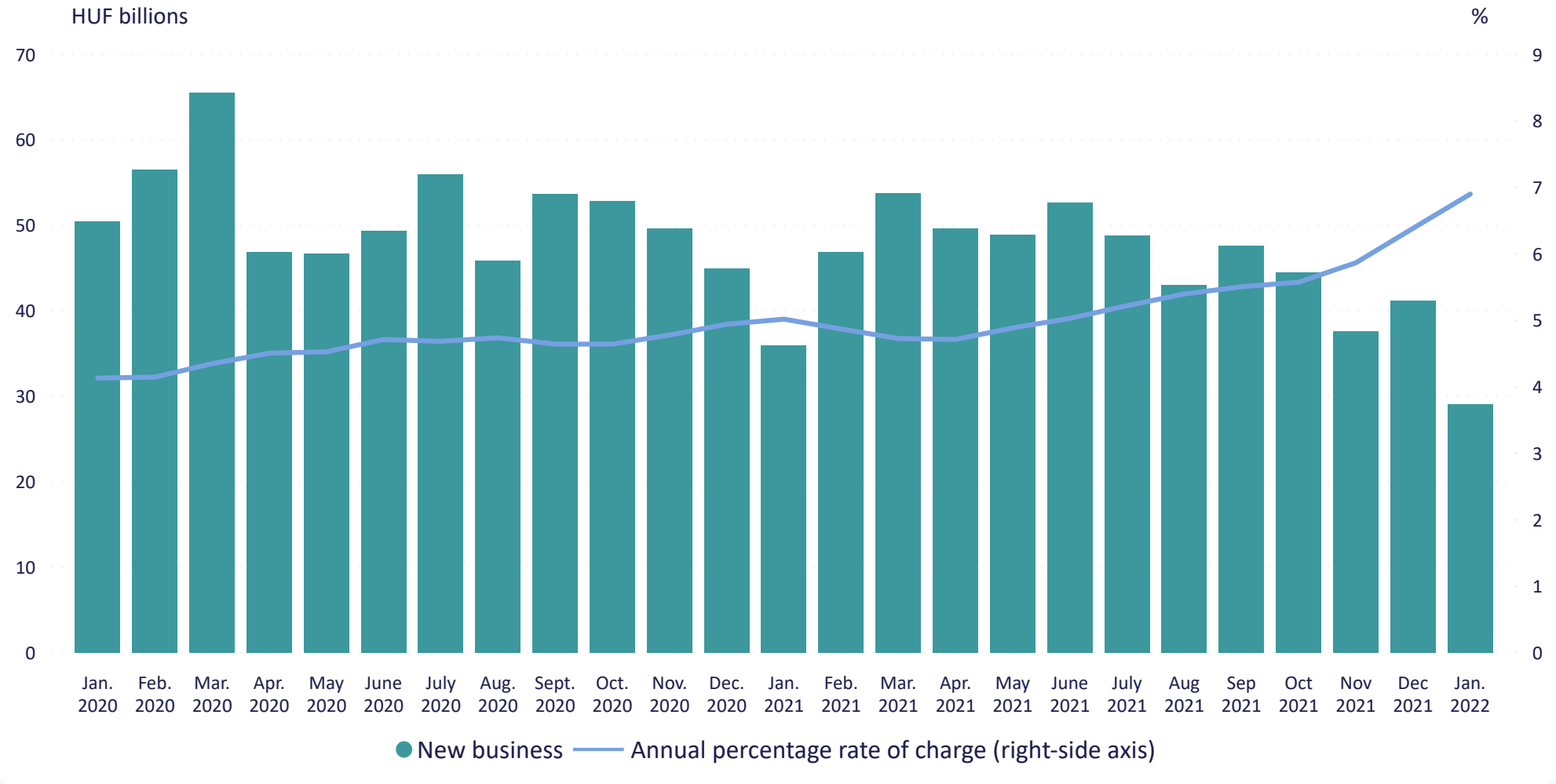
Month-on-month change



Annual percentage rate of charge (%) - January 2022

**6.90% +0.51%**

Month-on-month change (percentage points)



\* Pursuant to Government Decree 44/2019 (III.12) loans to retail customers linked to the baby-expecting support are available to households since July 2019.







Currency

HUF

EUR

January 2020 - January 2022

Filter



# Households' deposits

New business volumes (HUF billions) - January 2022

**509.8 +51.1**

Month-on-month change



New business volumes (seasonally adjusted, HUF billions) - January 2022

**475.2 +54.6**

Month-on-month change



Interest rate (%) - January 2022

**1.97% +0.46%**

Month-on-month change (percentage points)



## Monthly average interest rate on forint deposits and new business volumes





Currency

HUF

EUR

January 2020 - January 2022

Filter



# Households' deposits

New business volumes (HUF billions) - January 2022

16.2 +3.7

Month-on-month change



New business volumes (seasonally adjusted, HUF billions) - January 2022

15.0 +3.2

Month-on-month change



Interest rate (%) - January 2022

0.05% +0.01%

Month-on-month change (percentage points)



## Monthly average interest rate on euro deposits with an agreed maturity of up to one year and new business volumes

HUF billions

18

16

14

12

10

8

6

4

2

0

%

1,0

0,8

0,6

0,4

0,2

0,0

Jan. 2020 Feb. 2020 Mar. 2020 Apr. 2020 May 2020 June 2020 July 2020 Aug. 2020 Sept. 2020 Oct. 2020 Nov. 2020 Dec. 2020 Jan. 2021 Feb. 2021 Mar. 2021 Apr. 2021 May 2021 June 2021 July 2021 Aug. 2021 Sep. 2021 Oct. 2021 Nov. 2021 Dec. 2021 Jan. 2022

● New business ● New business (seasonally adjusted) — Interest rate (right-side axis)



# Forint loans to non-financial corporations

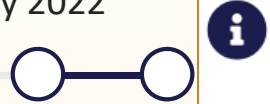
## Size of contract

Up to the equivalent of EUR 1 million

Over the equivalent of EUR 1 million

January 2020 - January 2022

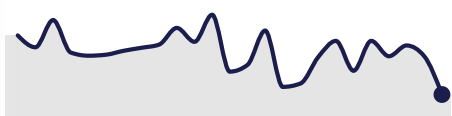
Filter



New business volumes (HUF billions) - January 2022

### 18.7 -9.6

Month-on-month change



New business volumes (seasonally adjusted, HUF billions) - January 2022

### 24.4 +0.8

Month-on-month change



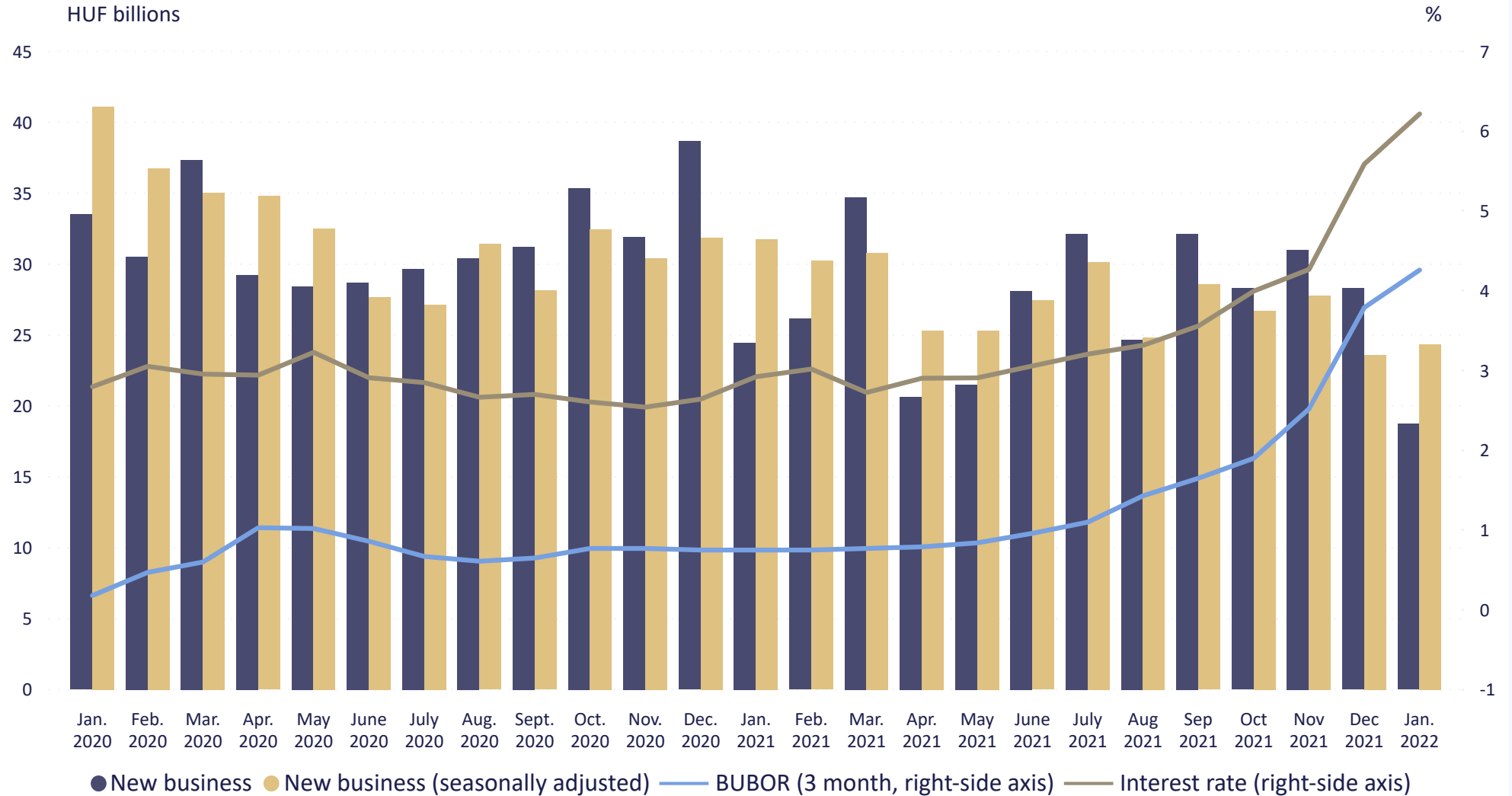
Interest rate (%) - January 2022

### 6.22% +0.63%

Month-on-month change (percentage points)



## Monthly average interest rate on forint loans up to the equivalent of EUR 1 million and new business volumes



\* Loans with up to one year initial rate fixation.





Size of contract

Up to the equivalent of EUR 1 million

Over the equivalent of EUR 1 million

January 2020 - January 2022

Filter



# Forint loans to non-financial corporations

New business volumes (HUF billions) - January 2022

**46.1 -93.4**

Month-on-month change



New business volumes (seasonally adjusted, HUF billions) - January 2022

**45.7 -60.6**

Month-on-month change



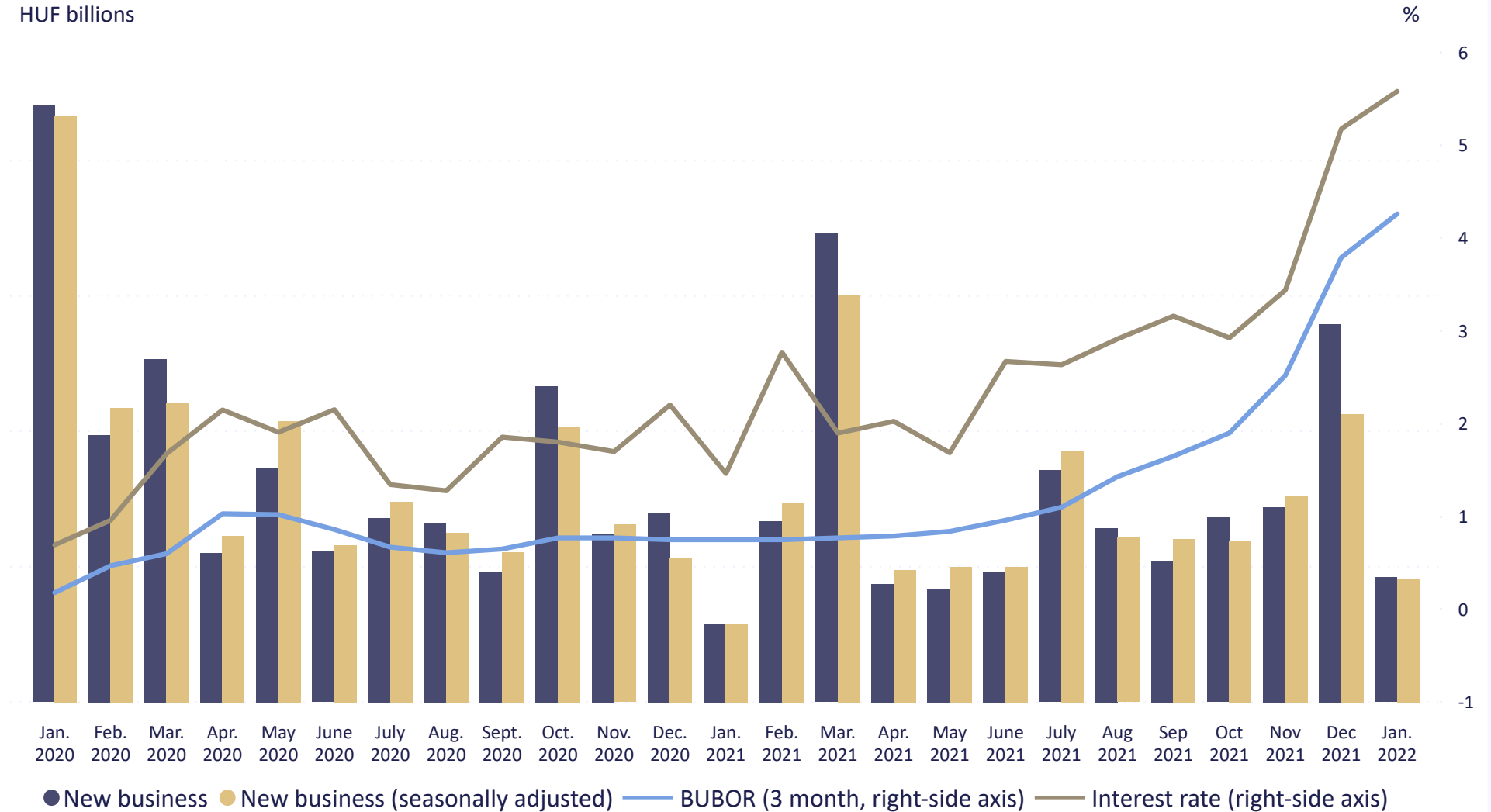
Interest rate (%) - January 2022

**5.58% +0.40%**

Month-on-month change (percentage points)



## Monthly average interest rate on forint loans over the equivalent of EUR 1 million and new business volumes



\* Loans with up to one year initial rate fixation.





# Euro loans to non-financial corporations

## Size of contract

Up to EUR 1 million

Over EUR 1 million

January 2020 - January 2022

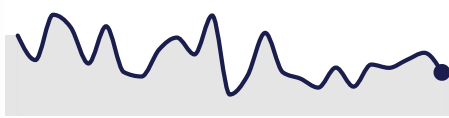
Filter



New business volumes (HUF billions) - January 2022

# 2.9 -1.0

Month-on-month change



New business volumes (seasonally adjusted, HUF billions) - January 2022

# 3.8 +0.7

Month-on-month change



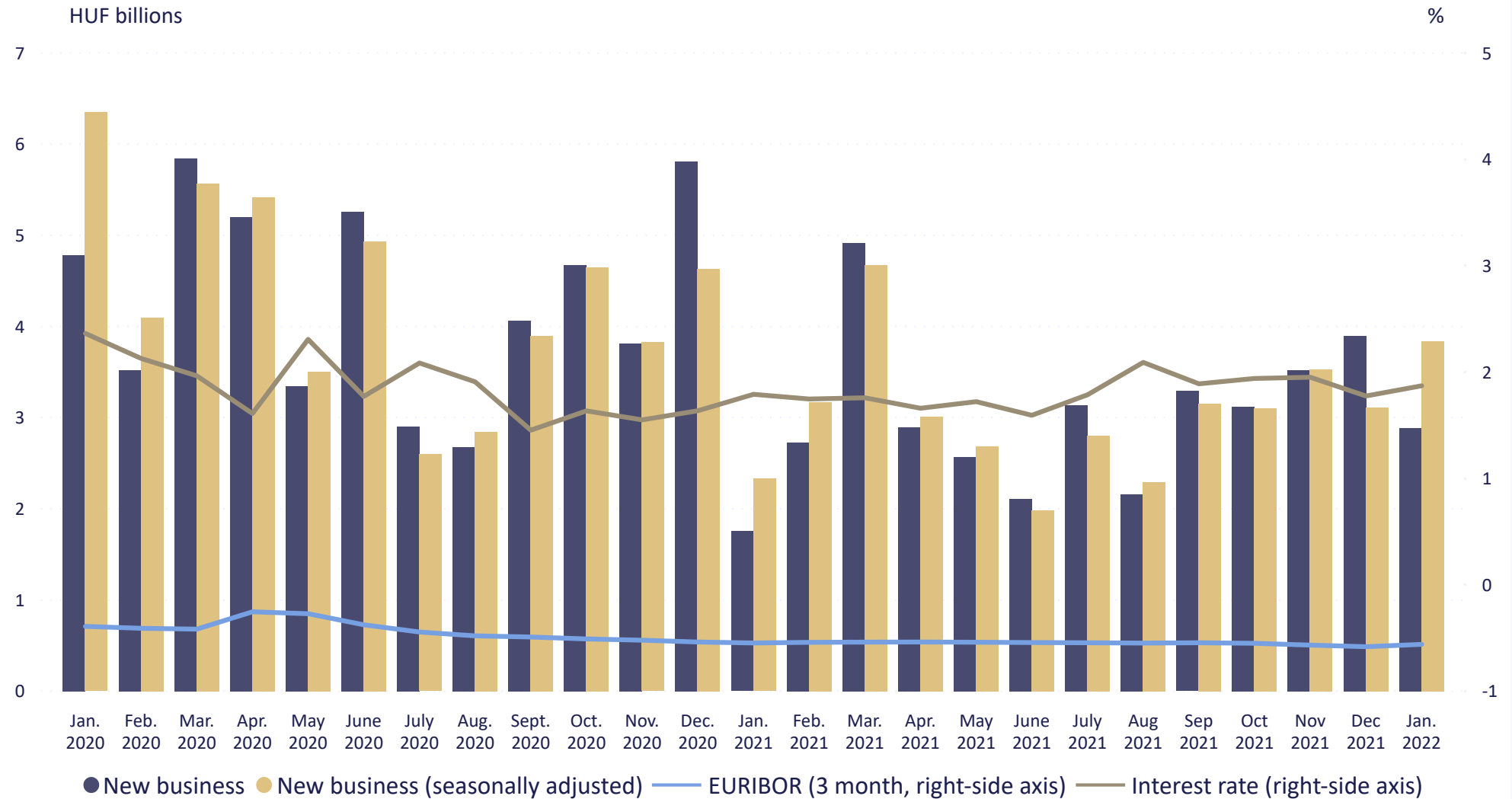
Interest rate (%) - January 2022

# 1.87% +0.10%

Month-on-month change (percentage points)



### Monthly average interest rate on euro loans up to EUR 1 million and new business volumes



\* Loans with up to one year initial rate fixation.





# Euro loans to non-financial corporations

## Size of contract

Up to EUR 1 million

Over EUR 1 million

January 2020 - January 2022

Filter



New business volumes (HUF billions) - January 2022

# 103.9 +24.5

Month-on-month change



New business volumes (seasonally adjusted, HUF billions) - January 2022

# 144.2 +90.9

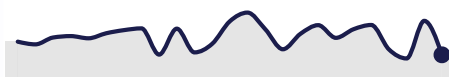
Month-on-month change



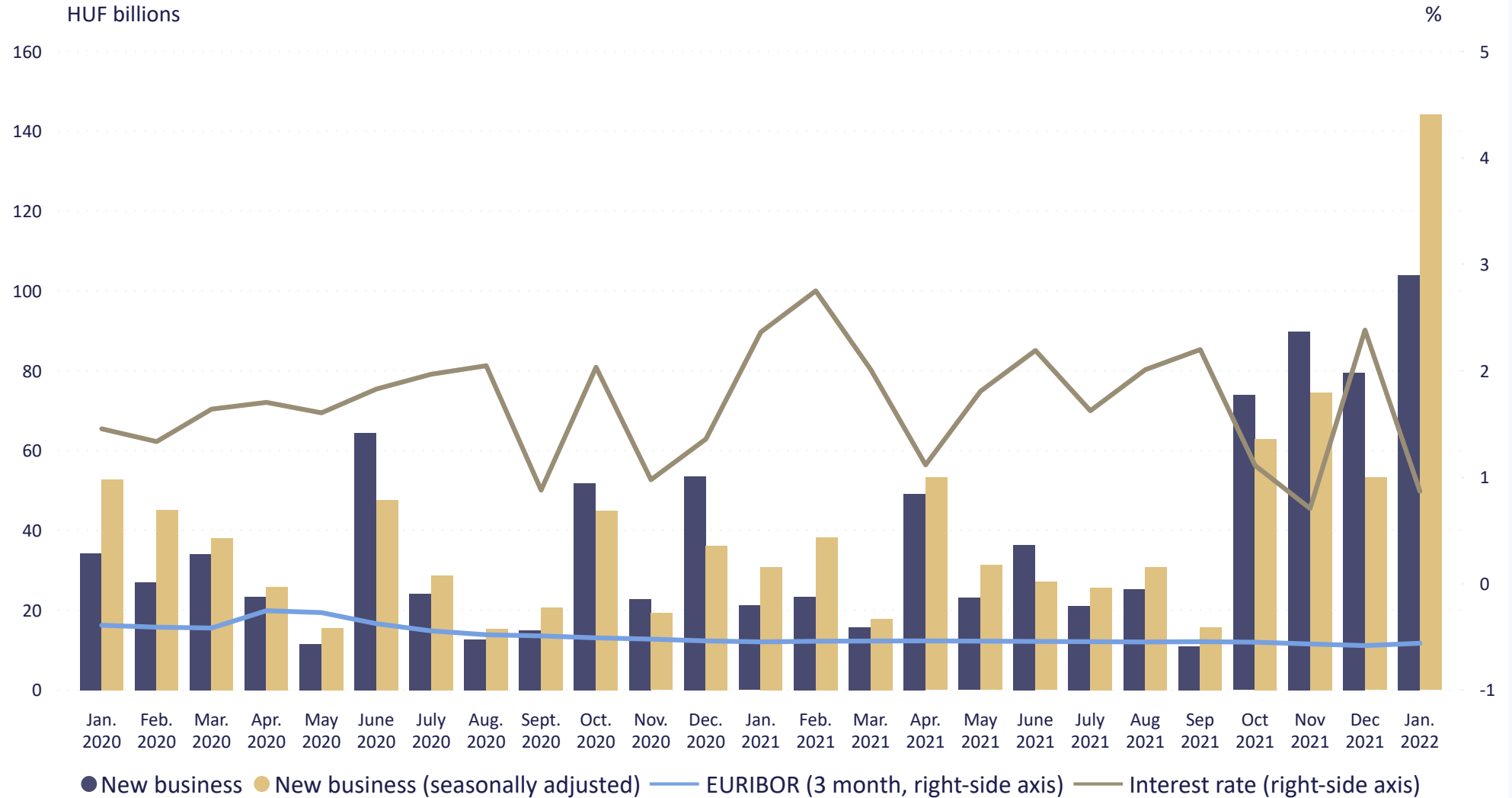
Interest rate (%) - January 2022

# 0.87% -1.51%

Month-on-month change (percentage points)



## Monthly average interest rate on euro loans over EUR 1 million and new business volumes



\* Loans with up to one year initial rate fixation.





Currency

HUF

EUR

January 2020 - January 2022

Filter



# Non-financial corporations' deposits

New business volumes (HUF billions) - January 2022

**3,424.3 +90.2**

Month-on-month change



New business volumes (seasonally adjusted, HUF billions) - January 2022

**3,363.4 +510.4**

Month-on-month change



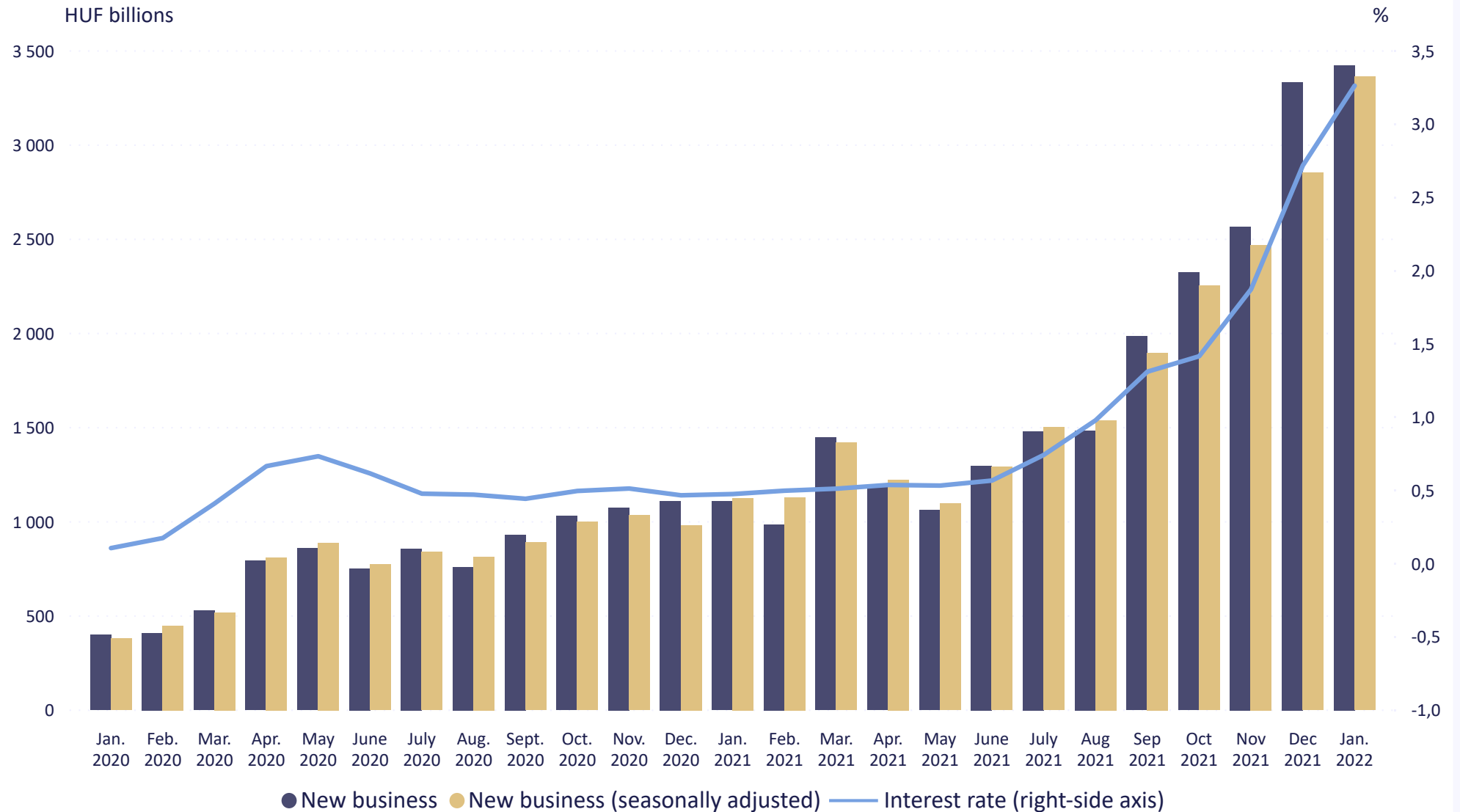
Interest rate (%) - January 2022

**3.26% +0.55%**

Month-on-month change (percentage points)



## Monthly average interest rate on forint deposits and new business volumes





Currency

HUF

EUR

January 2020 - January 2022

Filter



# Non-financial corporations' deposits

New business volumes (HUF billions) - January 2022

**10.8 -39.1**

Month-on-month change



New business volumes (seasonally adjusted, HUF billions) - January 2022

**12.8 -28.2**

Month-on-month change



Interest rate (%) - January 2022

**0.01% +0.06%**

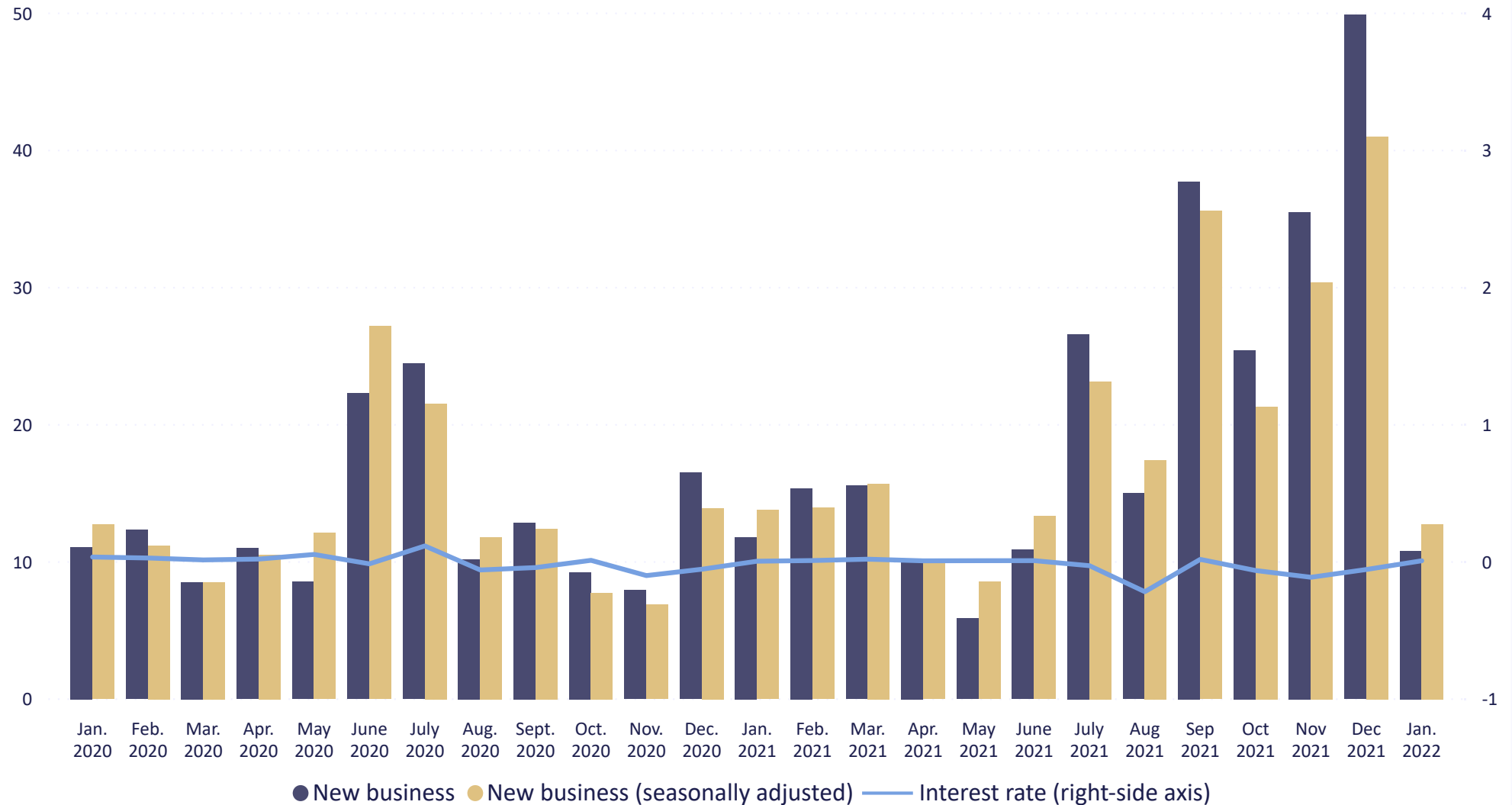
Month-on-month change (percentage points)



## Monthly average interest rate on euro deposits with an agreed maturity of up to one year and new business volumes

HUF billions

%







January 2020 - January 2022

Filter


# Overnight interbank rates, total interbank lending and the interest rate corridor

## Average overnight interbank rates, total interbank lending and the interest rate corridor

New business volumes (HUF billions) - January 2022

**3,349.5 -664.2**

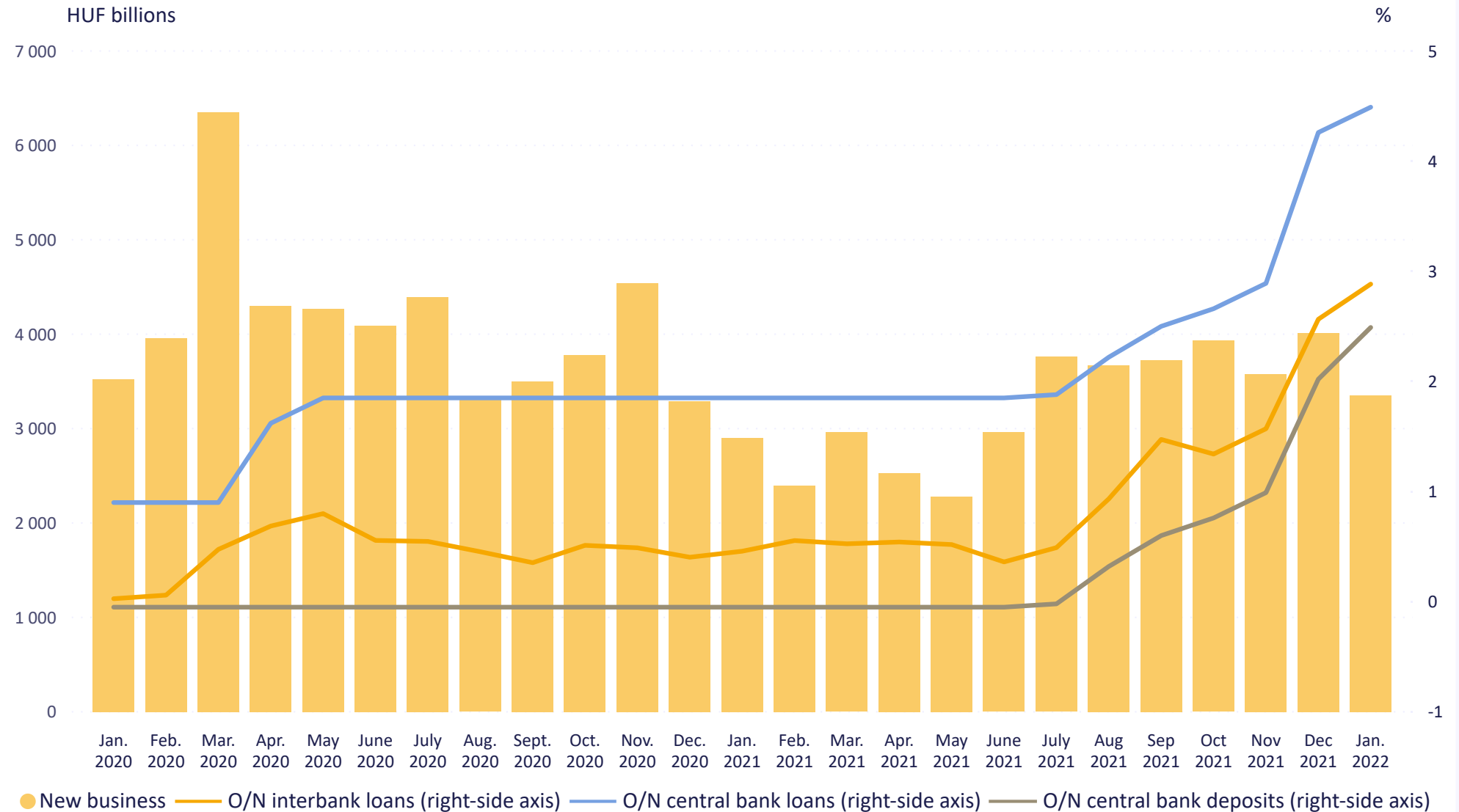
Month-on-month change



Interest rate on O/N interbank loans (%) - January 2022

**2.88% +0.32%**

Month-on-month change (percentage points)





## Other information

### Related links

Time series >

Access to time series on the MNB's website: [www.mnb.hu](http://www.mnb.hu) -> EN -> Statistics -> Statistical Data and Information -> Statistical Time Series -> XI. Money and capital markets

### Notes on methodology

Methodological notes >

Access to methodological notes on the MNB's website: [www.mnb.hu](http://www.mnb.hu) -> EN -> Statistics -> Statistical Data and Information -> Methodological notes -> Methodological notes of household and non-financial corporate sector interest rates

### Information about the next publication

The next press release will be published on: 1 April 2022

Publication calendar >

Access to Publication calendar on the MNB's website: [www.mnb.hu](http://www.mnb.hu) -> EN -> Statistics -> Release calendar for Statistics

### Contact information

**Magyar Nemzeti Bank**  
Statistics Directorate

 Tel.: +36 1 428 2600

 Email: [sajto@mnb.hu](mailto:sajto@mnb.hu)

