















# Press release on household and non-financial corporate sector interest rates

February 2022

 Press release	 Housing loans	 General purpose mortgage loans	 Personal loans
 Loans for purchase of goods or other consumption	 Prenatal baby support loans	 Households' deposits	 Non-financial corporations' forint loans
 Non-financial corporations' euro loans	 Non-financial corporations' deposits	 O/N interbank loans	 Other information

## Values of major key indicators

Annual percentage rate of charge on housing loans

**5.05% +0.26%**

Month-on-month change (percentage points)



Annual percentage rate of charge on personal loans

**12.98% +0.07%**

Month-on-month change (percentage points)



Interest rate on households' forint deposits

**2.10% +0.11%**

Month-on-month change (percentage points)



Interest rate on forint loans up to EUR 1 million to non-financial corporations

**6.37% +0.15%**

Month-on-month change (percentage points)



Interest rate on non-financial corporations' forint deposits

**3.70% +0.43%**

Month-on-month change (percentage points)



## Press release on household and non-financial corporate sector interest rates: February 2022

### Summary of February 2022

In February 2022, the **average APRC** on new *housing loans* extended to households rose, and their **new business volumes** fell relative to the previous month. Households concluded nearly all new housing loan contracts with initial rate fixation of over one year. The average term of rate fixation was 159 months.

The **APRC** on *personal loans* and the **new business volumes** rose compared to January.

As specified in Government Decree no. 44/2019 (III.12), new business volumes of loans linked to pre-natal funding to young married couples was HUF 31 billion in February 2022. From the beginning of the Programme to the end of February, such contracts were signed between households and credit institutions in the amount of HUF 1700.5 billion.

**Average interest rates** on households' *forint deposits* and the **new business volumes** rose. By contrast, average interest rates on *euro deposits* and the new business volumes fell.

**Average interest rates** on *forint and euro loans* to non-financial corporations rose in both categories.

**New business volumes** of *forint loans* to non-financial corporations increased in both categories. **New business volumes** of *euro loans* increased in the category of up to EUR 1 million. By contrast, new business volumes fell in the category of over EUR 1 million relative to the previous month.

**Average interest rates** on non-financial corporations' *forint and euro deposits* rose. **New business volumes** of *forint deposits* decreased and those of *euro deposits* rose.

	Average interest rates on new business (%)			New business volumes (HUF billions)		
	February 2022	Month-on-month change	February 2021	February 2022	January 2022	February 2021
<b>New business with households</b>						
Forint housing loans	5,05	0,26	4,25	104,0	108,5	69,2
- up to one year initial rate fixation	5,47	0,44	4,11	0,5	0,6	0,6
- over one year initial rate fixation	5,05	0,26	4,26	103,4	107,9	68,6
Forint general purpose mortgage loans	7,16	0,72	6,25	5,6	7,4	4,3
Forint personal loans	12,98	0,07	12,71	37,9	32,5	30,8
Forint deposits	2,10	0,11	0,31	511,1	492,3	282,2
Euro deposits with maturity up to 1 year	0,03	-0,01	0,05	13,4	15,1	11,6
<b>New business with non-financial corporations</b>						
Forint loans up to 1 million EUR	6,37	0,15	3,02	20,4	18,7	26,1
Euro loans up to 1 million EUR	1,90	0,03	1,75	3,2	2,9	2,7
Forint loans over 1 million EUR	5,76	0,18	2,77	72,2	46,1	67,0
Forint loans over 1 million EUR excluding the impact of interest rates of money market contracts	5,76	0,18	2,77			
Euro loans over 1 million EUR	1,81	0,94	2,75	19,7	103,9	23,3
Forint deposits	3,70	0,43	0,50	3 408,9	3 422,5	985,3
Euro deposits with maturity up to 1 year	0,03	0,03	0,01	47,4	10,3	15,4

1) The table contains the average annual percentage rate of charge (APRC) for loans.

2) Month-on-month change in percentage points.

3) In case of non-financial corporations' loans, the table contains loans with initial rate fixation up to 1 year.

4) The category of forint loans over 1 million EUR includes low-rates contracts - so-called money market contracts - as well. The proportion of these transactions changes from month to month, and the actual proportion largely influences the average interest rate developments.



February 2020 - February 2022

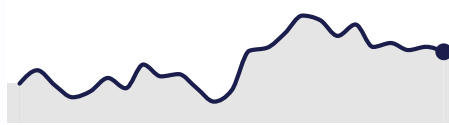
Filter

## Housing loans to households

New business volumes (HUF billions) - February 2022

**104.0 -4.5**

Month-on-month change



New business volumes (seasonally adjusted, HUF billions) - February 2022

**131.5 -2.5**

Month-on-month change



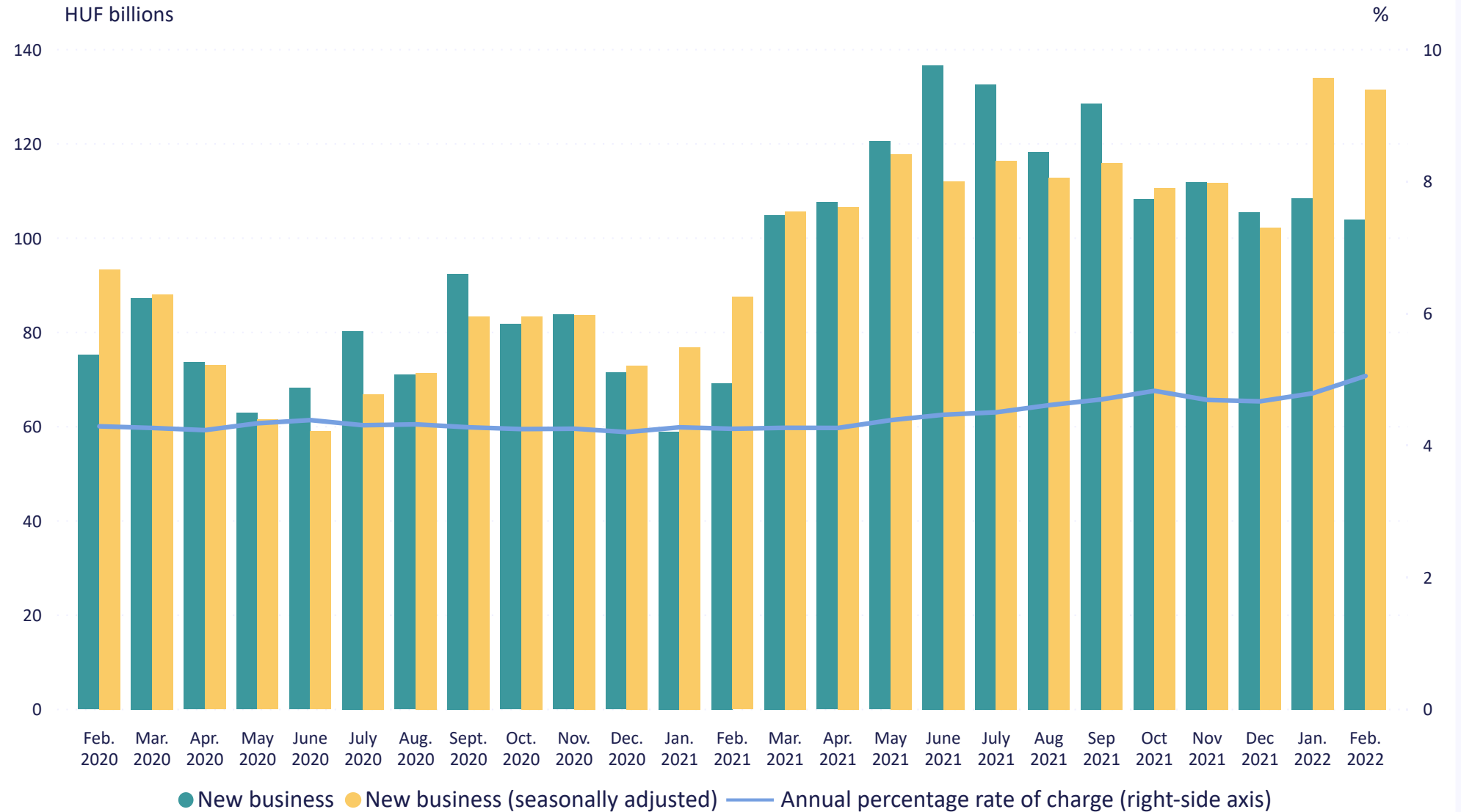
Annual percentage rate of charge (%) - February 2022

**5.05% +0.26%**

Month-on-month change (percentage points)



### Monthly average APRC on forint housing loans and new business volumes





February 2020 - February 2022

Filter

# General purpose mortgage loans to households

New business volumes (HUF billions) - February 2022

**5.6 -1.8**

Month-to-month change



New business volumes (seasonally adjusted, HUF billions) - February 2022

**7.3 -1.9**

Month-to-month change



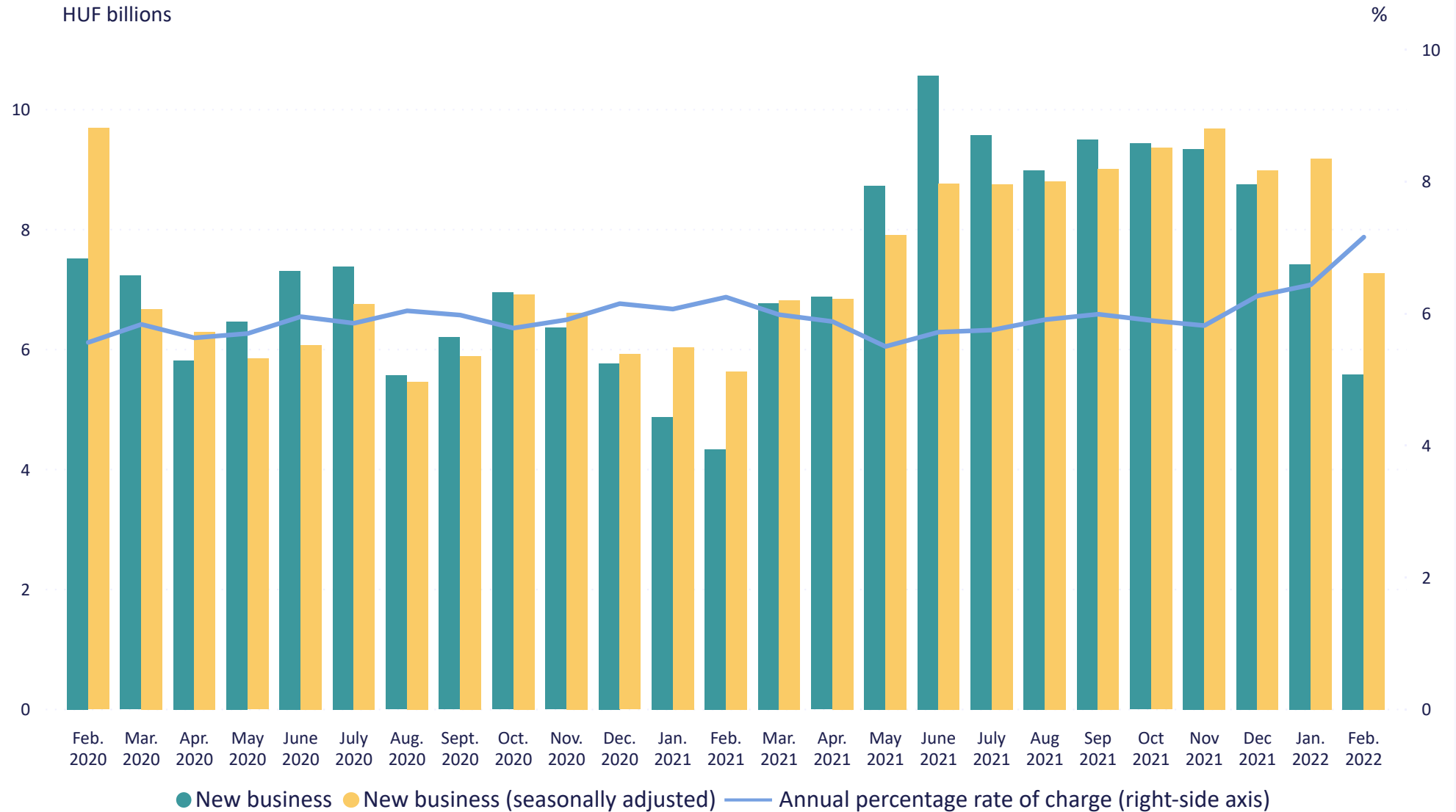
Annual percentage rate of charge (%) - February 2022

**7.16% +0.72%**

Month-to-month change (percentage points)



## Monthly average APRC on forint general purpose mortgage loans and new business volumes





February 2020 - February 2022

Filter

# Personal loans to households

New business volumes (HUF billions) - February 2022

**37.9 +5.4**

Month-to-month change



New business volumes (seasonally adjusted, HUF billions) - February 2022

**42.0 -0.8**

Month-to-month change



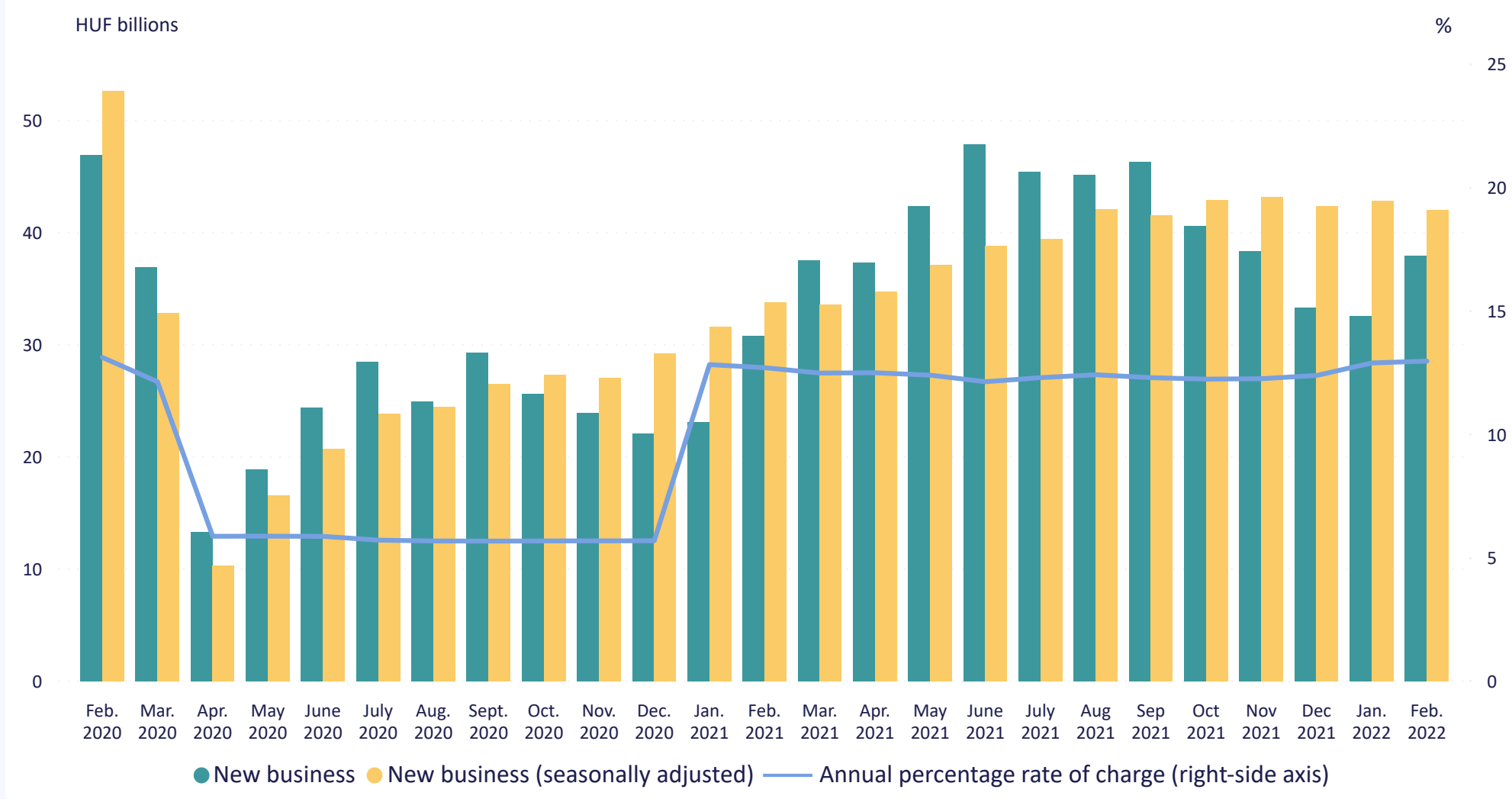
Annual percentage rate of charge (%) - February 2022

**12.98% +0.07%**

Month-to-month change (percentage points)



### Monthly average APRC on forint personal loans and new business volumes



\* The effects of regulations in a Government Decree detailing a discount APRC on unsecured consumer loans concluded after 18 March 2020, effective until 31 December 2020, is applicable in the APRC on personal loans.





# Loans for purchase of goods or other consumption to households

## Type of loan

For purchase of goods and other consumption

For purchase of goods only

February 2020 - February 2022

Filter



New business volumes (HUF billions) - February 2022

**1.7 +0.4**

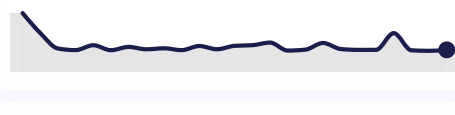
Month-on-month change



New business volumes (seasonally adjusted, HUF billions) - February 2022

**1.9 +0.2**

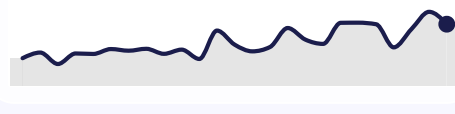
Month-on-month change



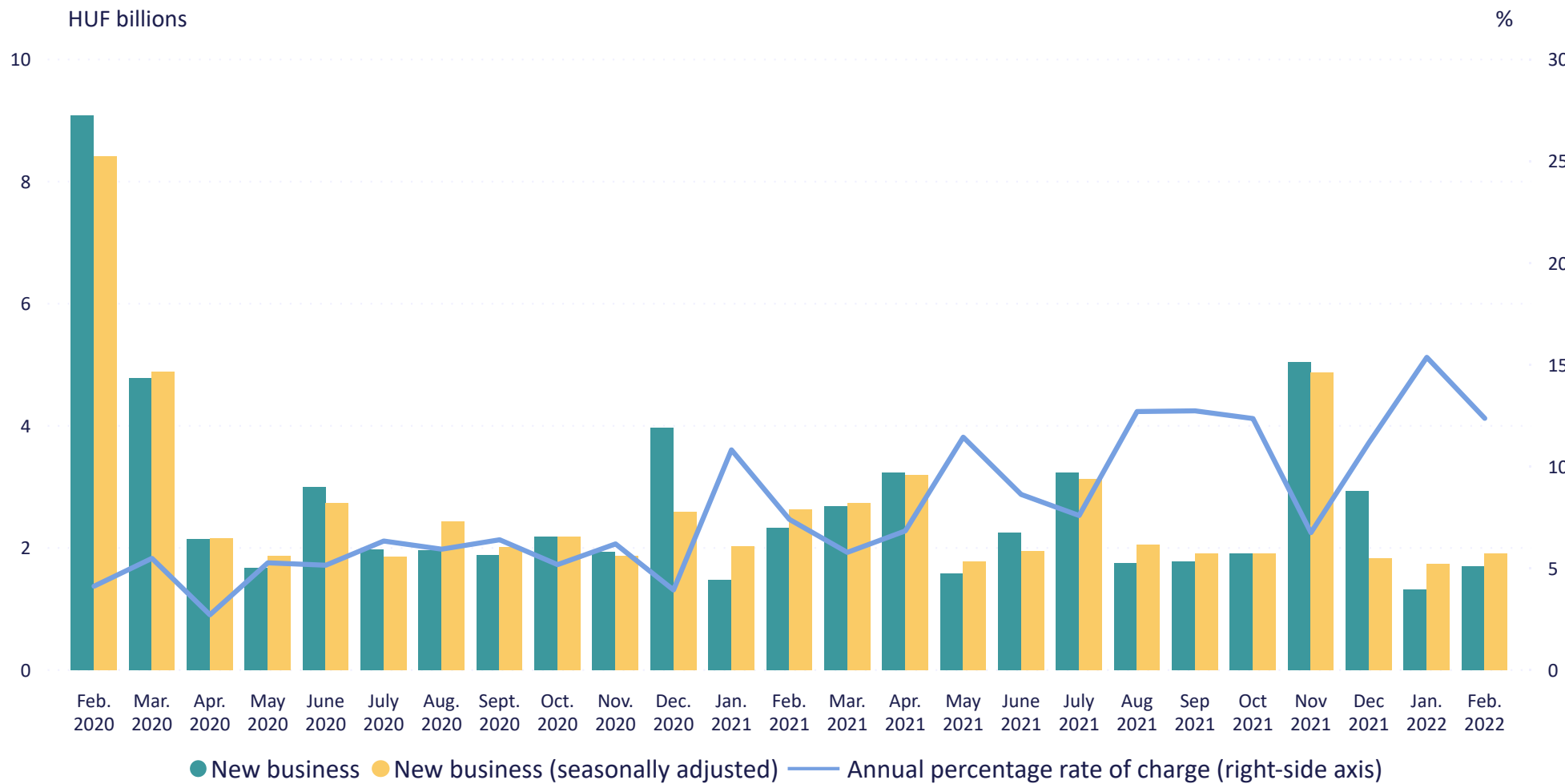
Annual percentage rate of charge (%) - February 2022

**12.37% -3.00%**

Month-on-month change (percentage points)



## Monthly average APRC on forint loans for purchase of goods or other consumption and new business volumes



\* Loans with floating interest rates or with up to one year initial rate fixation. From January 2012, the average APRC on loans for purchases of goods includes the amount of contribution paid by merchants to credit institutions in the case of 0% interest or 0% APRC schemes.

\*\* Loans for other consumption include lombard credits.





### Type of loan

For purchase of goods and other consumption

For purchase of goods only

February 2020 - February 2022

Filter



## Loans for purchase of goods to households

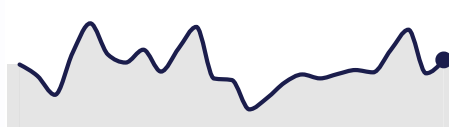
### Monthly average APRC on forint loans for purchase of goods and new business volumes



New business volumes (HUF billions) - February 2022

**1.0 +0.2**

Month-on-month change



Annual percentage rate of charge (%) - February 2022

**11.78% -2.45%**

Month-on-month change (percentage points)



\* Loans with floating interest rates or with up to one year initial rate fixation. From January 2012, the average APRC on loans for purchases of goods includes the amount of contribution paid by merchants to credit institutions in the case of 0% interest or 0% APRC schemes.

\*\* Loans for purchase of goods are separately shown from January 2018.





February 2020 - February 2022

Filter

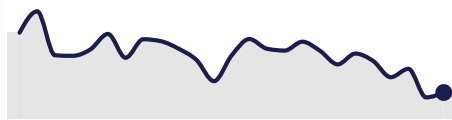
# Prenatal baby support loans to households

## Monthly average APRC on prenatal baby support loans and new business volumes

New business volumes (HUF billions) - February 2022

**31.1 +2.1**

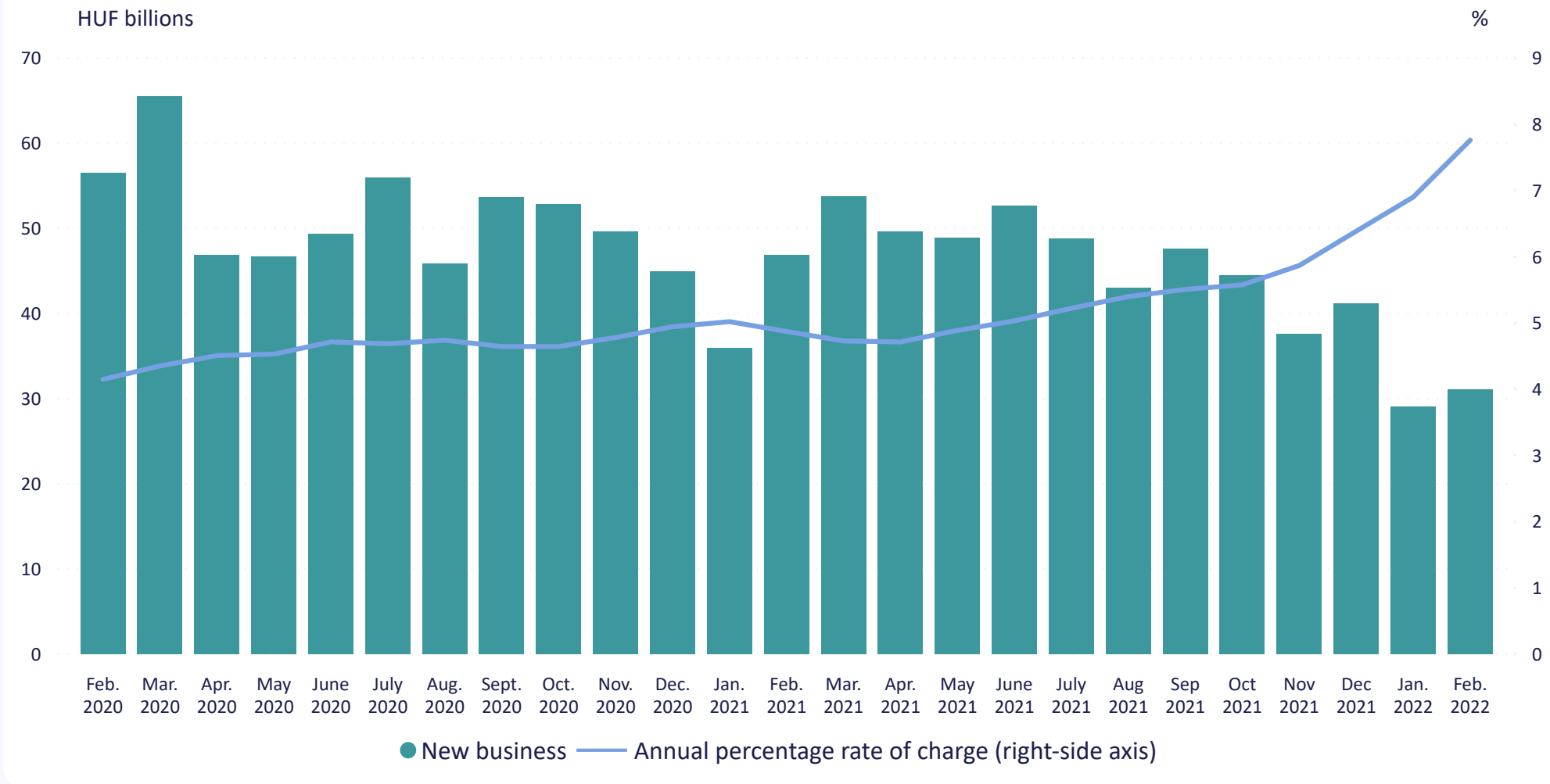
Month-on-month change



Annual percentage rate of charge (%) - February 2022

**7.76% +0.86%**

Month-on-month change (percentage points)



\* Pursuant to Government Decree 44/2019 (III.12) loans to retail customers linked to the baby-expecting support are available to households since July 2019.







Currency

HUF

EUR

February 2020 - February 2022

Filter



# Households' deposits

New business volumes (HUF billions) - February 2022

**511.1 +18.8**

Month-on-month change



New business volumes (seasonally adjusted, HUF billions) - February 2022

**478.0 +10.0**

Month-on-month change



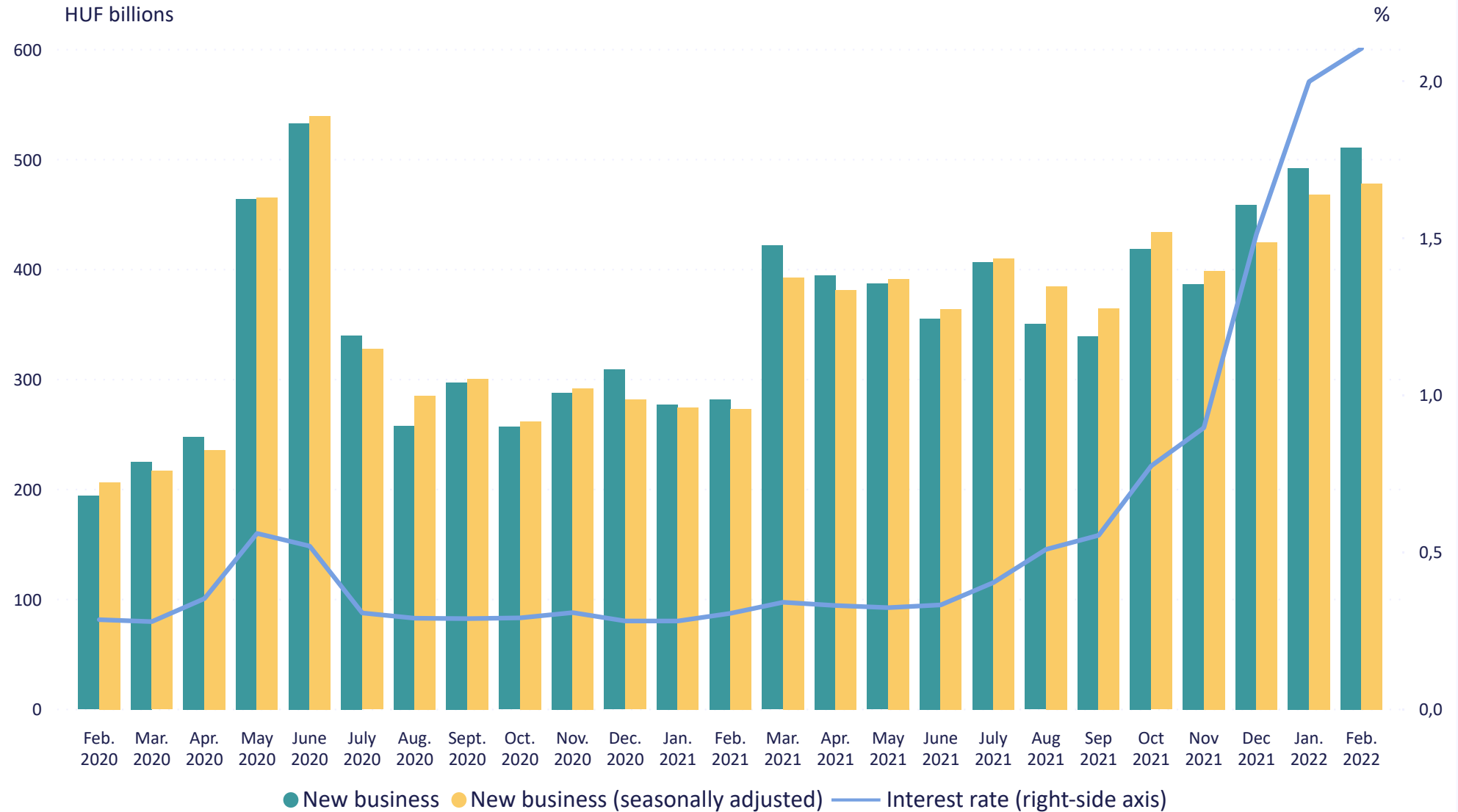
Interest rate (%) - February 2022

**2.10% +0.11%**

Month-on-month change (percentage points)



### Monthly average interest rate on forint deposits and new business volumes





Currency

HUF

EUR

February 2020 - February 2022

Filter

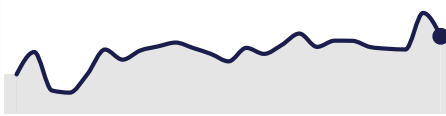


# Households' deposits

New business volumes (HUF billions) - February 2022

**13.4 -1.7**

Month-on-month change



New business volumes (seasonally adjusted, HUF billions) - February 2022

**13.5 -0.7**

Month-on-month change



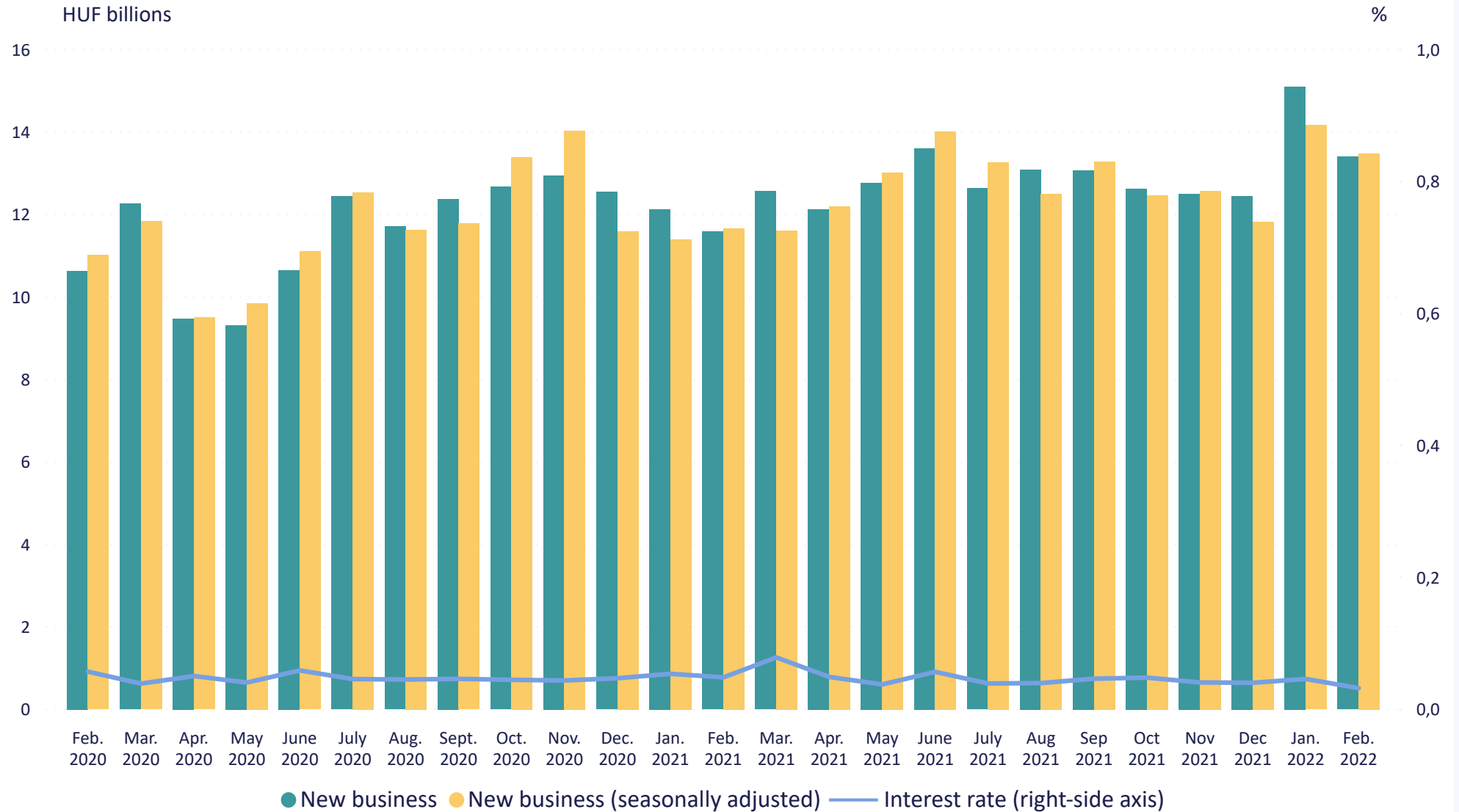
Interest rate (%) - February 2022

**0.03% -0.01%**

Month-on-month change (percentage points)



## Monthly average interest rate on euro deposits with an agreed maturity of up to one year and new business volumes





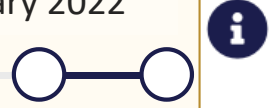
Size of contract

Up to the equivalent of EUR 1 million

Over the equivalent of EUR 1 million

February 2020 - February 2022

Filter

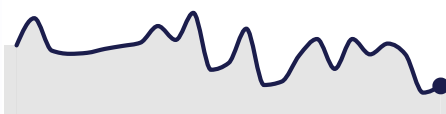


# Forint loans to non-financial corporations

New business volumes (HUF billions) - February 2022

**20.4 +1.7**

Month-on-month change



New business volumes (seasonally adjusted, HUF billions) - February 2022

**23.7 -0.6**

Month-on-month change



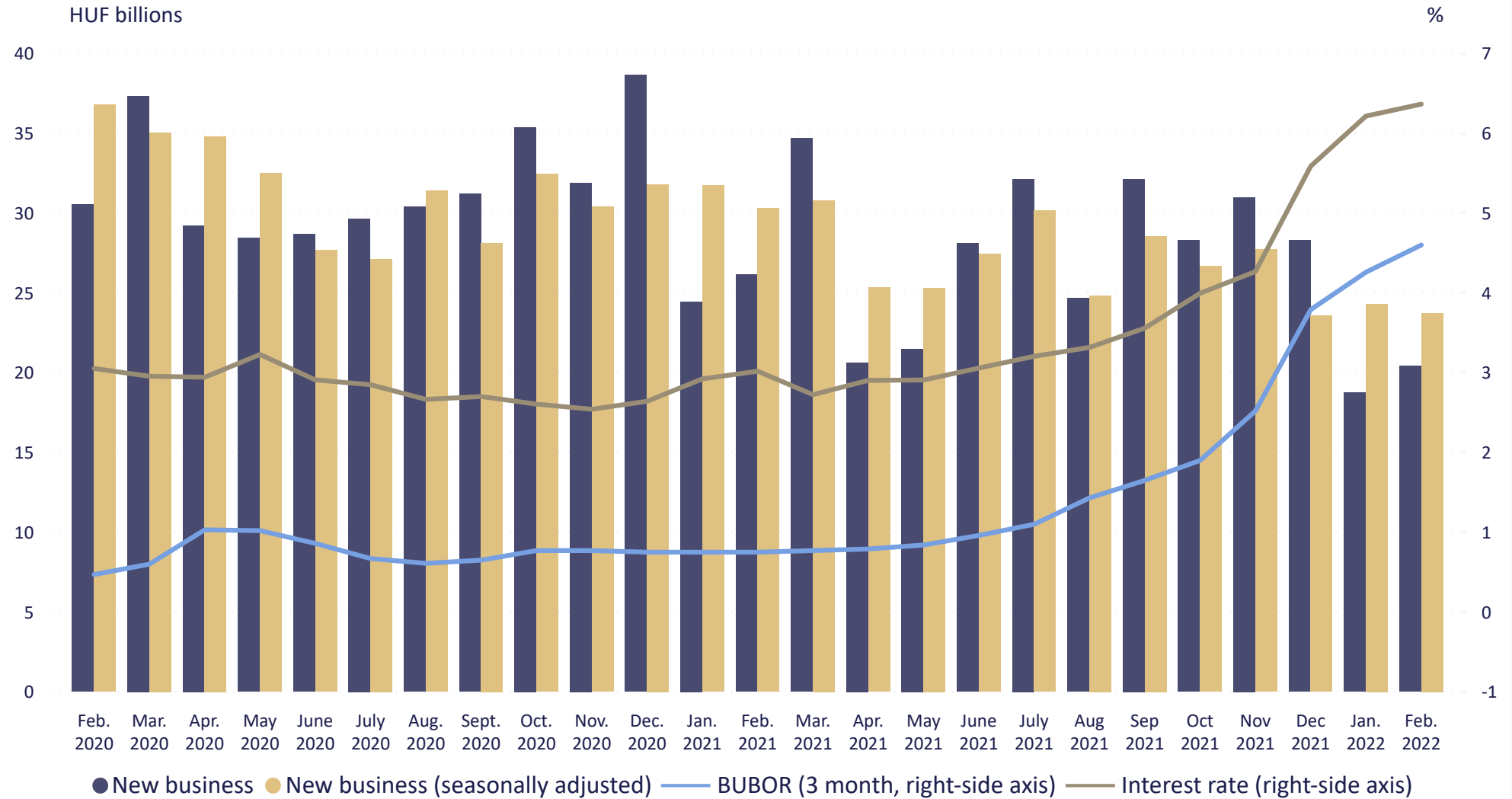
Interest rate (%) - February 2022

**6.37% +0.15%**

Month-on-month change (percentage points)



## Monthly average interest rate on forint loans up to the equivalent of EUR 1 million and new business volumes



\* Loans with up to one year initial rate fixation.





Size of contract

Up to the equivalent of EUR 1 million

Over the equivalent of EUR 1 million

February 2020 - February 2022

Filter

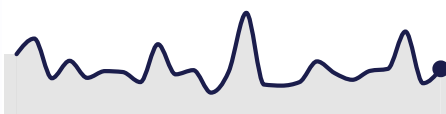


# Forint loans to non-financial corporations

New business volumes (HUF billions) - February 2022

**72.2 +26.0**

Month-on-month change



New business volumes (seasonally adjusted, HUF billions) - February 2022

**78.0 +32.0**

Month-on-month change



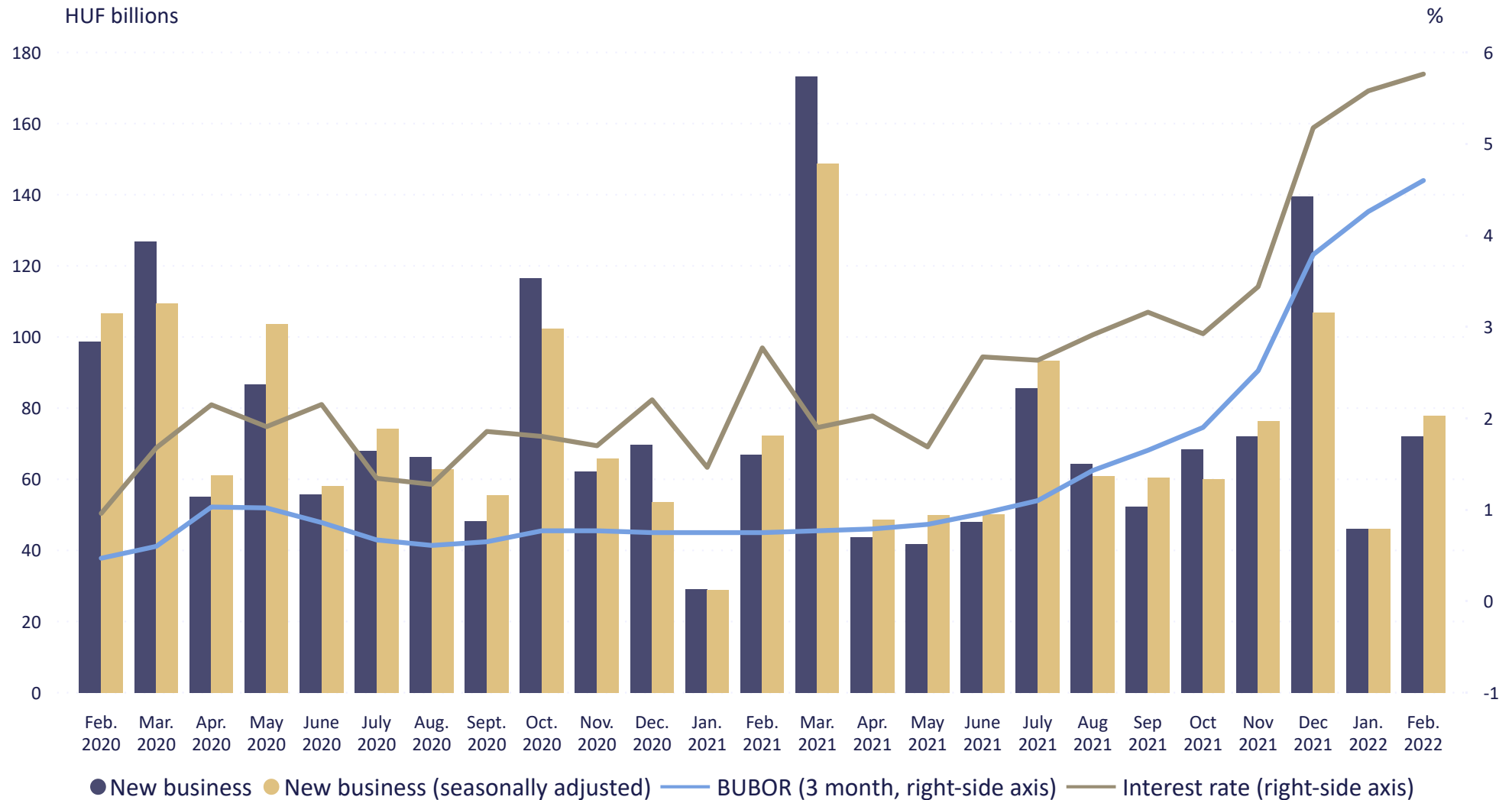
Interest rate (%) - February 2022

**5.76% +0.18%**

Month-on-month change (percentage points)



## Monthly average interest rate on forint loans over the equivalent of EUR 1 million and new business volumes



\* Loans with up to one year initial rate fixation.





# Euro loans to non-financial corporations

## Size of contract

Up to EUR 1 million

Over EUR 1 million

February 2020 - February 2022

Filter



New business volumes (HUF billions) - February 2022

**3.2 +0.3**

Month-on-month change



New business volumes (seasonally adjusted, HUF billions) - February 2022

**3.7 -0.1**

Month-on-month change



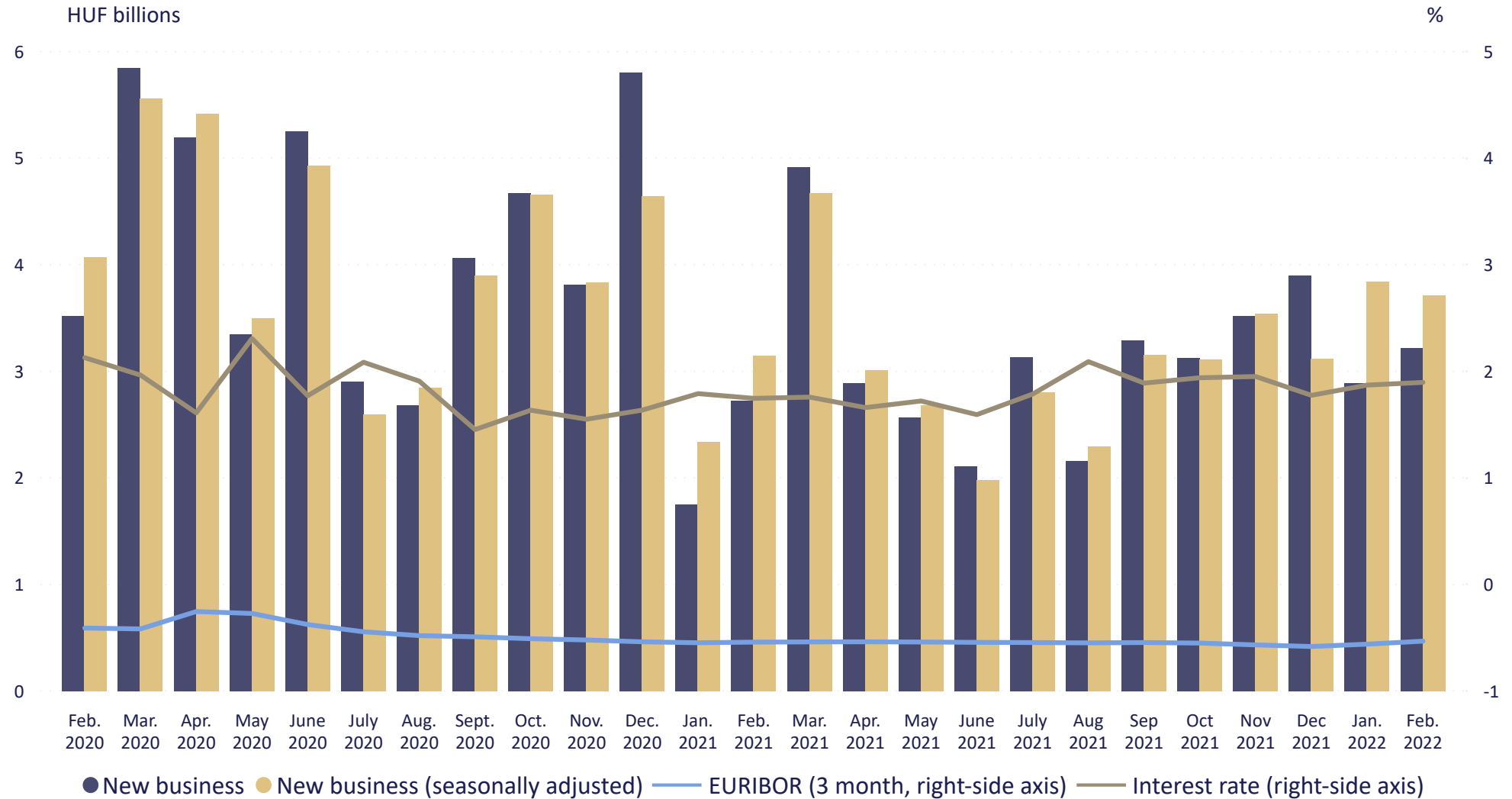
Interest rate (%) - February 2022

**1.90% +0.03%**

Month-on-month change (percentage points)



### Monthly average interest rate on euro loans up to EUR 1 million and new business volumes



\* Loans with up to one year initial rate fixation.





# Euro loans to non-financial corporations

## Size of contract

Up to EUR 1 million

Over EUR 1 million

February 2020 - February 2022

Filter



New business volumes (HUF billions) - February 2022

# 19.7 -84.2

Month-on-month change



New business volumes (seasonally adjusted, HUF billions) - February 2022

# 34.7 -108.5

Month-on-month change



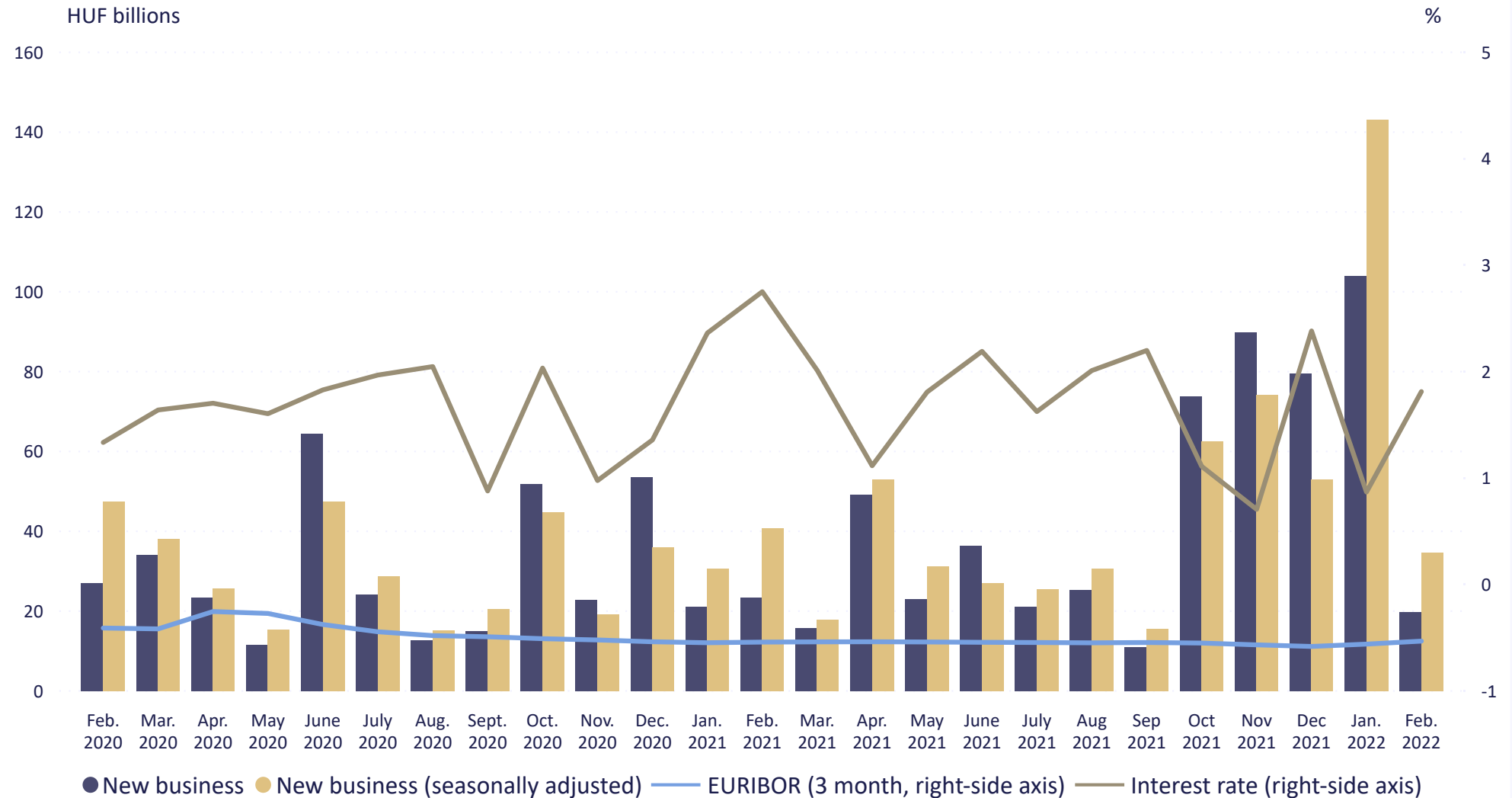
Interest rate (%) - February 2022

# 1.81% +0.94%

Month-on-month change (percentage points)



### Monthly average interest rate on euro loans over EUR 1 million and new business volumes



\* Loans with up to one year initial rate fixation.





Currency

HUF

EUR

February 2020 - February 2022

Filter



# Non-financial corporations' deposits

New business volumes (HUF billions) - February 2022

## 3,408.9 -13.7

Month-on-month change



New business volumes (seasonally adjusted, HUF billions) - February 2022

## 3,879.9 +502.5

Month-on-month change



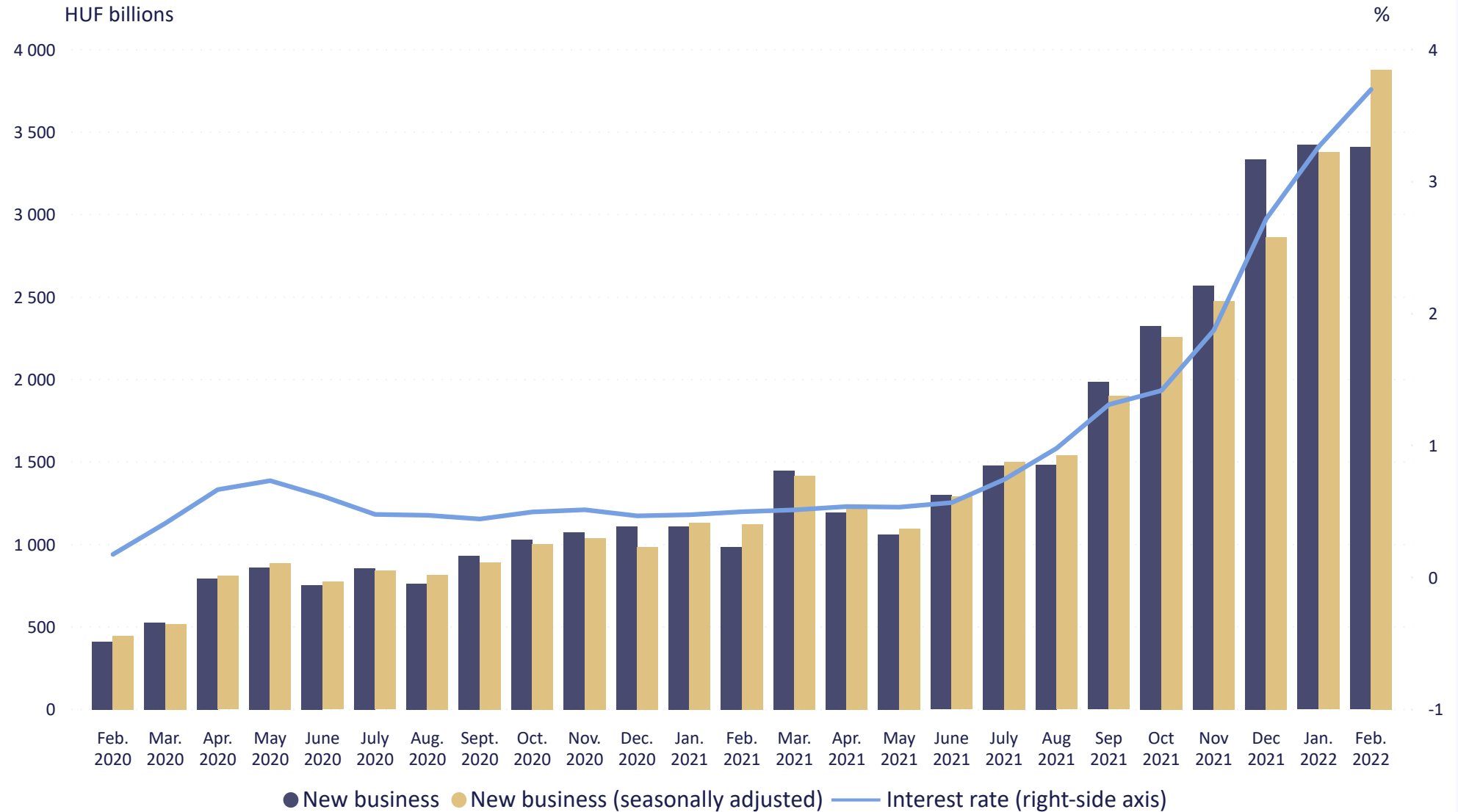
Interest rate (%) - February 2022

## 3.70% +0.43%

Month-on-month change (percentage points)



### Monthly average interest rate on forint deposits and new business volumes





Currency

HUF

EUR

February 2020 - February 2022

Filter



# Non-financial corporations' deposits

New business volumes (HUF billions) - February 2022

**47.4 +37.2**

Month-on-month change



New business volumes (seasonally adjusted, HUF billions) - February 2022

**39.3 +26.4**

Month-on-month change



Interest rate (%) - February 2022

**0.03% +0.03%**

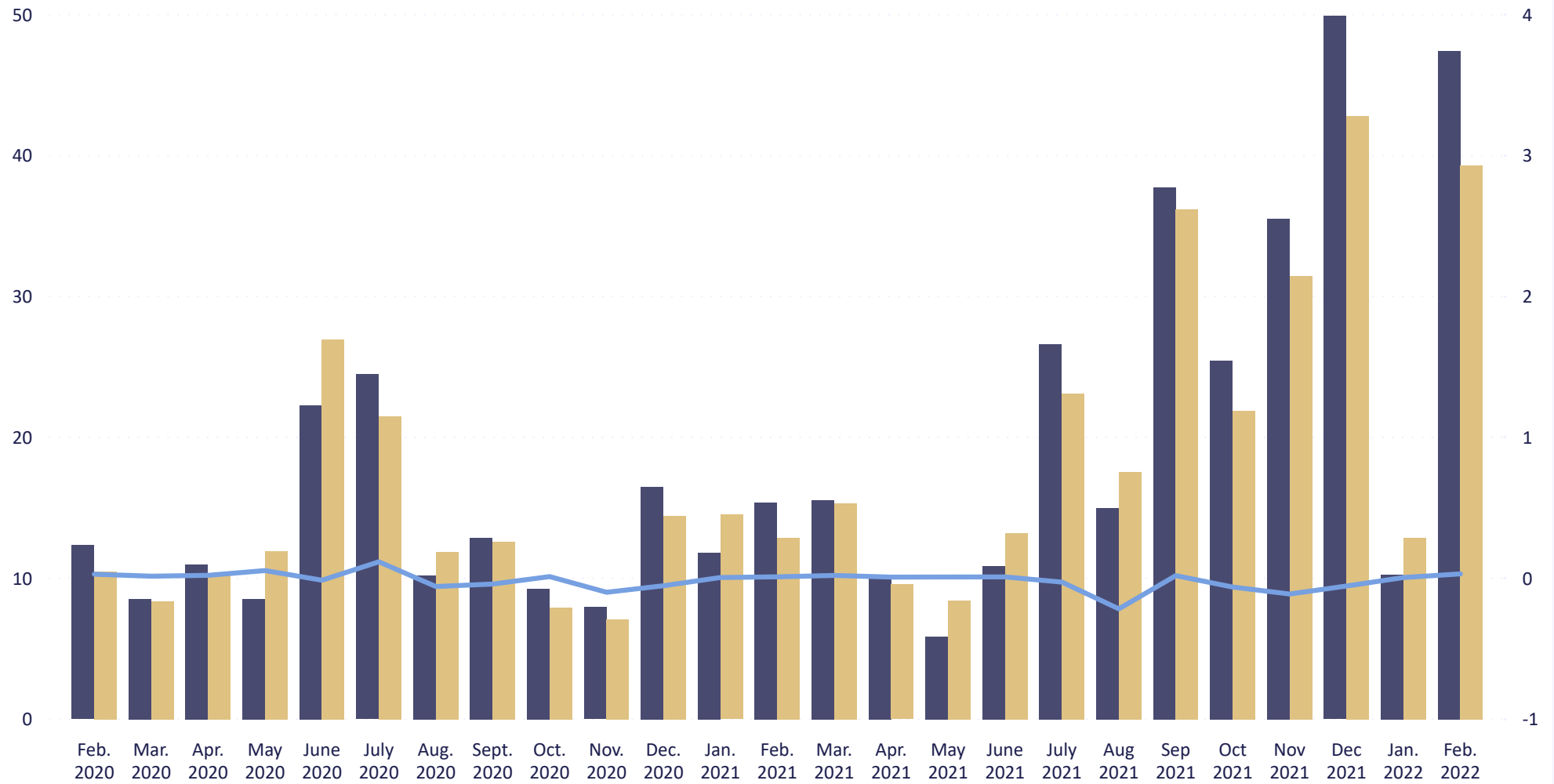
Month-on-month change (percentage points)



## Monthly average interest rate on euro deposits with an agreed maturity of up to one year and new business volumes

HUF billions

%



● New business ● New business (seasonally adjusted) — Interest rate (right-side axis)







February 2020 - February 2022

Filter


# Overnight interbank rates, total interbank lending and the interest rate corridor

## Average overnight interbank rates, total interbank lending and the interest rate corridor

New business volumes (HUF billions) - February 2022

**2,999.9 -349.7**

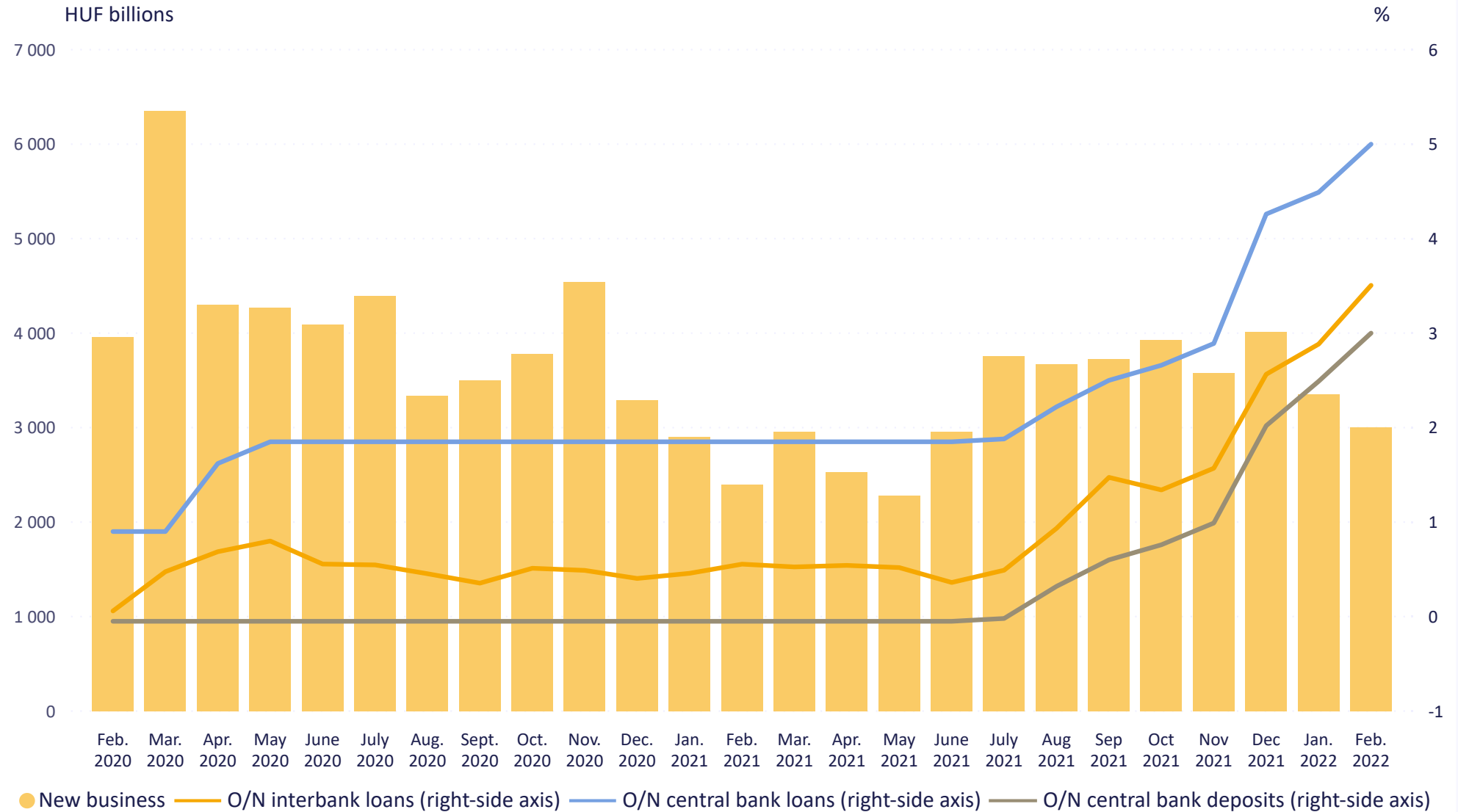
Month-on-month change



Interest rate on O/N interbank loans (%) - February 2022

**3.51% +0.62%**

Month-on-month change (percentage points)





## Other information

### Related links

Time series >

Access to time series on the MNB's website: [www.mnb.hu](http://www.mnb.hu) -> EN -> Statistics -> Statistical Data and Information -> Statistical Time Series -> XI. Money and capital markets

### Notes on methodology

Methodological notes >

Access to methodological notes on the MNB's website: [www.mnb.hu](http://www.mnb.hu) -> EN -> Statistics -> Statistical Data and Information -> Methodological notes -> Methodological notes of household and non-financial corporate sector interest rates

### Information about the next publication

The next press release will be published on: 5 May 2022

Publication calendar >

Access to Publication calendar on the MNB's website: [www.mnb.hu](http://www.mnb.hu) -> EN -> Statistics -> Release calendar for Statistics

### Contact information

**Magyar Nemzeti Bank**  
Statistics Directorate

 Tel.: +36 1 428 2600

 Email: [sajto@mnb.hu](mailto:sajto@mnb.hu)

