

MNB BANK SENTIMENT SURVEY

1. Bank Sentiment Index

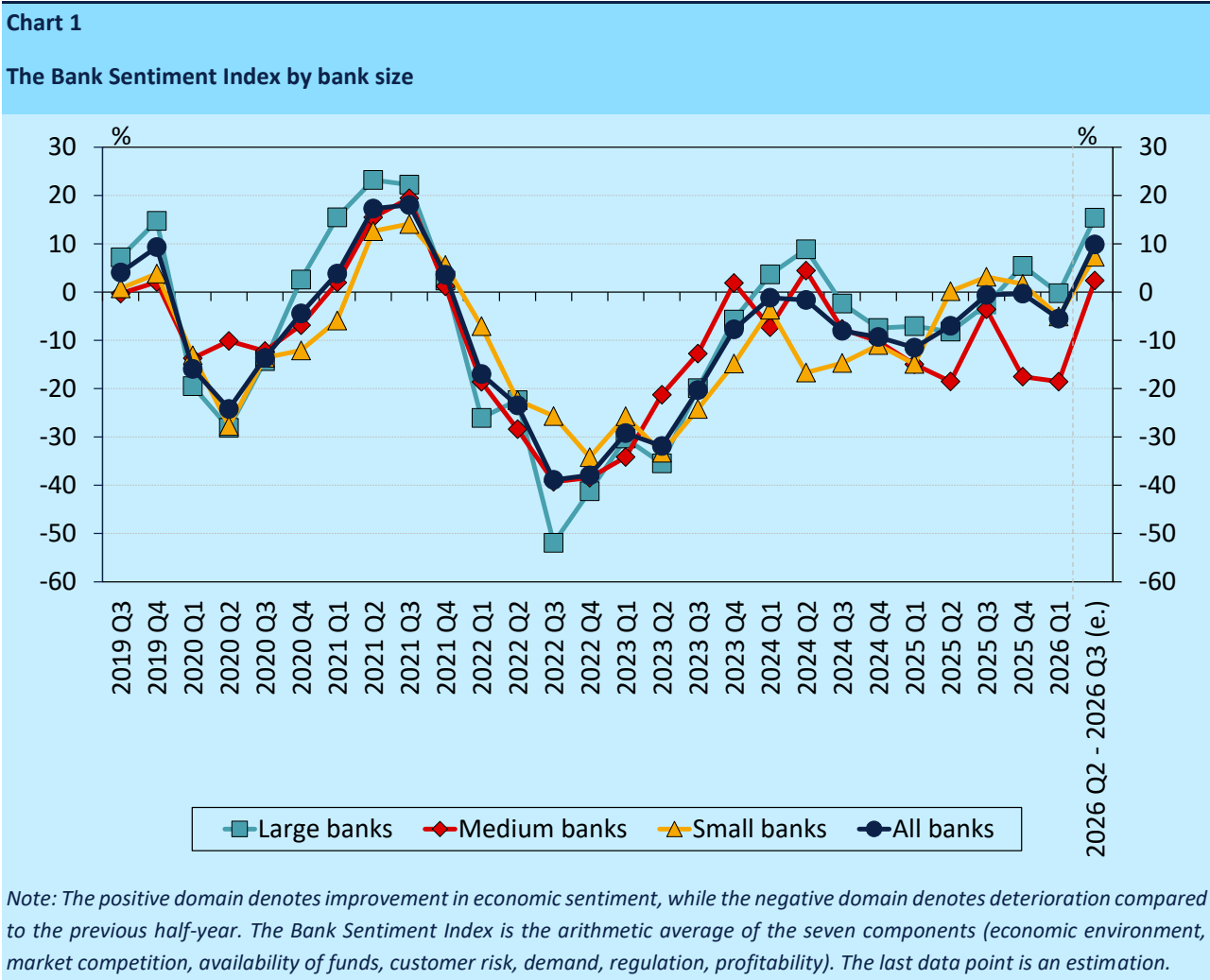
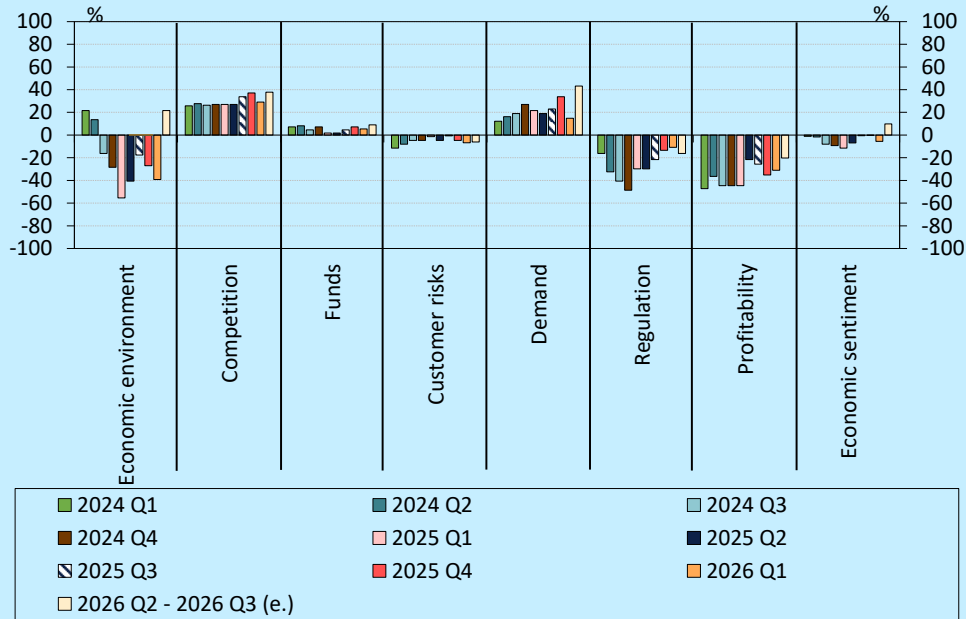


Chart 2

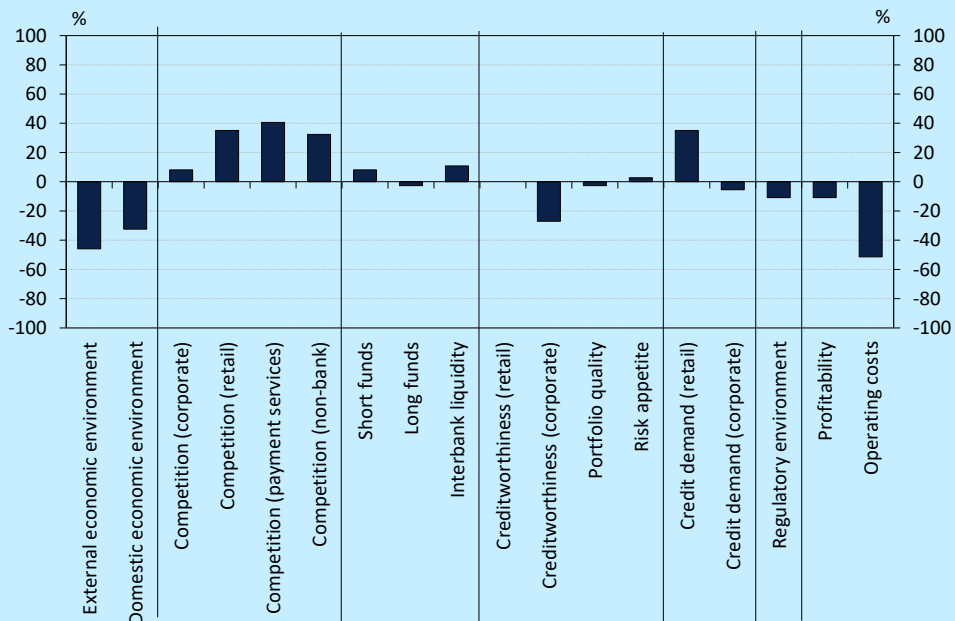
The Bank Sentiment Index and its components



Note: Positive values are factors influencing the strengthening of the economy (improvement / increase / intensification), negative values are factors influencing the deterioration of the economy (deterioration / decrease / slackening). Each value shows the unweighted net ratio, i.e. the difference between the number of banks indicating an improvement and a deterioration in the economy, divided by the number of respondent banks.

Chart 3

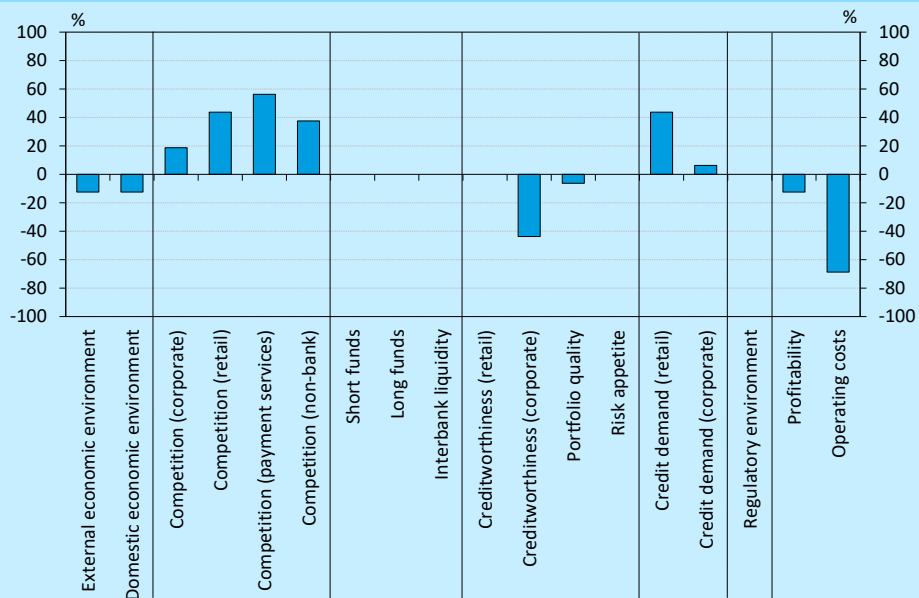
Subcomponents of the Bank Sentiment Index – all banks



Note: Positive values are factors influencing the strengthening of the economy (improvement / increase / intensification), negative values are factors influencing the deterioration of the economy (deterioration / decrease / slackening). Each value shows the unweighted net ratio, i.e. the difference between the number of banks indicating an improvement and a deterioration in the economy, divided by the number of respondent banks.

Chart 4

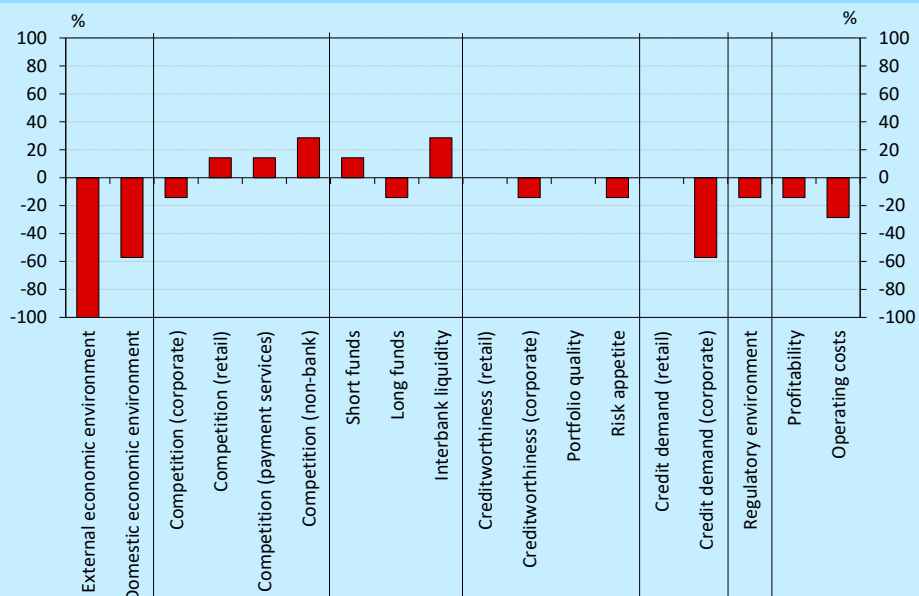
Subcomponents of the Bank Sentiment Index – large banks



Note: Positive values are factors influencing the strengthening of the economy (improvement / increase / intensification), negative values are factors influencing the deterioration of the economy (deterioration / decrease / slackening). Each value shows the unweighted net ratio, i.e. the difference between the number of banks indicating an improvement and a deterioration in the economy, divided by the number of respondent banks.

Chart 5

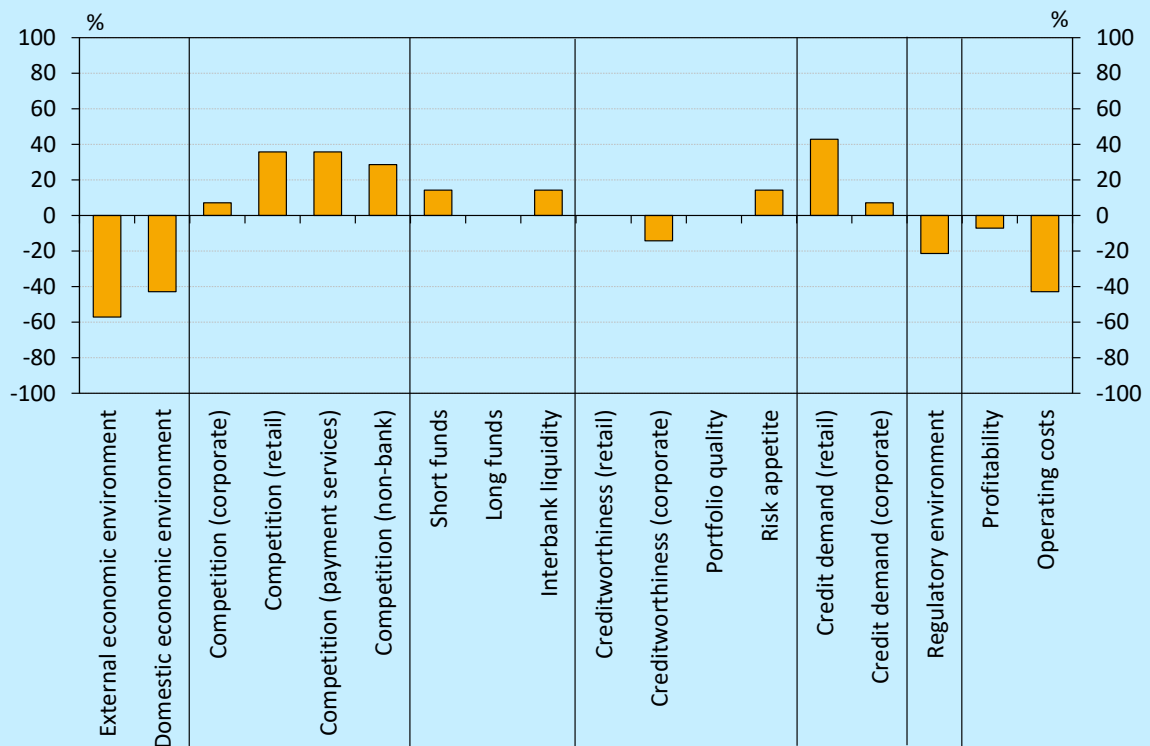
Subcomponents of the Bank Sentiment Index – medium banks



Note: Positive values are factors influencing the strengthening of the economy (improvement / increase / intensification), negative values are factors influencing the deterioration of the economy (deterioration / decrease / slackening). Each value shows the unweighted net ratio, i.e. the difference between the number of banks indicating an improvement and a deterioration in the economy, divided by the number of respondent banks.

Chart 6

Subcomponents of the Bank Sentiment Index – small banks



Note: Positive values are factors influencing the strengthening of the economy (improvement / increase / intensification), negative values are factors influencing the deterioration of the economy (deterioration / decrease / slackening). Each value shows the unweighted net ratio, i.e. the difference between the number of banks indicating an improvement and a deterioration in the economy, divided by the number of respondent banks.


Methodological Notes

The Bank Sentiment Survey is based on the BSI (Bank Sentiment Index) data required by the MNB for credit institutions at a non-consolidated level from the first quarter of 2020.¹

Banks fill in Table 1 required for the calculation of the Bank Sentiment Index every quarter. In the second and fourth quarters of the year, the institutions also complete five additional tables on the following topics: (2) strategy and profitability; (3) assets and portfolio quality; (4) operational risks; (5) costs and FinTech; (6) others.

The Bank Sentiment Index is the unweighted arithmetic average of seven components (economic environment, market competition, availability of funds, customer risks, demand, regulation, profitability). The components are the unweighted arithmetic mean of a total of 18 subcomponents. Positive values are factors influencing the strengthening of economic sentiment (improvement / increase / intensification), negative values are factors influencing the deterioration of economic sentiment (deterioration / decrease / slackening). The individual values show the unweighted net ratio, i.e. the difference between the number of banks indicating an improvement and a deterioration in economic sentiment.

Structure of the Bank Sentiment Index



¹ In 2019 Q3 and Q4, completion of the survey was not yet mandatory. In the third quarter, 81 per cent of credit institutions filled in the questionnaire on the basis of number of units and 92 per cent on the basis of balance sheet total. In the fourth quarter, the participation rate was 90 per cent based on the number of units and 92 per cent based on the balance sheet total. In both rounds, we requested Tables 2–5 as well.

Banks by size category

Large Banks

ERSTE BANK HUNGARY Ltd.
ERSTE Building Society Ltd.
ERSTE Mortgage Bank Ltd.
K&H Bank Ltd.
K&H Mortgage Bank Ltd.
MBH Bank Plc.
MBH Investment Bank Ltd.
MBH Mortgage Bank Plc.
MBH Duna Bank Ltd.
Merkantil Bank Ltd.
OTP Bank Plc.
OTP Building Society Ltd.
OTP Mortgage Bank Ltd.
Raiffeisen Bank Ltd.
UniCredit Bank Ltd.
UniCredit Mortgage Bank Ltd.

Medium Banks

Bank of China Hungarian Branch
CIB Bank Ltd.
Citibank Europe plc. Hungarian Branch Office
Eximbank Ltd.
Fundamenta Building Society Ltd.
GRÁNIT Bank Plc.
MFB Ltd.

Small Banks

Bank of China (CEE) Ltd.
BNP Paribas Hungary Branch
China Construction Bank (Europe) S.A. Hungarian Branch
Cofidis Hungarian Branch
Deutsche Bank AG Hungary Branch
HYPO-BANK BURGENLAND AG Hungary Branch
ING Bank N.V. Hungarian Branch Office
KDB Bank Europe Ltd.
KELER Ltd.
MagNet Bank Ltd.
Cofidis Bank Hungary Ltd.
Oberbank AG Hungary Branch
Trive Bank Hungary Ltd.