

Charts to the Press Release on household and non-financial corporate sector interest rates, March 2012

Chart 1 Values of new forint, euro and Swiss franc housing loans, based on not seasonally adjusted data^{1, 2}

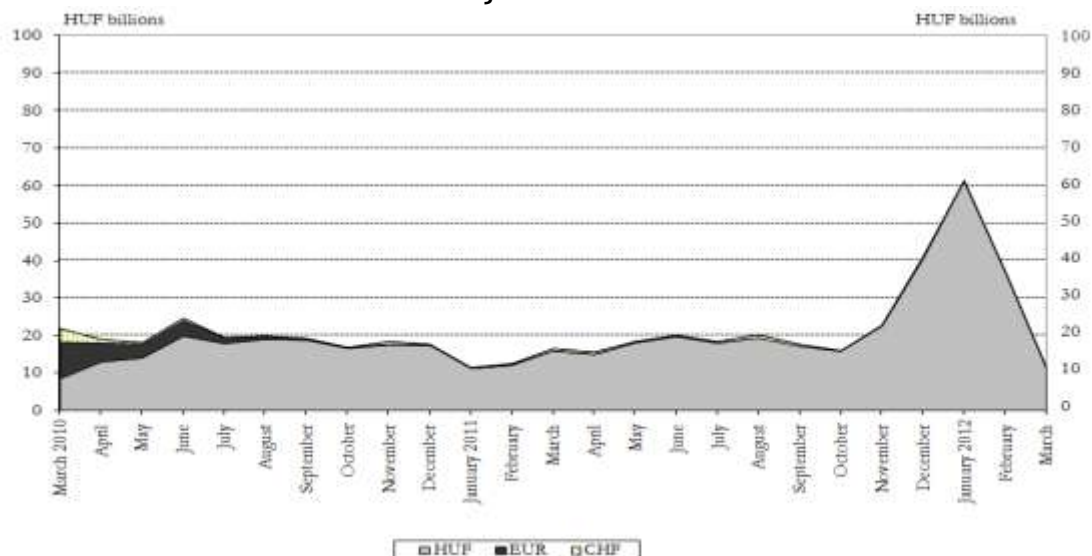
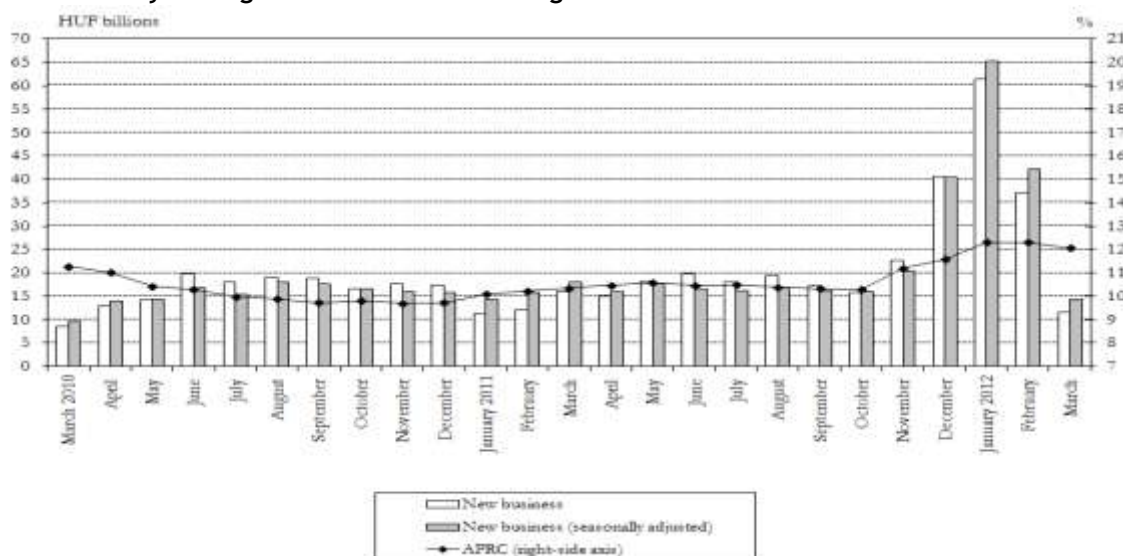


Chart 2 Monthly average APRC on forint housing loans and the total amount of new business^{2, 3, 4}



¹ For the period to December 2010, the values of new forint housing loans are estimates, excluding government bridging loans.

² Data on new business volumes of housing loans and general purpose loans for the period between October 2011 and February 2012 include new forint lending to households for the purposes of early repayments of foreign currency loans. This led to a significant increase in new business volumes between November 2011 and February 2012. Data on forint loans for debt consolidation are available as part of the statistical data published by the HFSZ at: www.pszaf.hu/Jelentesek/Statistikak/Statistikak/Vegtörlesztés/Vegtörlesztés_stat.xls.

³ For the period to December 2010, the values of new forint housing loans are estimates, excluding government bridging loans.

⁴ During seasonal adjustment, the value of forint loans related to early repayments has been removed from the increase in new business in the period December 2011-February 2012. Consequently, the seasonally adjusted series for the period is based on estimates (for more details, see the Methodological notes).

Chart 3 Values of new forint, euro and Swiss franc general purpose mortgage loans, based on not seasonally adjusted data^{5, 6}

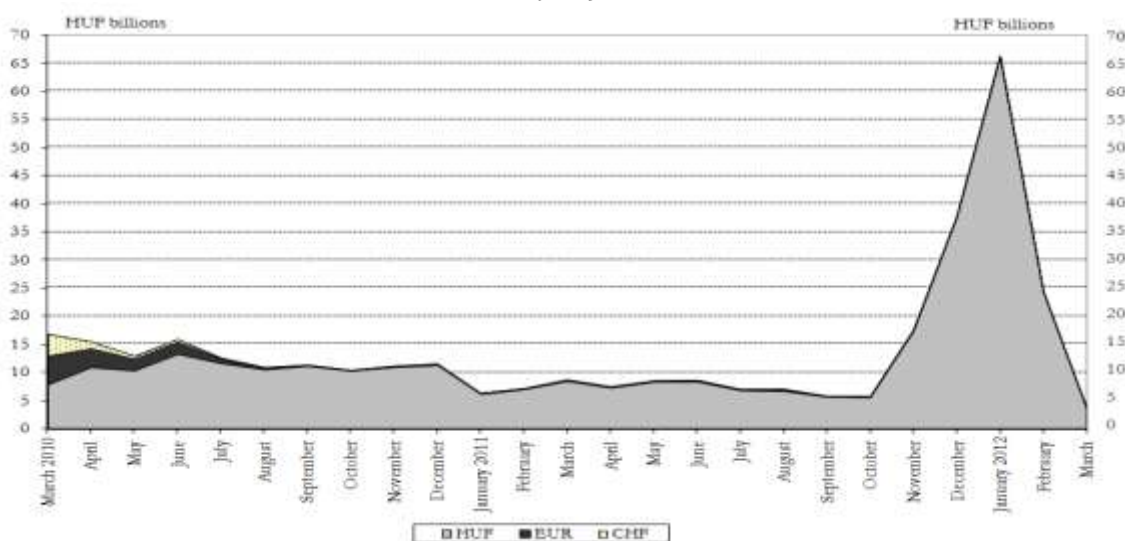
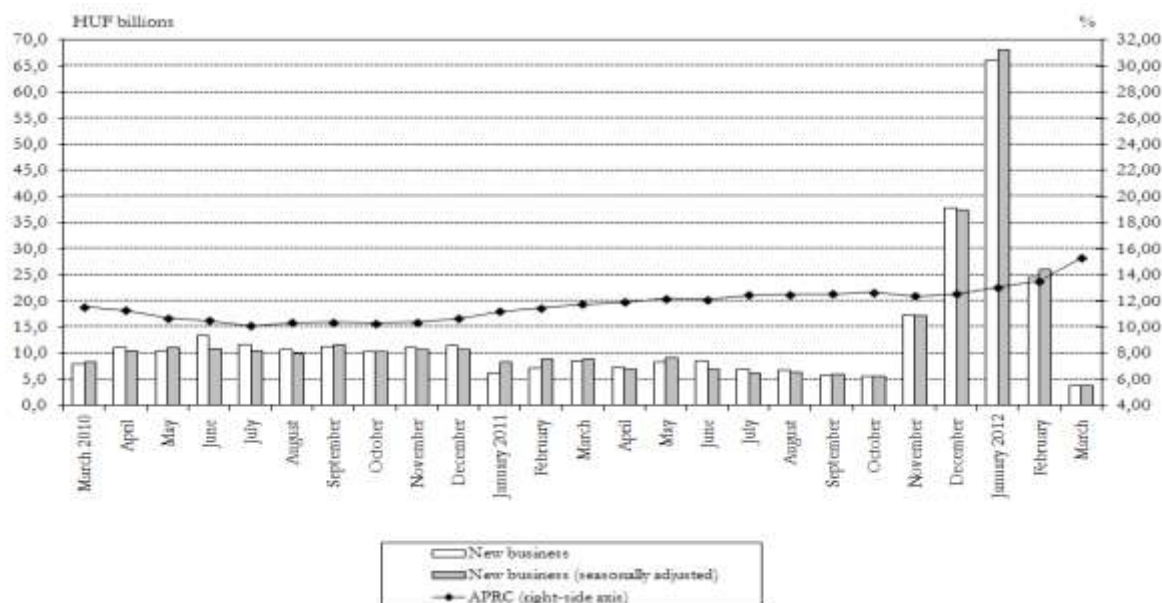


Chart 4 Monthly average APRC on forint general purpose mortgage loans to households and the total amount of new business^{6, 7, 8}



⁵ As the effects of restructured loans have been stripped out, new contracts for general purpose Swiss franc loans contain estimates for January 2010. In addition, for the period to December 2010, the values of new general purpose forint loans are estimates, excluding government bridging loans.

⁶ Data on new business volumes of housing loans and general purpose loans for the period between October 2011 and February 2012 include new forint lending to households for the purposes of early repayments of foreign currency loans. This led to a significant increase in new business volumes between November 2011 and February 2012. Data on forint loans for debt consolidation are available as part of the statistical data published by the HFSA at: [www.pszaf.hu/ Jelentesek, Statistikak/ Statistikak/ Vegtörlesztés/Vegtörlesztés_stat.xls](http://www.pszaf.hu/Jelentesek/Statistikak/Statistikak/Vegtörlesztés/Vegtörlesztés_stat.xls).

⁷ Loans with floating interest rates or with up to 1 year initial rate fixation. For the period to December 2010, the values of new business and the APRC are estimates, excluding government bridging loans.

⁸ In performing seasonal adjustment, the value of forint loans related to early repayments has been removed from the increase in new business in the period December 2011-February 2012. Consequently, the seasonally adjusted series for the period is based on estimates (for more details, see the Methodological notes).

Chart 5 Values of new forint, euro and Swiss franc personal loans, based on not seasonally adjusted data

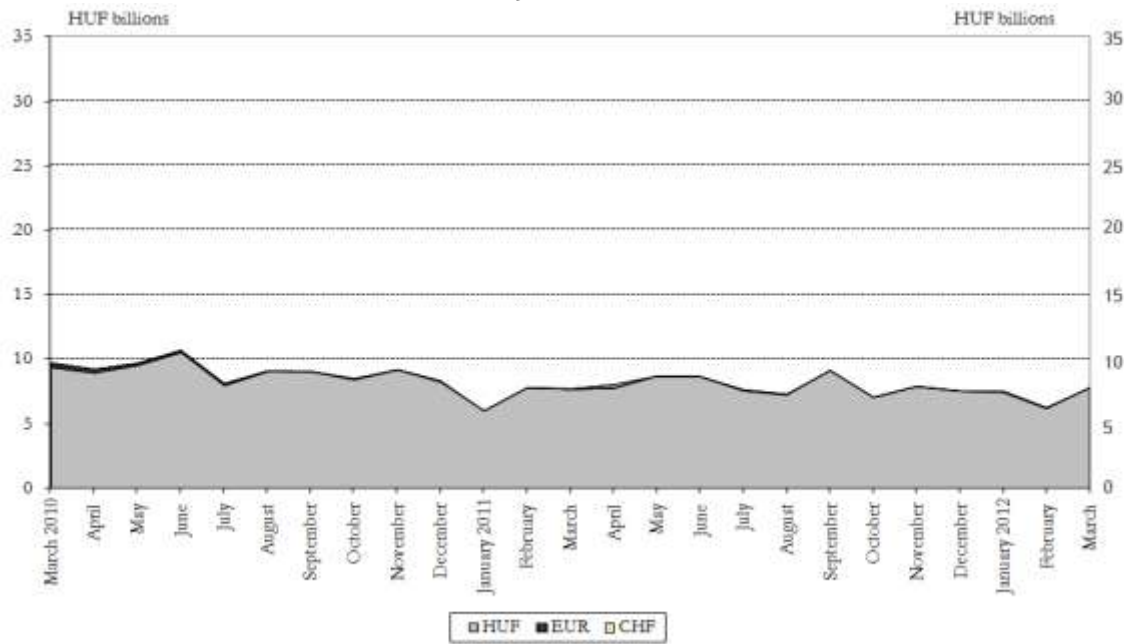


Chart 6 Monthly average APRC on forint personal loans and the total amount of new business

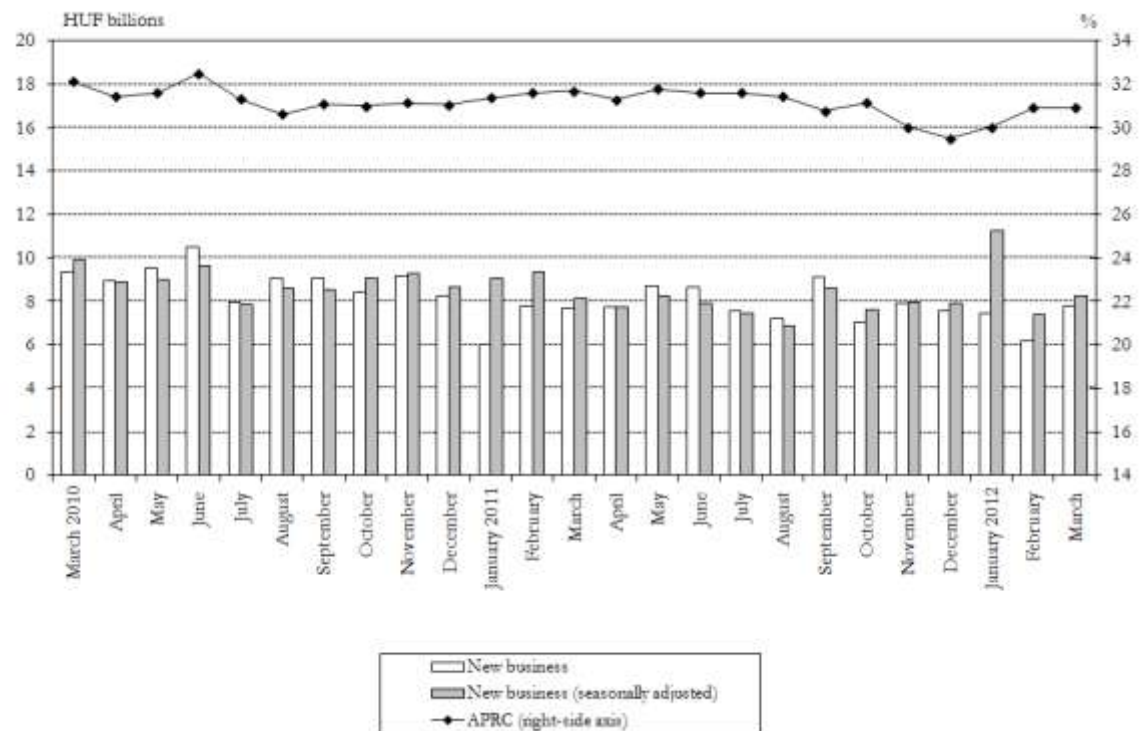


Chart 7 Monthly average APRC on forint loans for purchases of goods and the total amount of new business, based on not seasonally adjusted data⁹

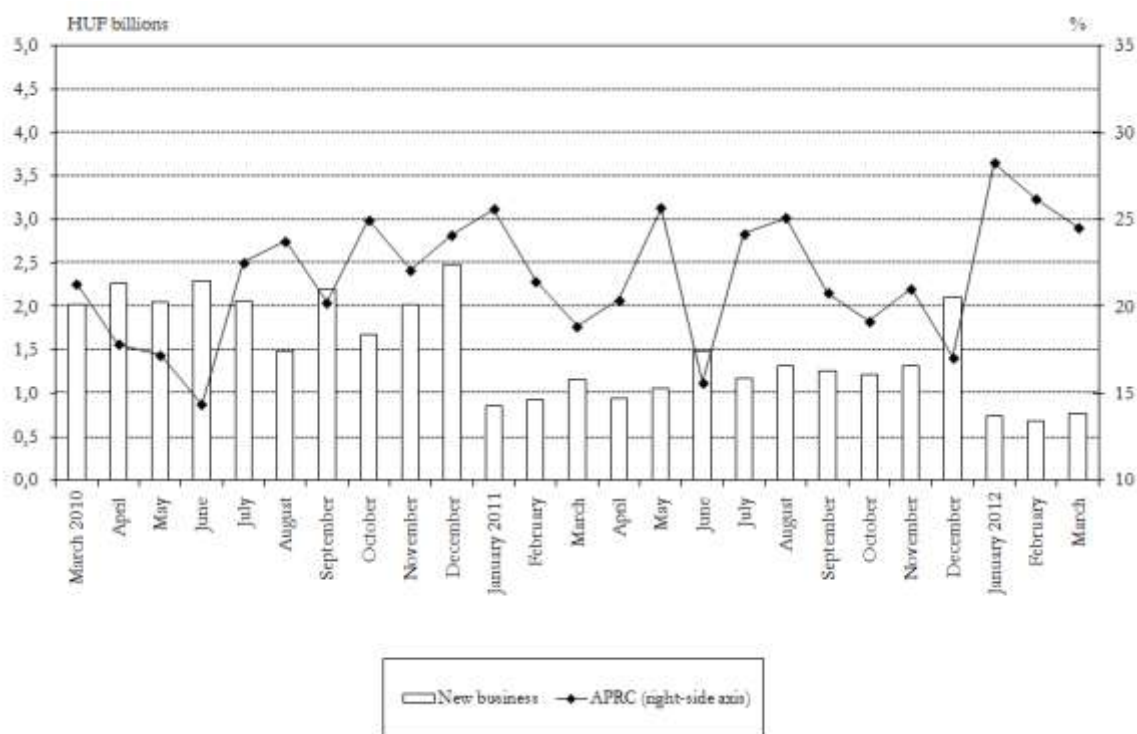
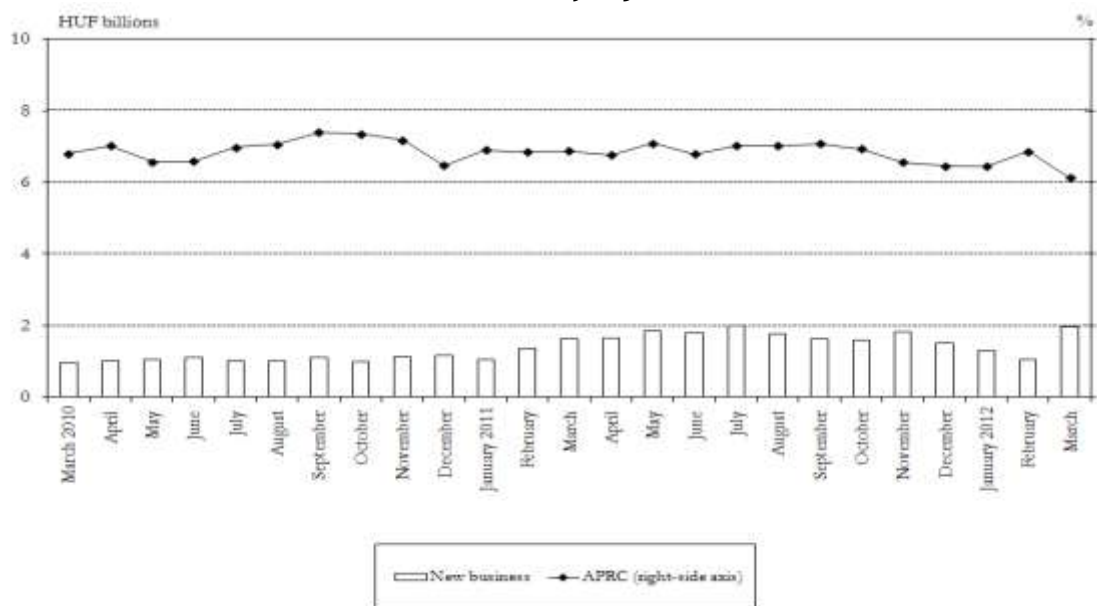


Chart 8 Monthly average APRC on forint car loans and the total amount of new business, based on not seasonally adjusted data



⁹ Loans with floating interest rates or with up to 1 year initial rate fixation. The high share of loans for purchases of goods with low APRC accounted for the low averages for the APRC in June and September 2010 as well as in March, June and December 2011. Frequently, merchants pay a contribution to credit institutions in the case of loans for purchases of goods with low APRC. In such cases, the APRC does not include the amount of contribution paid by a merchant to a credit institution for the period to December 2011. However, from January 2012 the average APRC on loans for purchases of goods includes the amount of contribution paid by merchants to credit institutions in the case of 0% interest or 0% APRC schemes.

Chart 9 Monthly average interest rate on forint loans to non-financial corporations up to the equivalent of EUR 1 million and the total amount of new business¹⁰

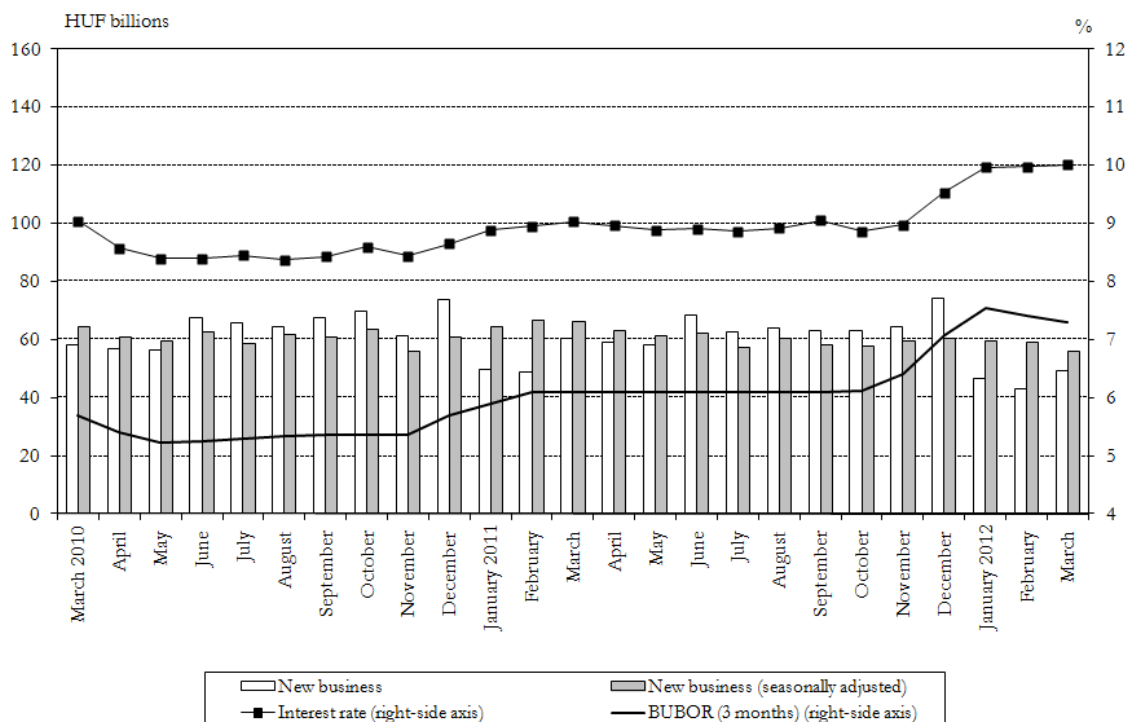
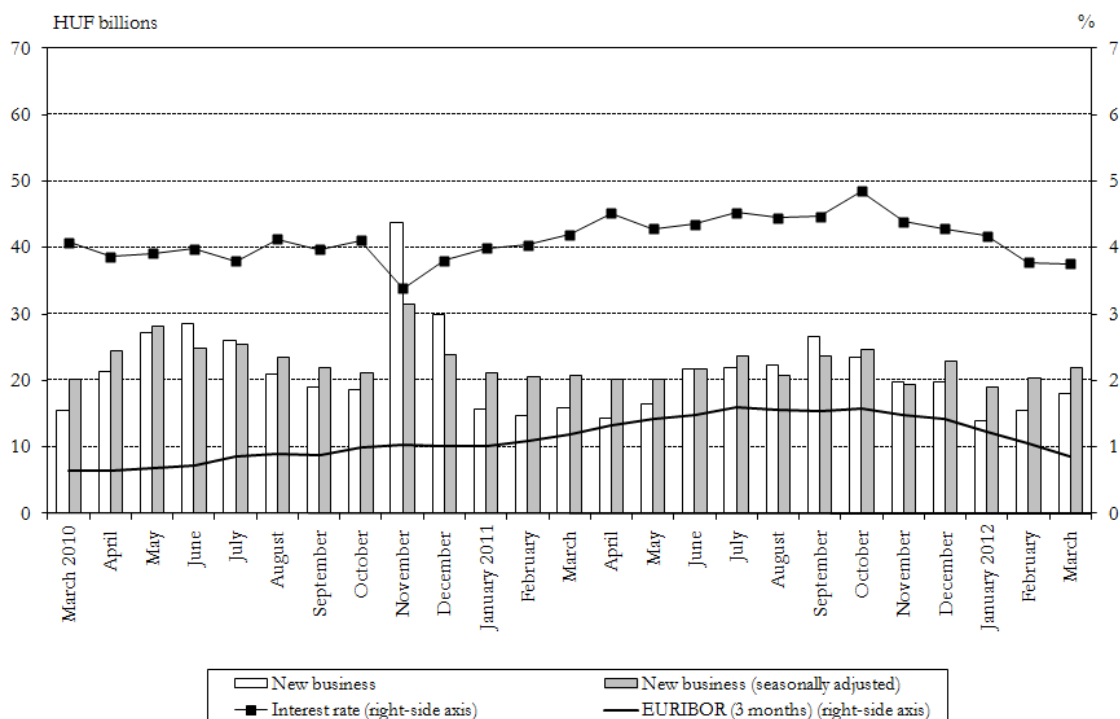


Chart 10 Monthly average interest rate on euro loans to non-financial corporations up to the equivalent of EUR 1 million and the total amount of new business^{10, 11}



¹⁰ Loans with floating interest rates or with up to 1 year initial rate fixation.

¹¹ The decline in the interest rate and the increase in new contract values in November 2010 were caused by a stronger-than-usual one-off effect.

Chart 11 Monthly average interest rate on forint loans to non-financial corporations over the equivalent of EUR 1 million and the total amount of new business^{12, 13, 14, 15}

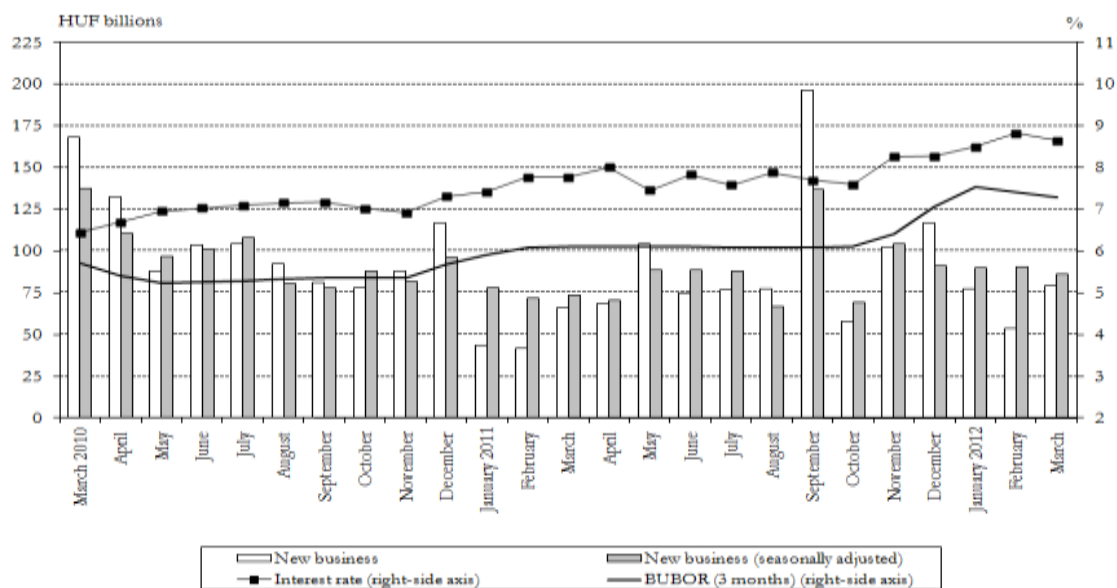
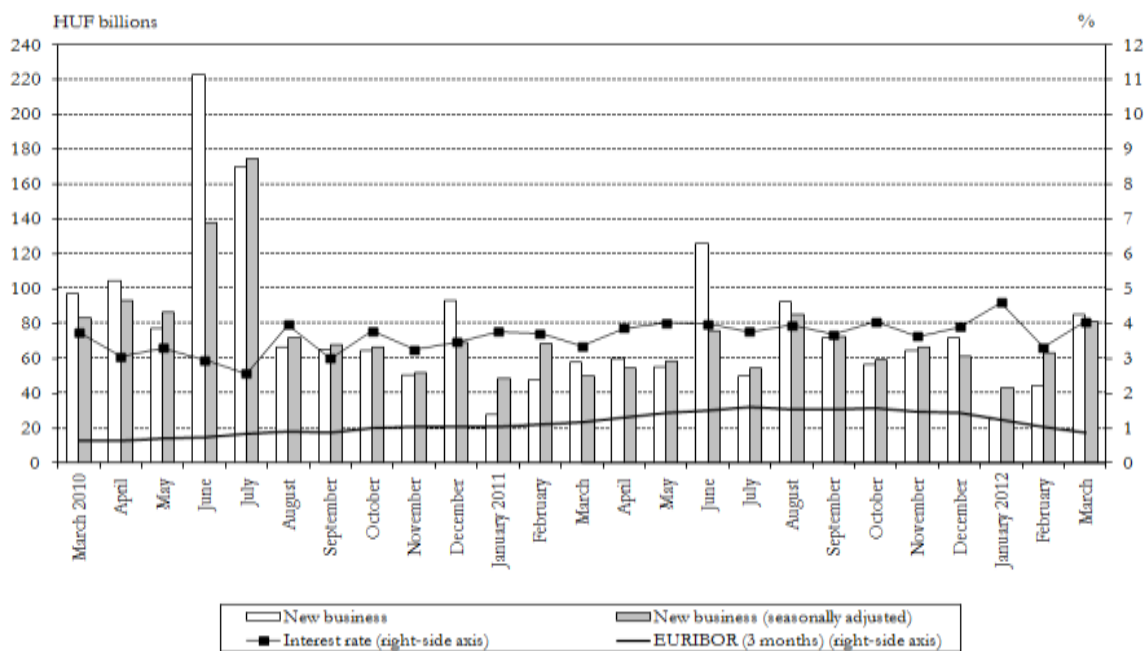


Chart 12 Monthly average interest rate on euro loans to non-financial corporations over the equivalent of EUR 1 million and the total amount of new business¹²



¹² Loans with floating interest rates or with up to 1 year initial rate fixation.

¹³ In performing seasonal adjustment, one-off effects have been eliminated from the increase in the volume of new lending to non-financial corporations in the period February-May 2010. Consequently, the seasonally adjusted data is an estimate.

¹⁴ In March 2010, transactions typically taking place between financial institutions accounted for more than 50% of the increase in the volume of new lending to non-financial corporations.

¹⁵ The significant increase in new lending to non-financial corporations in September 2011 was accounted for by lending by several banking groups to their subsidiaries.

Chart 13 Monthly average interest rate on household forint time deposits and the total amount of new business

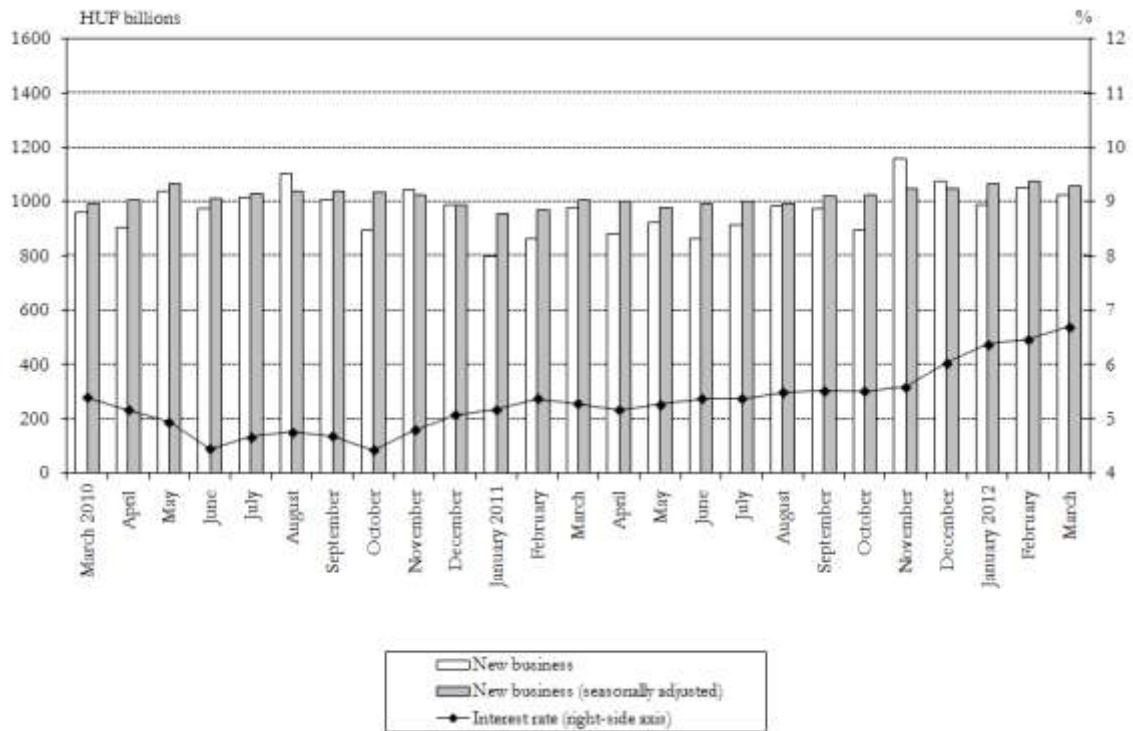


Chart 14 Monthly average interest rate on household euro deposits with an agreed maturity of up to one year and the total amount of new business

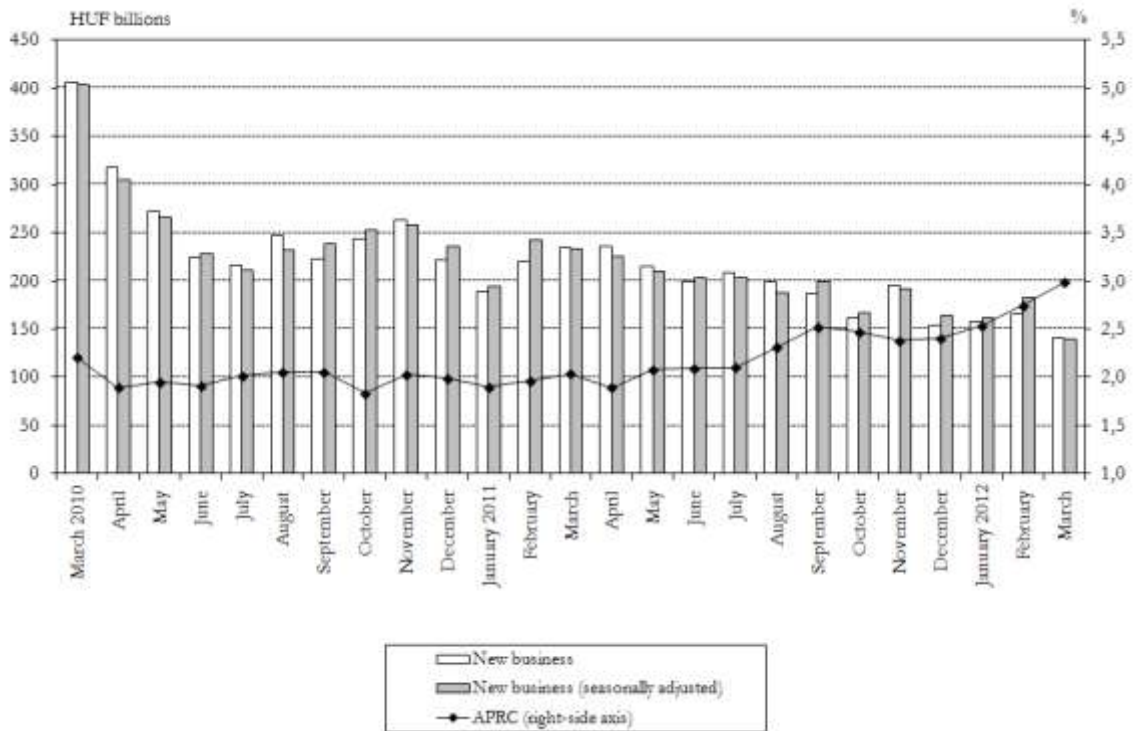


Chart 15 Monthly average interest rates on non-financial corporations' forint deposits and the total amount of new business

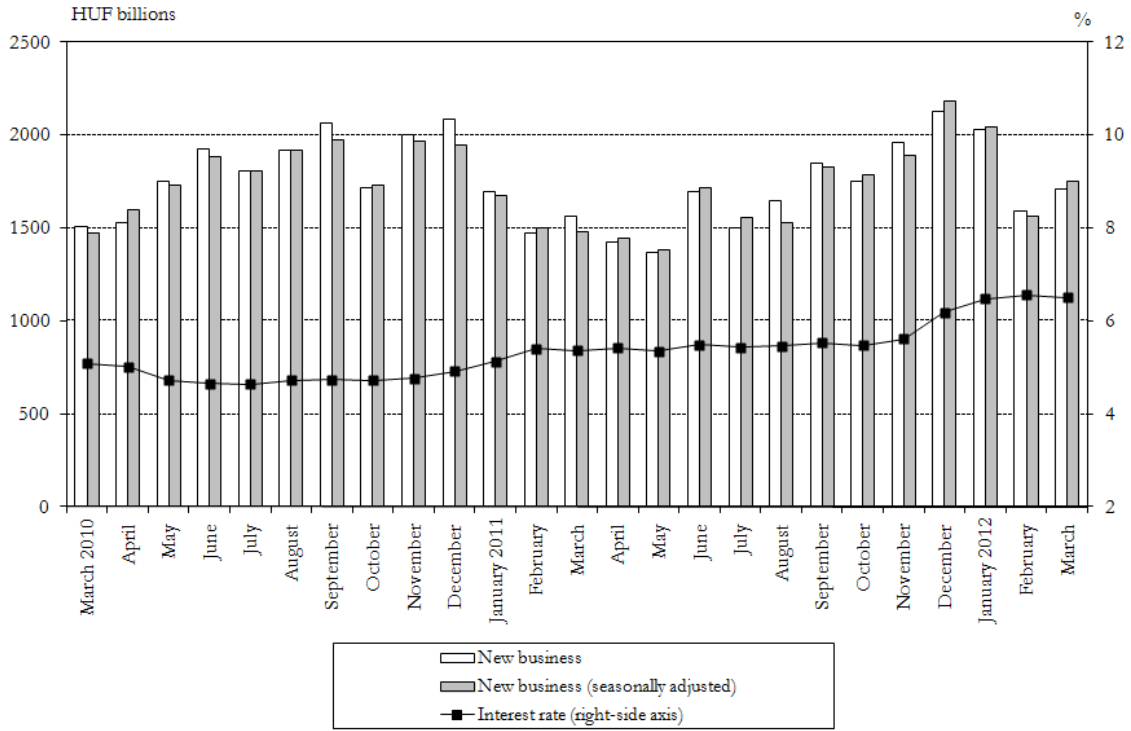


Chart 16 Monthly average interest rates on non-financial corporations' euro deposits with a maturity of up to one year and the total amount of new business

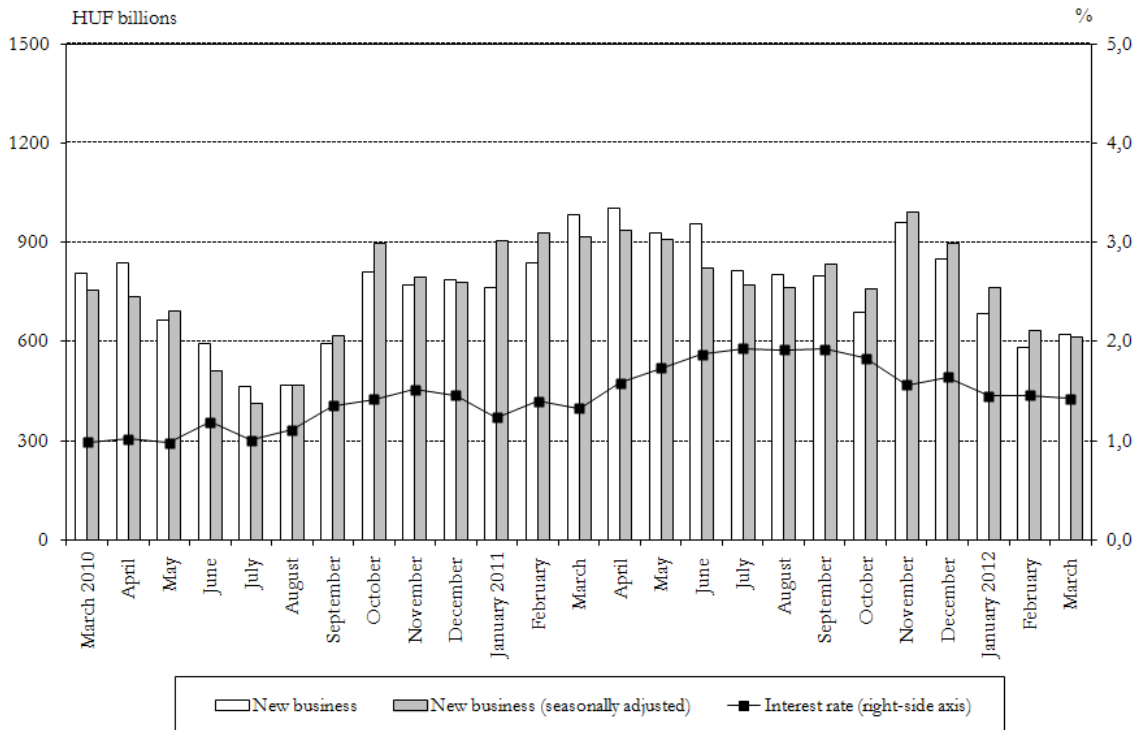


Chart 17 Average overnight interbank rates, total interbank lending and the interest rate corridor

