

30 June 2008

PRESS RELEASE

Household and non-financial corporate sector interest rates, interbank lending rates: May 2008

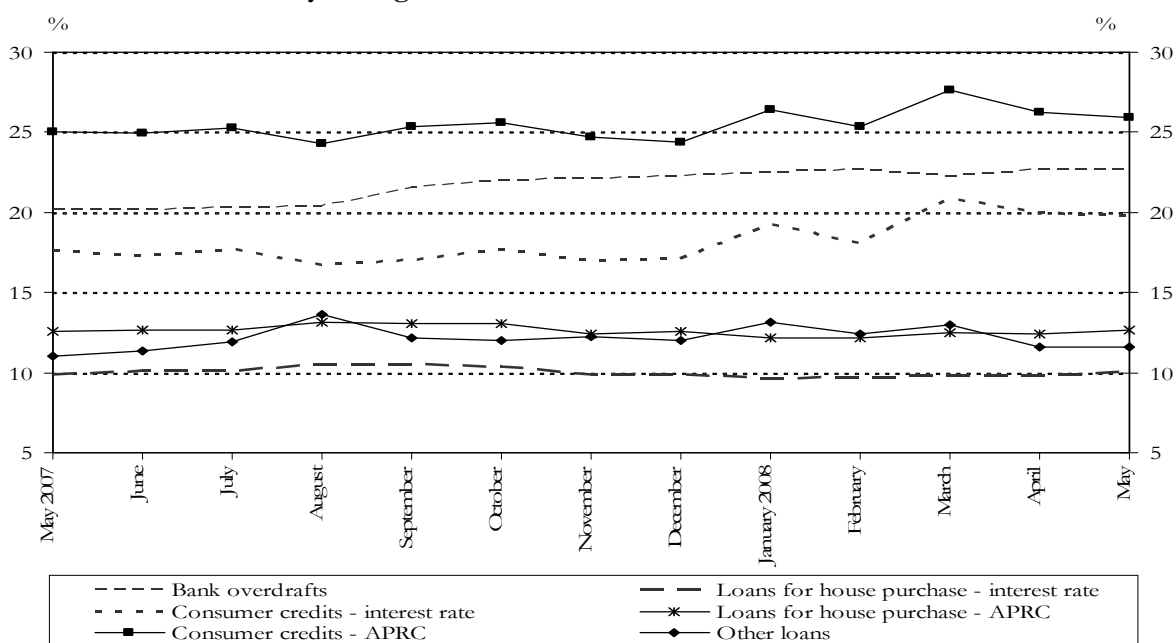
In May 2008, the average interest rates on forint-denominated consumer credit fell, while those on housing loans and other loans to households rose. The average interest rate on the sector's euro-denominated overdrafts remained unchanged, that on consumer credit fell and those on housing loans and other loans rose. The values of households' new Swiss franc-denominated housing loans and consumer credit fell.

Average interest rates on non-financial corporations' forint-denominated deposits rose. The average rate on euro-denominated deposits with an agreed maturity of up to one year fell in comparison with the previous month.

1 Households

1.1 Forint loans and deposits

Chart 1 Monthly average interest rates and APR on forint loans to households

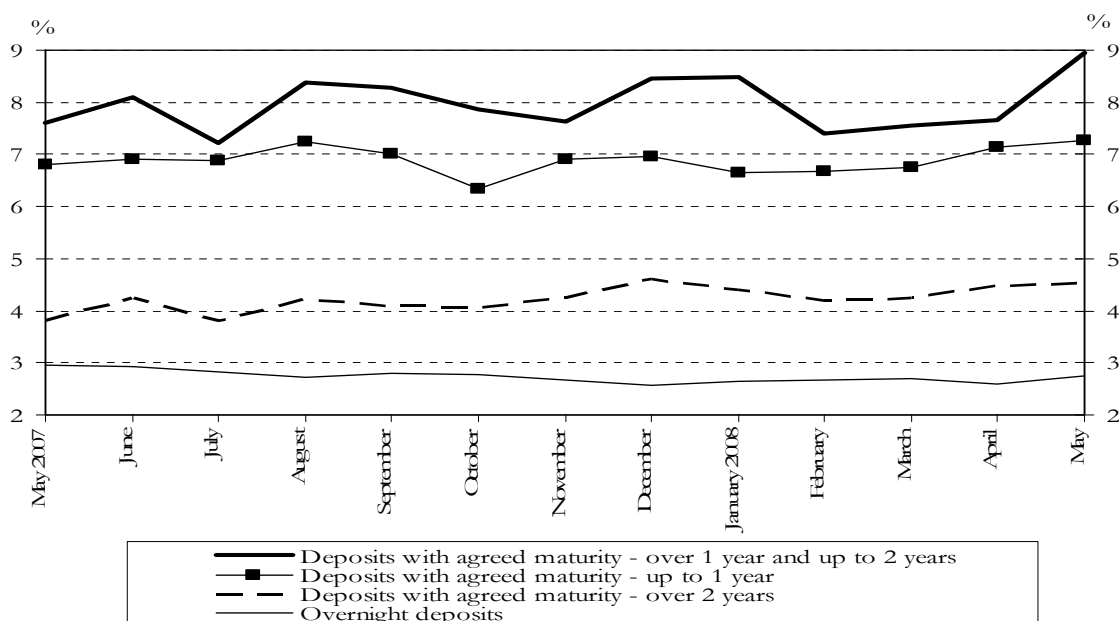


The average interest rate on overdrafts to the household sector was 22.64%. The average interest rate and average APR on consumer credit fell by 12 basis points to 19.85% and by 32 basis points to 25.92%, respectively. The average market rate and average APR on bank housing loans¹ rose by 25 basis points to 10.04% and by 27 basis points to 12.69%. The average interest rate on other loans was 11.63%.

¹ This press release contains market interest rates and APR on bank loans for home purchase. In the case of subsidised housing loans, average interest rates and the APR include interest rates after taking account of the amount of government subsidy.

In May, the values of forint-denominated new consumer credit and housing loans, respectively, fell by HUF 22.1 billion and HUF 8 billion, while that of other loans rose by HUF 13.3 billion.

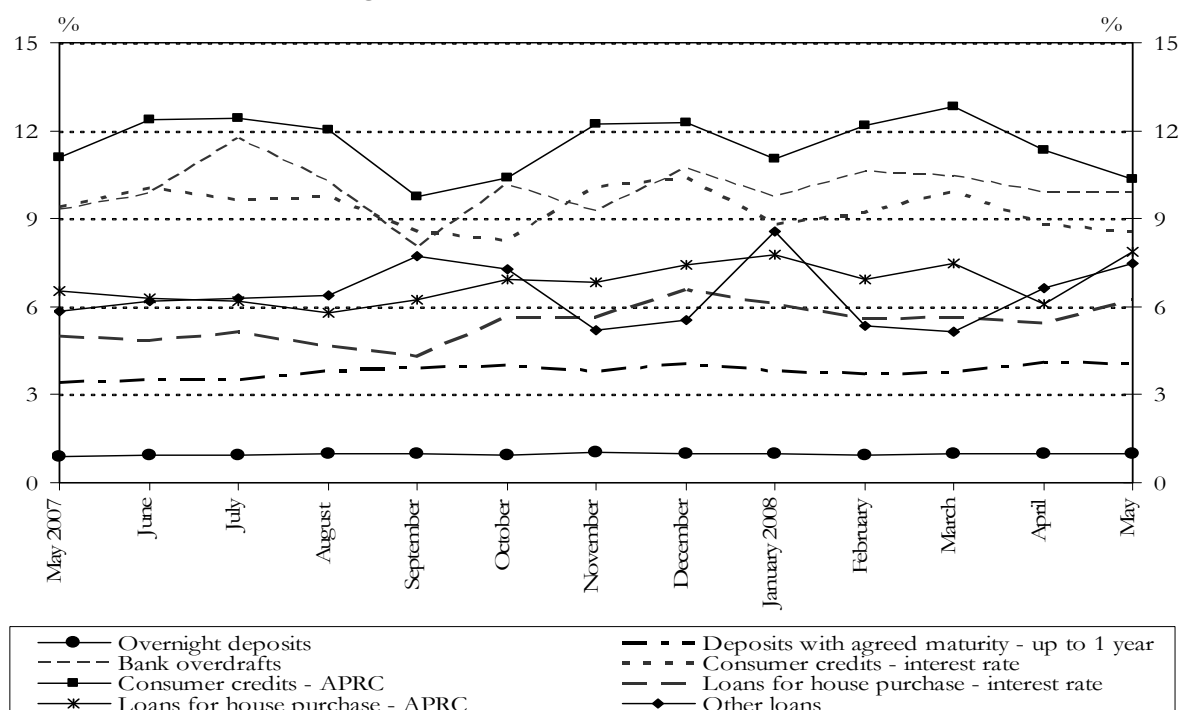
Chart 2 Monthly average interest rates on household forint deposits



The average interest rate on households' overnight deposits was 2.74% in May. The average interest rate on deposits with an agreed maturity of up to one year rose by 15 basis points to 7.28%. The average interest rate on deposits with an agreed maturity of over one year and up to two years rose by 129 basis points to 8.94%. The average interest rate on deposits with an agreed maturity of over two years was 4.54%. New time deposits amounted to HUF 724.6 billion.

1.2 Euro loans and deposits

Chart 3 Monthly average interest rates and APR on euro loans to households and monthly average interest rates on household euro deposits²



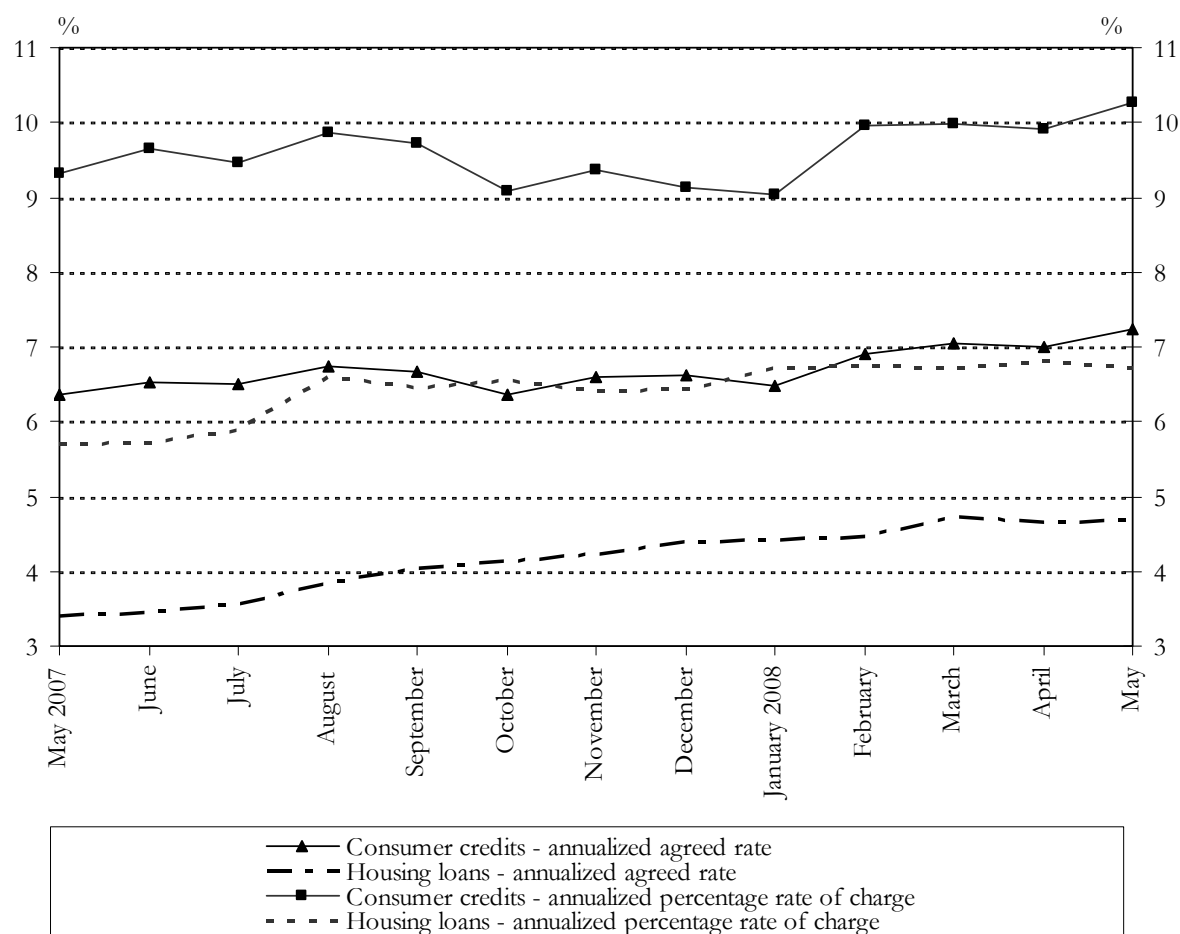
² Chart 3 plots data on consumer credit, housing loans and other loans with a floating interest rate or with up to 1 year initial rate fixation.

The total amount of new euro-denominated loans³ was HUF 1.3 billion in May. The average interest rate on euro-denominated overdrafts remained unchanged at 9.90%. The average interest rate and average APR on consumer loans fell by 24 basis points to 8.56% and by 98 basis points to 10.33%, respectively. The average interest rate on housing loans rose by 75 basis points to 6.22% and the average APR by 181 basis points to 7.89%. The average interest rate on other loans rose by 89 basis points to 7.50%.

The average interest rate on overnight deposits was 0.97% and the average interest rate on euro deposits with a maturity of up to one year was 4.07%. The monthly amount of households' new euro deposits with an agreed maturity of up to one year, at HUF 179.8 billion, was HUF 10.3 billion lower than in April.

1.3 Swiss franc-denominated consumer credit and housing loan rates

Chart 4 Average annualised agreed rates and APR on Swiss franc consumer credit and housing loans with floating interest rates or with up to one year initial rate fixation⁴



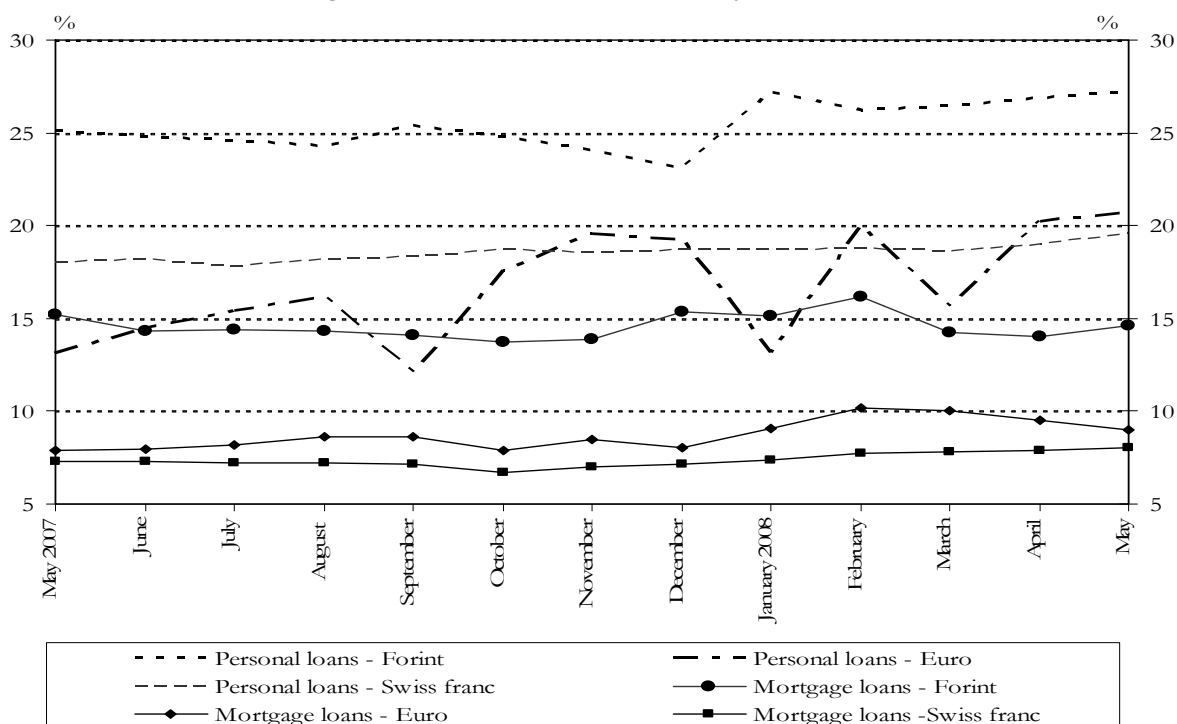
The average annualised interest rate on Swiss franc-denominated consumer loans with floating interest rates or with up to one year initial rate fixation rose by 23 basis points to 7.23%, with the average APR rising by 36 basis points to 10.27%. The average annualised interest rate and APR on Swiss franc-denominated housing loans stood at 4.69% and 6.71%, respectively.

³ The amount of consumer, housing and other loans with floating interest rates or with up to one year initial rate fixation, excluding overdrafts.

⁴ Swiss franc-denominated consumer credit includes only personal loans and mortgage loans for consumption. Data on auto loans are not included, given that figures from few data providers are available. The Bank does not collect statistics on other loans denominated in Swiss francs (e.g. hire purchases).

1.4 Comparison of households' forint, euro and Swiss franc-denominated loans

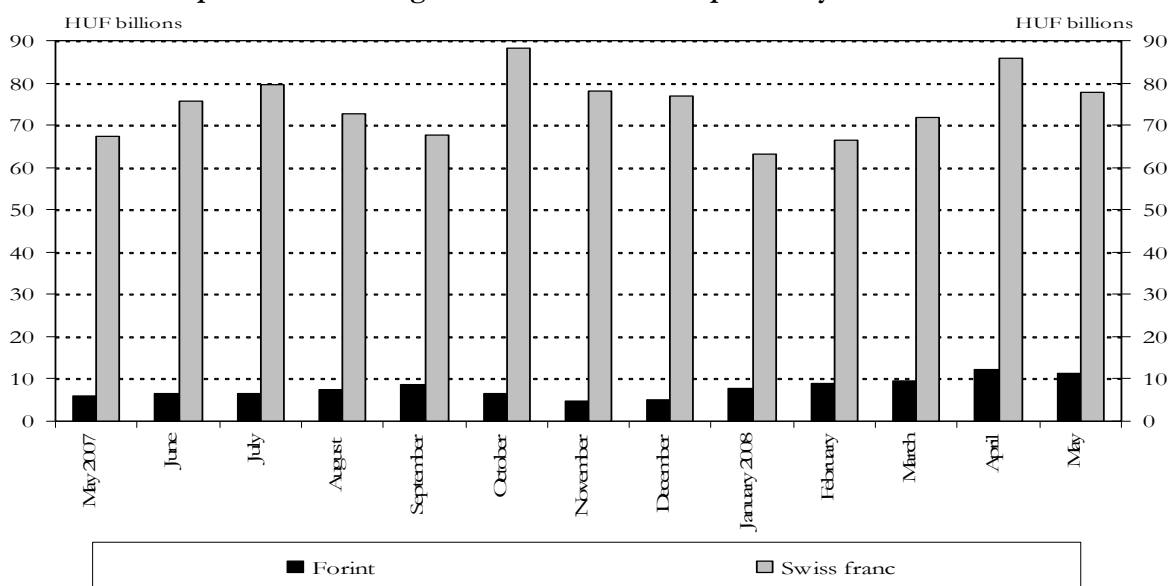
Chart 5 APR on forint, euro and Swiss franc personal loans and mortgage loans for consumption with floating interest rates or with up to one year initial rate fixation



In May, the average APR on forint-denominated personal loans rose by 43 basis points to 27.30%. The average APR on euro personal loans rose by 55 basis points to 20.78%. And the average APR on Swiss franc personal loans rose by 61 basis points to 19.59%.

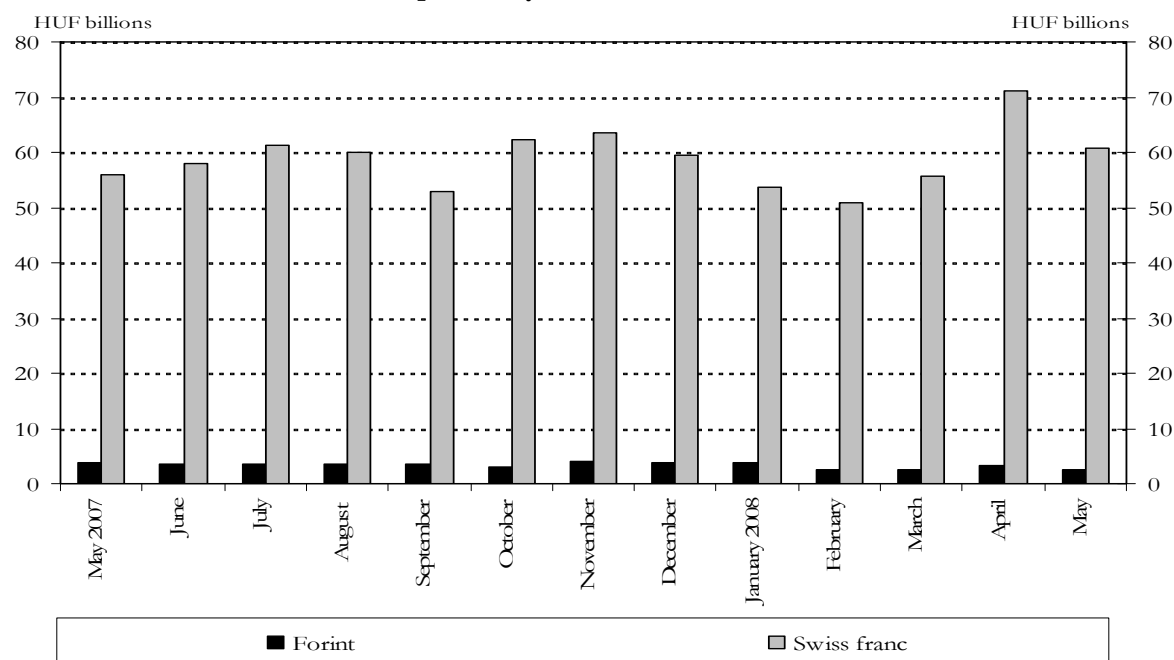
The average APR on forint mortgage loans with floating interest rates or with up to one year initial rate fixation increased by 58 basis points to 14.59%. The average APR on euro-denominated loans was 9.00% and that on Swiss franc-denominated loans was 8.00%.

Chart 6 New forint and Swiss franc-denominated personal loans and mortgage loans for consumption with floating interest rates or with up to one year initial rate fixation



The value of new Swiss franc-denominated consumer loans⁵ fell by HUF 8.1 billion to HUF 77.8 billion in one month.

Chart 7 New forint and Swiss franc-denominated housing loans with floating interest rates or with up to one year initial rate fixation

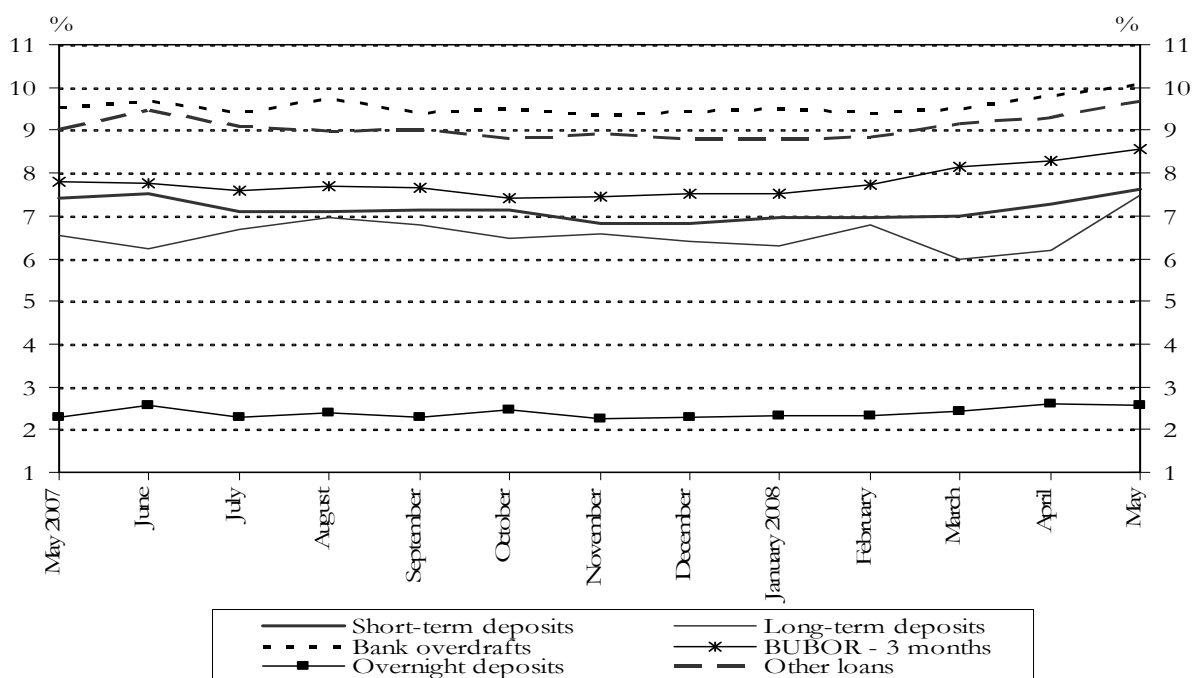


The value of new Swiss franc-denominated loans was HUF 60.8 billion, down HUF 10.4 billion on its level in April.

2 Non-financial corporations

2.1 Forint loans and deposits

Chart 8 Monthly average forint borrowing and deposit rates of non-financial corporations and BUBOR

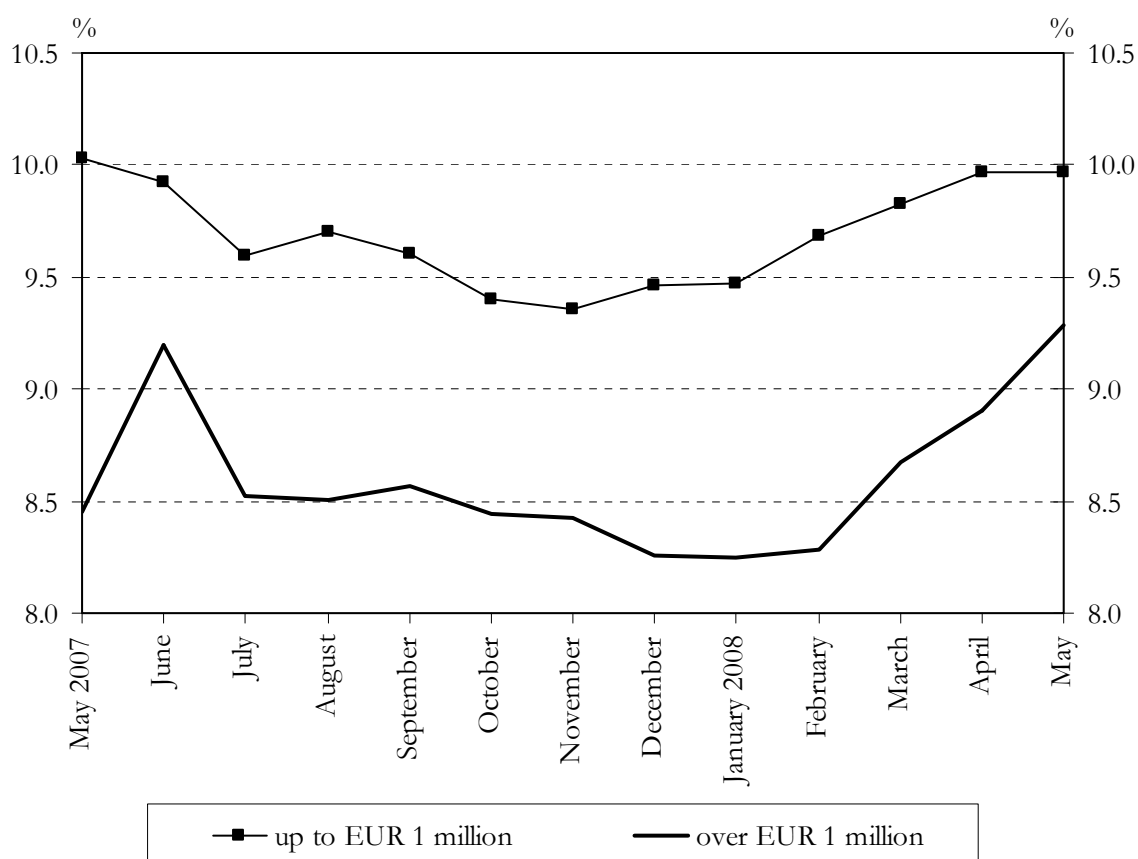


⁵ Swiss franc-denominated consumer credit includes only personal loans and mortgage loans for consumption.

The average interest rate on non-financial corporations' forint-denominated overdrafts rose by 25 basis points to 10.07% and that on loans other than overdrafts by 36 basis points to 9.67%. The value of new loans with floating interest rates or with up to one year initial rate fixation, excluding overdrafts, rose by HUF 16.4 billion to HUF 214.9 billion.

The average interest rate on overnight deposits stood at 2.57% in May. The average interest rate on deposits with an agreed maturity of up to one year rose by 35 basis points to 7.61%. The average interest rate on deposits with an agreed maturity of over one year rose by 130 basis points to 7.50%. The amount of new deposits with agreed maturity from NFCs was HUF 1,718.9 billion in the month.

Chart 9 Average forint borrowing rates of non-financial corporations by loan amount

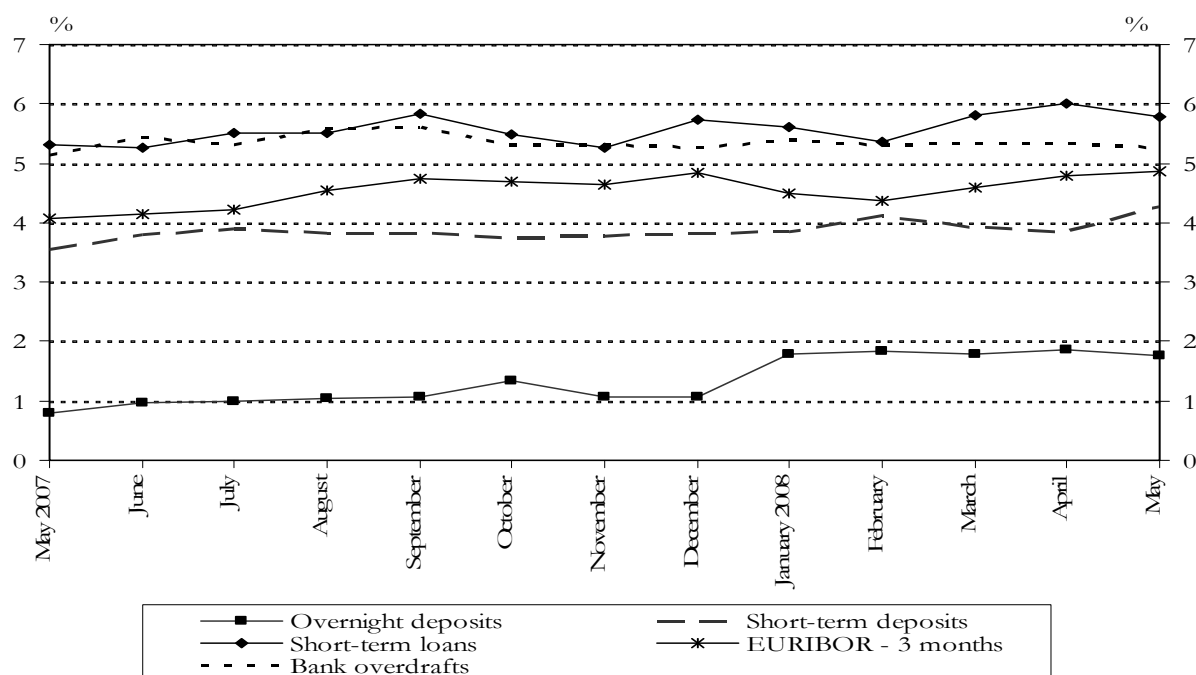


The average interest rate on loans to non-financial corporations up to the equivalent of EUR 1 million,⁶ excluding overdrafts, was 9.97%; and the average interest rate on loans over the equivalent of EUR 1 million was 9.28%.

⁶ Forint-denominated loans are converted into euros at the MNB's middle exchange rate for the last day of the month. The interest rates only refer to forint loans. Consequently, loans denominated and recorded in forints are converted into euros retrospectively. Conversion is important to make Hungarian data comparable with those of the European Central Bank and euro area Member States.

2.2 Euro loans and deposits

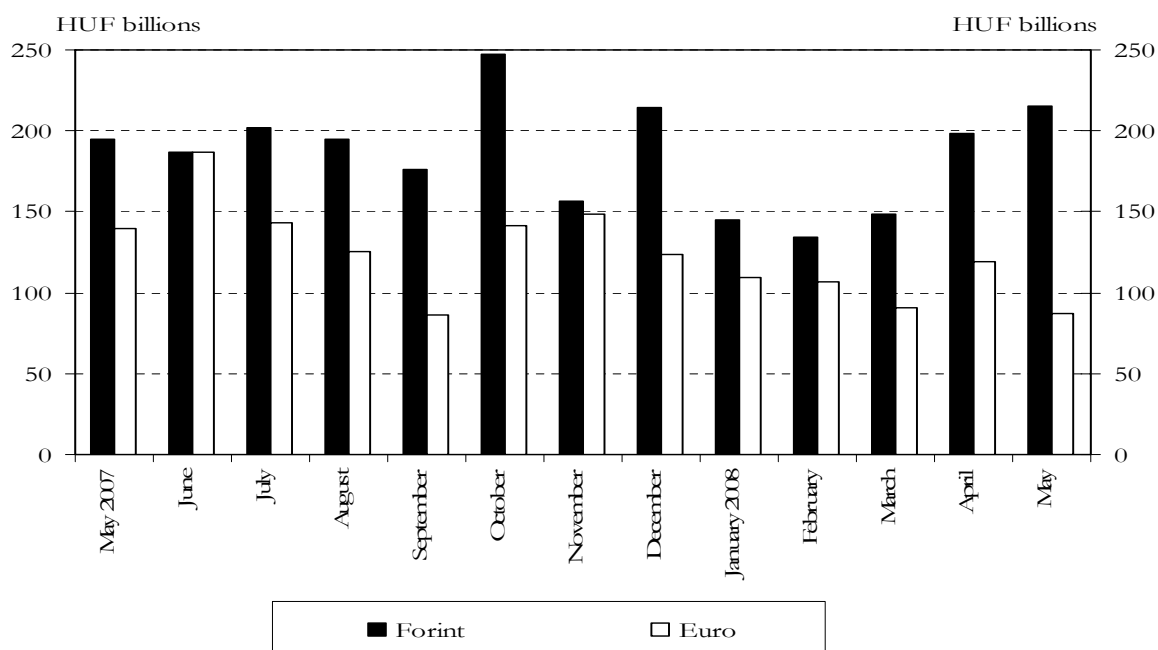
Chart 10 Monthly average forint borrowing and deposit rates of non-financial corporations and EURIBOR



The average interest rate on NFCs' euro-denominated overnight deposits was 5.26%. The average interest rate on loans with floating interest rates or with up to one year initial rate fixation, other than overdrafts, fell by 22 basis points to 5.79%. The average interest rate on overnight deposits was 1.77%. And the average interest on deposits with an agreed maturity of up to one year was 4.27%, up 41 basis points on April.

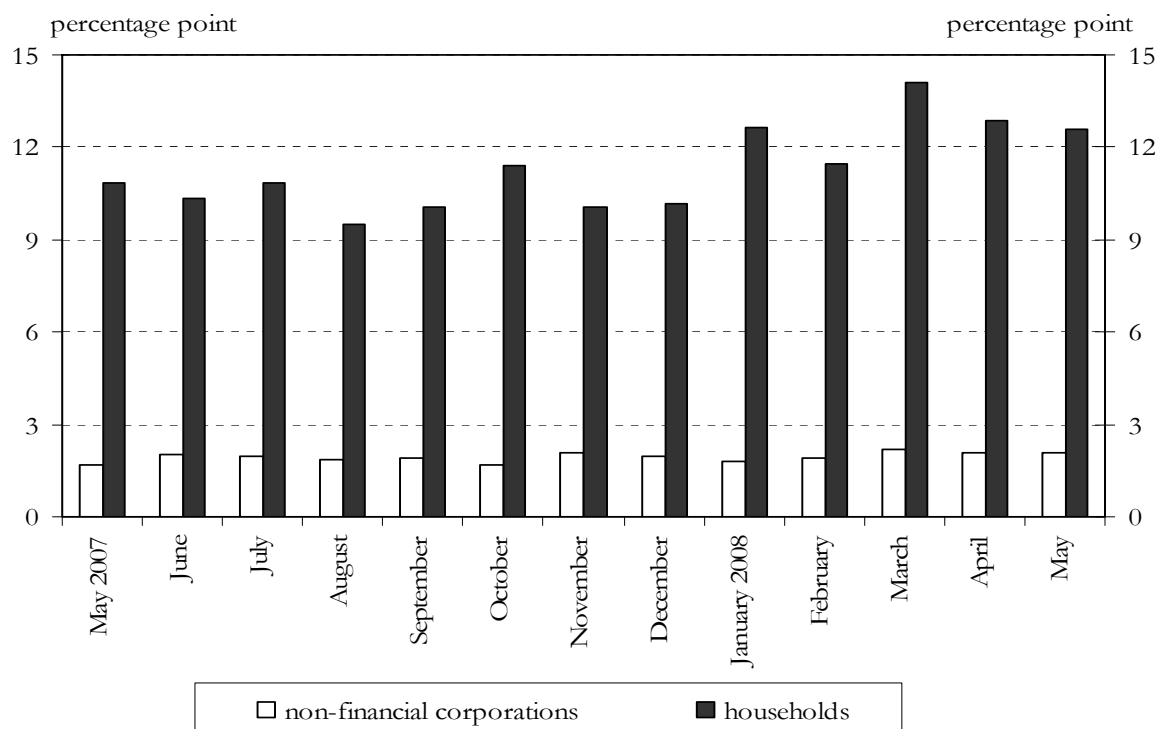
The amount of new loans with floating interest rates or with up to one year initial rate fixation, excluding overdrafts, was HUF 86.9 billion in May. The amount of new deposits with an agreed maturity of up to one year rose by HUF 168.2 billion to HUF 927.4 billion.

Chart 11 New loans to NFCs' with floating interest rates or with up to one year initial interest rate fixation



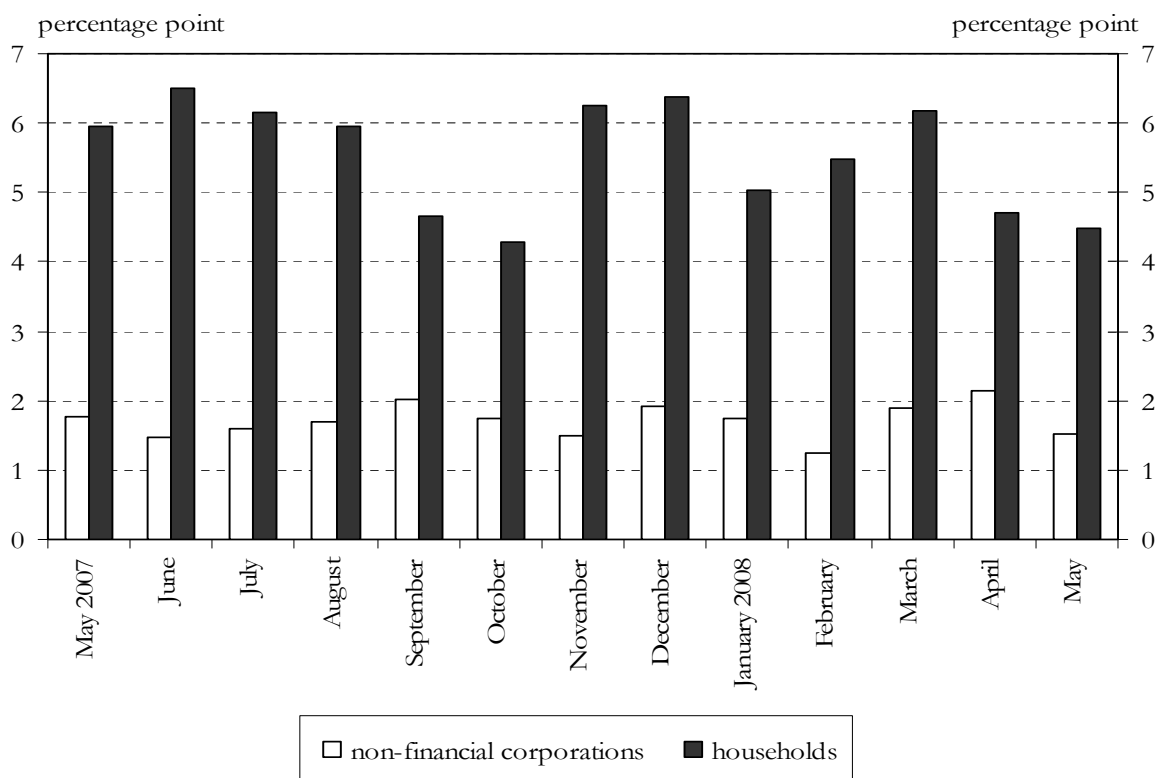
3 Differentials between loan and deposit rates

Chart 12 Differential between forint borrowing and deposit rates



In the household market, the differential between average interest rates on consumer credit and on deposits with an agreed maturity of up to one year was 12.57 percentage points in May. At short maturities, which account for a significant share within NFC sector loans and deposits, the gap between average interest rates was 2.05 percentage points.

Chart 13 Differential between euro borrowing and deposit rates



In the household market, the difference between average interest rates on euro-denominated consumer credit with floating interest rates or with up to one year initial rate fixation and on deposits with an agreed maturity of up to one year was 4.49 percentage points. The difference between average interest rates on non-financial corporations' euro-denominated loans with floating interest rates or with up to one year initial rate fixation and on deposits with an agreed maturity of up to one year was 1.52 percentage points.

4 Interbank unsecured forint loans

Chart 14 Average official and forint interbank rates in May 2008

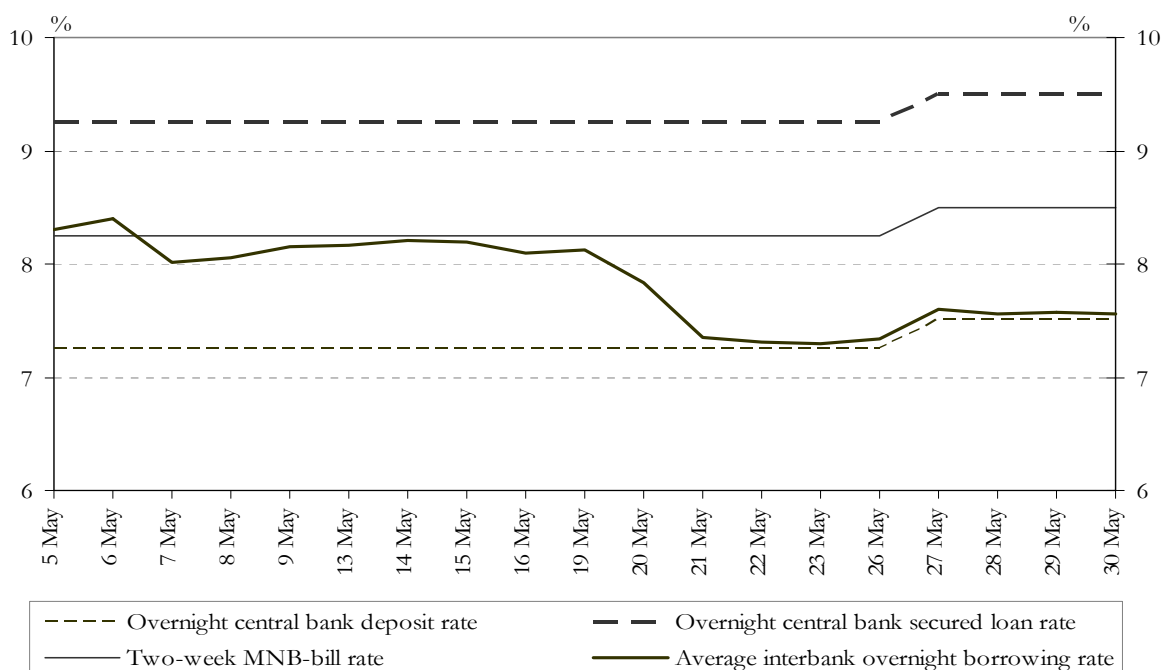
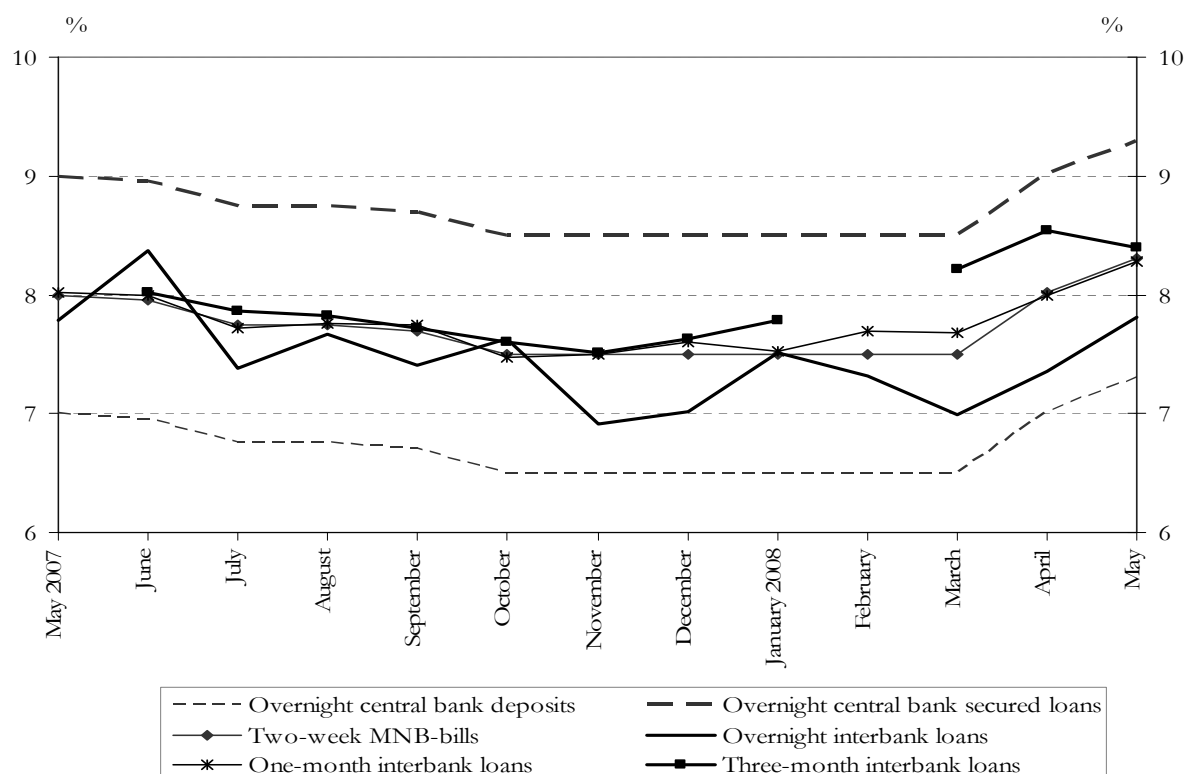


Chart 15 Average official and forint interbank rates



In May, turnover in the forint interbank market fell by HUF 1,282.3 billion to HUF 2,181.4 billion. The average overnight lending rate, weighted by the total value of transactions, rose by 46 basis points to 7.81% and that on loans provided for one month by 27 basis points to 8.27%. The weighted average interest rate on interbank loans provided for three months fell by 14 basis points to 8.40%.

Daily interbank rates are available on the Bank's REUTERS pages. Daily average interest rates on forint interbank overnight lending can be found on the Bank's website at:

http://www.mnb.hu/Resource.aspx?ResourceID=mnbfile&resourcename=on_bankkoz_i_adatok

Details of average interest rates and the amounts of new loans and deposits in the reference month which the MNB uses to calculate average interest rates as well as interest rates, weighted by month-end stocks, are available on the Bank's website at:

http://english.mnb.hu/engine.aspx?page=mnben_statistikai_idosorok

IX. Money and capital markets

MAGYAR NEMZETI BANK STATISTICS

Notes to the press release charts

From 2006, the Bank has been using a sampling technique to define the range of data providers, in order to reduce the cost burden on reporting institutions. The disaggregation of the reporting population into homogenous strata has served as a basis for setting the sample. As a result, the composition of reporting institutions has changed, with the number of data providers falling.

Generally, the change in the range of data providers has not influenced developments in average interest rates, except in the case of certain loan facilities (e.g. loans for house purchase with over 10 years initial rate fixation), where few data providers reported significantly different data in 2005. Here, the change in the range of reporting institutions has amplified the effect of changes in the composition of loans.

This press release includes, in addition to data on transactions in the forint interbank market, credit institutions' lending and deposit rates applied in their loan and deposit transactions with Non-financial corporations (S.11) and Households (S.14), as well as the aggregate amounts of new loans provided to and deposits accepted from the two sectors. The interest rate statistics also include data on Non-profit institutions serving households (S.15), in addition to households. Furthermore, credit institutions also include building societies whose business is to accept deposits from households and non-financial corporations at low interest rates and to provide loans – mainly for house purchase – at below-market interest rates.

The average interest rates, published in the press release, are calculated in a multi-stage process. The different levels of aggregation are illustrated by the table below:

Levels of aggregation (i.e. of calculating averages)	Stages of aggregation (calculation of averages)	Who aggregates?
4	Average interest rate calculated for data providers	Magyar Nemzeti Bank
3	Average interest rate on all products of data provider (e.g. consumer credit)	Data provider
2	Average interest rate on one product (e.g. hire purchase)	Data provider
1	Interest rate agreed in contract	Data provider

A change in the average interest rate may be caused by a combination of a change in individual interest rates and the composition of loans. In the press release, mention is made of the effect which has more weight in changes in average interest rates (interest rate change or composition effect).

The table also shows that interest rates reported to the MNB are averages and, therefore, the MNB is only able to segregate the effects of interest rate changes or composition changes for average interest rates by data providers individually. Consequently, an interest rate change derived at the highest level of aggregation only means that (provided that there is no supplementary information available for the MNB) a change in the banking sector's average interest rate has been caused by a change in average interest rates at data providers individually. However, individual data providers' average interest rates may also change as a result of composition effects, i.e. because there has been a shift in the percentage shares accounted for by the various facilities and/or within the individual facilities. Generally, the MNB has no information on the size of a composition effect or actual interest rate change occurring at individual data providers.

In the time series downloadable from the MNB's website, consumer credit is further broken down by purpose:

- Personal loans,
- Car purchase loans,
- Mortgage loans for consumption,⁷
- Loans for purchase of goods or other loans⁸

The differences between interest rates in this press release are calculated from data before rounding. Consequently, the differences may differ from those derived from rounded interest rates published.

Observations on interest rate movements are based on trend data derived from the Demetra Tramo/Seats programme used to seasonally adjust data.

Charts 1 and 3

a) Average interest rates on consumer credit, housing loans and other loans refer to new contracts. By contrast, interest rates on overdrafts refer to end-of-month stocks. Consequently, the Bank uses the total amount of new loans and the end-of-month stocks as weights to calculate average interest rates on the first three categories of loans and on overdrafts, respectively. Average interest rates do not include those on non-performing loans.

b) Other loans include, among others, sole proprietors' entrepreneurial loans as well as non-consumer and loans for purposes other than house purchase.

c) In addition to interest rates on consumer credit and other loans, the Bank also publishes the APR expressing total costs of consumer credit and housing loans of the household sector. The method underlying the calculation of the APR, published by the MNB, is identical to that defined by Government Decree No. 41/1997, and it is applicable to all types of consumer credit and housing loans, irrespective of maturity.

d) The weighted average interest rate on housing loans include data on home loans whether they are provided under market conditions or subsidised. Interest rates on loans subsidised by the government include the amount of the subsidy. Data providers adjust the averages of assets-side subsidised interest rates by adding the amount of government subsidy to the interest rate charged to customers. In the case of liabilities-side subsidised loans, difference between the reference yield on government securities, nearest to the term of the loan, and the interest rate on funds borrowed in the interbank market is added to the interest rate charged to customers. Consequently, interest rates on housing loans also depend on variations in money and capital market interest rates.

Charts 3, 4, 5 and 10

From January 2003, contractual data on loans are broken down by initial interest rate fixation instead of original maturity. Interest rate fixation refers to the period for which the interest rate is fixed in a loan contract. All floating rate loans and those fixed interest loans, for which the interest rate is fixed for up to one year in the original contracts, are classified in to the category 'Floating rate or up to one year initial rate fixation'.

Charts 2 and 3

Average interest rates on deposits with agreed maturity are calculated using the total amount of new loans as weight, while those on overnight deposits are calculated using end-of-month stocks as weights. Deposits with agreed maturity are classified into the various categories on the basis of original maturity.

Chart 4

⁷ The Bank has been collecting data on forint, euro and Swiss franc equity loans since January 2005.

⁸ The Bank collects data only on forint instalment loans and other consumer credit.

Annualised interest rate is an indicator which takes into account the frequency of interest payment. If interest was paid only once a year, the annualised interest rate would be equal to the agreed interest rate. However, in the case of the majority of loan and deposit contracts, interest is paid more than once a year, so the annualised interest rate slightly exceeds the agreed interest rate. If interest was paid with a frequency of less than a year, the annualised interest rate would be lower than the agreed interest rate.

For example, assuming monthly interest payments, the annualised interest rate calculated on the basis of a 10% p.a. interest rate is 10.5%, and 10.3% assuming semi-annual interest payments.

Charts 8 and 10

Average interest rates on deposits with agreed maturity are calculated using the total amount of new loans as weight, while those on overnight deposits are calculated using end-of-month stocks as weights. Consequently, loans excluding overdrafts are weighted by the amounts of new loans, while overdrafts are weighted by end-of-month stocks to calculate average interest rates. Average interest rates do not include interest rates on non-performing loans.

Chart 9

The euro equivalent of forint loans is calculated using the MNB's central exchange rate for the last day of the month. The interest rates refer only to forint-denominated loans. Consequently, loans denominated and recorded in forints are converted into euros retrospectively.

Chart 15

From 9 January 2007, the central bank base rate is equal to the yield on the two-week MNB bill, as from that date the Bank has ceased to accept two-week central bank deposits, replacing the facility with the two-week MNB bill as its main policy instrument.