




Press release on aggregated balance sheet of credit institutions


January 2021

 Summary


 Loans to individuals by the purpose of loans


 Loans to and deposits of households and non-financial corporations

 Foreign assets and liabilities


 Loans to non-financial corporations by economic branches


 Loans to non-financial corporations by SME

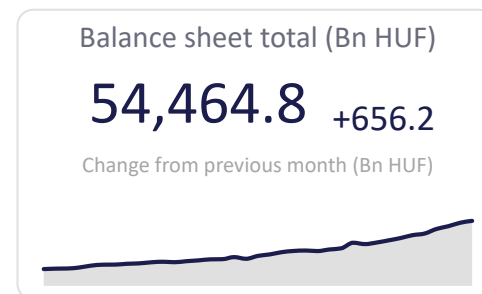
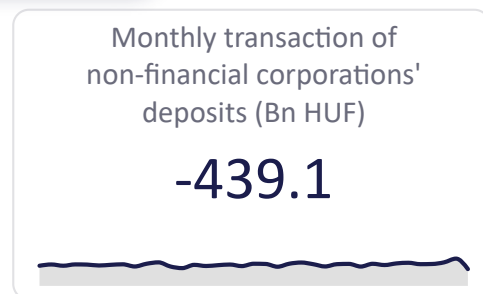
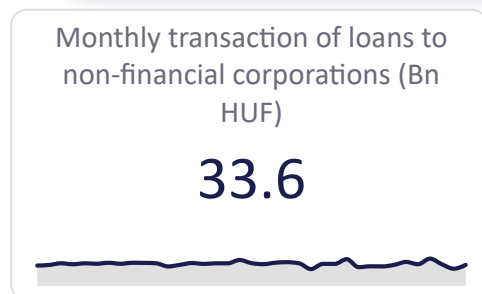
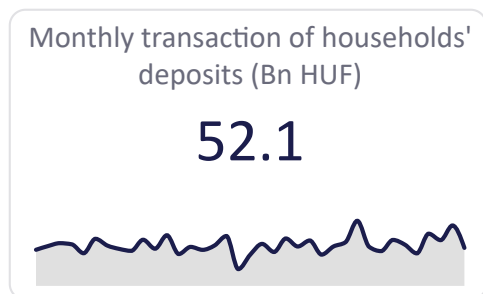
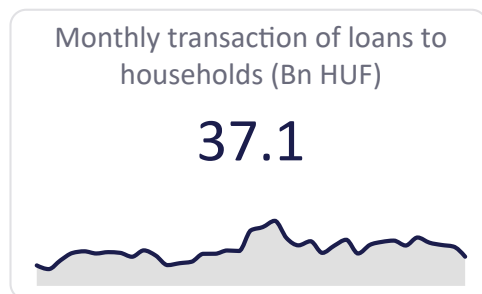
 Loans to and deposits of other financial institutions

 Monetary aggregates

 Debt securities by sectors

 Accrued interests

 Other information



Aggregated balance sheet of credit institutions - January 2021

In January 2021, in seasonally adjusted terms households were net borrowers due to transactions and their deposit holdings also increased. Loans to non-financial corporations also rose due to transactions, and their stock of deposits declined in the month.

The stock of household loans rose by HUF 68.1 billion in seasonally adjusted terms and by HUF 37.1 billion in seasonally unadjusted terms, due to transactions. According to seasonally unadjusted data, the stock of forint loans increased by HUF 37.1 billion and that of foreign currency loans was largely unchanged.

The stock of prenatal baby support loans was HUF 1097.8 billion at the end of January.

Due to transactions, total deposits of the household sector rose by HUF 143.8 billion in seasonally adjusted terms and by HUF 52.1 billion in seasonally unadjusted terms. According to seasonally unadjusted data, there were net inflows of HUF 41.8 billion and HUF 10.2 billion, respectively, into forint and foreign currency deposits in the month.

Due to transactions, outstanding debt of the non-financial corporate sector rose by HUF 57.0 billion in seasonally adjusted terms and by HUF 33.6 billion in seasonally unadjusted terms. According to seasonally unadjusted data, the stock of forint loans and foreign currency loans rose by HUF 17.0 billion and HUF 16.5 billion, respectively, due to transactions. Credit institutions' holdings of bonds issued by non-financial corporations fell rose by HUF 7.8 billion.

Excluding revaluations and other volume changes, the stock of non-financial corporations' deposits fell by HUF 198.2 billion in seasonally adjusted terms and by HUF 439.1 billion in seasonally unadjusted terms. According to seasonally unadjusted data, there were net outflows of HUF 478.7 billion from forint deposits and net inflows of HUF 39.5 billion into foreign currency deposits in the month.

In January 2021, foreign liabilities of credit institutions accounted for 11.6% of the sector's balance sheet total.

Components of monthly stock changes	End of December 2020	Trans- actions	Revaluation due to FX- rate change	Reclassification	Other revaluation adjustment	Total changes	End of January 2021
☐ Total assets	53 808,6	-155,1	-197,4	1 008,7	0,1	656,2	54 464,8
☐ 1. Non-financial corporations	9 773,3	25,8	-67,3	-1,9	0,2	-43,3	9 730,0
1.1 HUF loans	5 587,4	17,0	0,0	-1,3	0,2	15,9	5 603,3
1.2 FX loans	3 762,5	16,5	-65,2	-0,4	0,0	-49,1	3 713,4
1.3 Securities other than shares	423,4	-7,8	-2,1	-0,2	0,0	-10,1	413,3
⊕ 2. Other financial corporations	1 635,0	-18,9	-8,4	-0,1	-0,1	-27,5	1 607,4
⊕ 3. Central government	11 284,6	-518,8	-7,7	-39,1	0,0	-565,6	10 718,9
⊕ 4. Local governments	162,9	4,2	0,0	0,0	0,0	4,2	167,2
☐ 5. Households	8 110,4	37,1	-0,5	-0,5	0,0	36,1	8 146,5
5.1 HUF loans	8 082,1	37,1	0,0	-0,5	0,0	36,7	8 118,8
5.2 FX loans	28,2	-0,1	-0,5	0,0	0,0	-0,6	27,7
⊕ 6. Non-residents	7 791,5	-85,6	-93,8	-1,5	0,0	-181,0	7 610,5
⊕ 7. Remaining assets	15 051,0	401,3	-19,6	1 051,7	0,0	1 433,3	16 484,3
☐ Total liabilities	53 808,6	-155,1	-197,4	1 008,7	0,1	656,2	54 464,8
☐ 8. Non-financial corporations	12 065,5	-439,1	-59,7	0,0	2,3	-496,6	11 569,0
8.1 HUF deposits	8 347,9	-478,7	0,0	0,0	0,9	-477,7	7 870,1
8.2 FX deposits	3 717,7	39,5	-59,7	0,0	1,4	-18,8	3 698,8
⊕ 9. Other financial corporations	2 903,1	32,3	-12,4	0,0	-0,9	19,0	2 922,1
⊕ 10. Central government	935,4	-112,6	-0,3	0,0	1,4	-111,5	823,8
⊕ 11. Local governments	893,8	-61,4	-0,1	0,0	0,1	-61,4	832,4
☐ 12. Households	11 213,3	52,1	-23,9	0,0	0,1	28,3	11 241,6
12.1 HUF deposits	9 631,2	41,8	0,0	0,0	0,1	41,9	9 673,1
12.2 FX deposits	1 582,1	10,2	-23,9	0,0	0,0	-13,6	1 568,5
⊕ 13. Debt securities issued (held by residents)	2 374,8	-7,7	-5,8	-10,6	0,0	-24,1	2 350,7
⊕ 14. Non-residents	5 361,1	1 044,5	-65,6	0,3	0,0	979,3	6 340,3
⊕ 15. Remaining liabilities	18 061,7	-663,1	-29,7	1 018,9	-3,0	323,2	18 384,9

* The data reflect the effects of the Covid-19 pandemic and the government measures taken in response (e.g. the repayment moratorium).



Filter

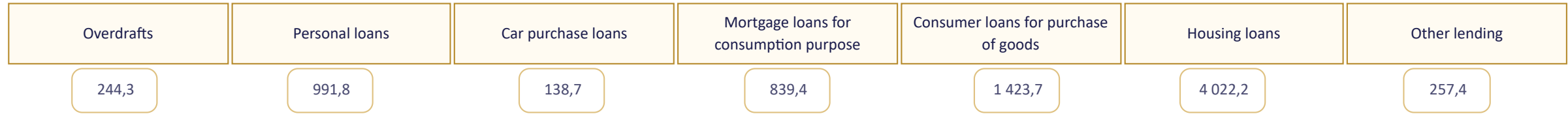
Selected month

January 2021

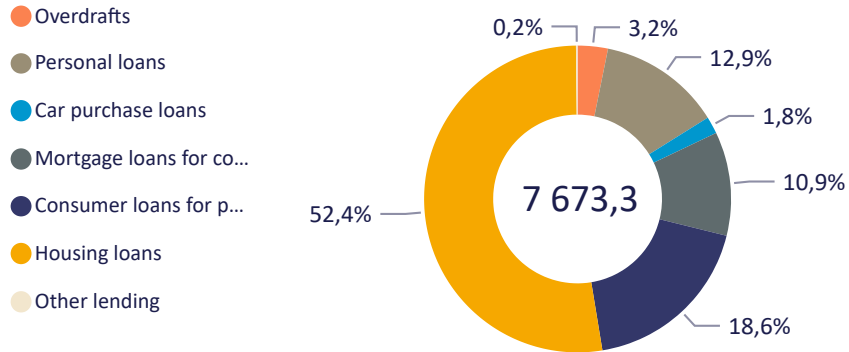


Loans to individuals by the purpose of loan

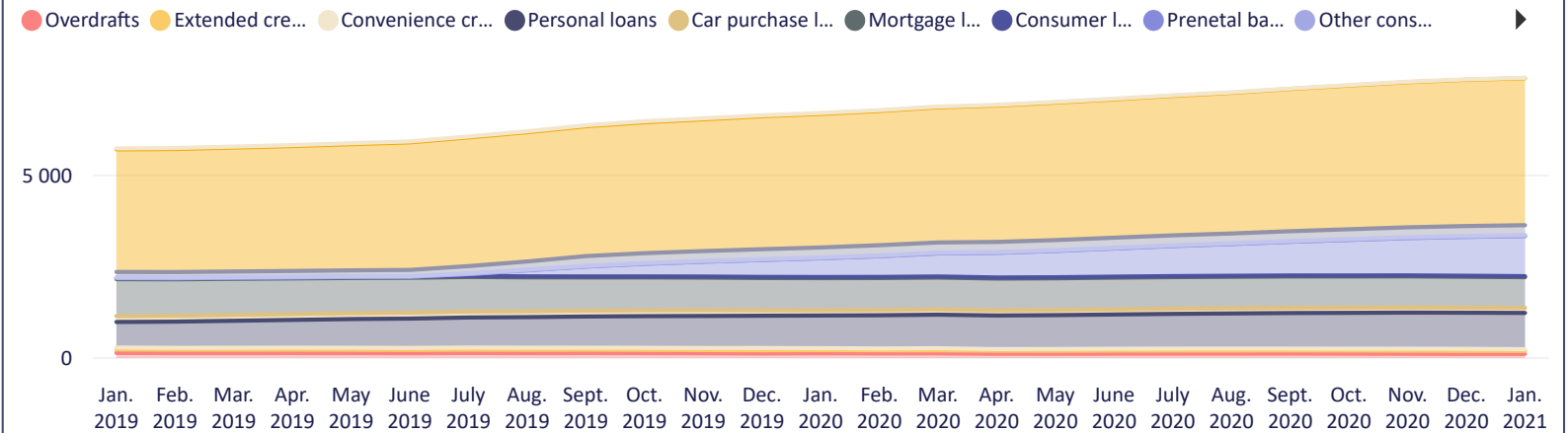
Monthly stocks by the purpose of loan



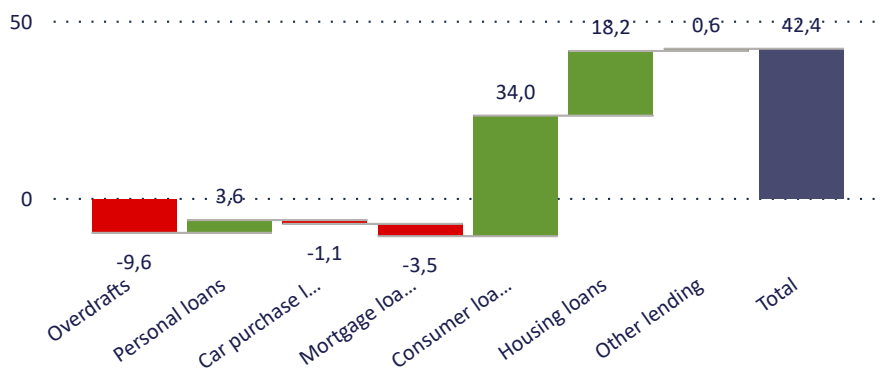
Distribution of stock at the end of the month by the purpose of loan (Bn HUF, %) - January 2021



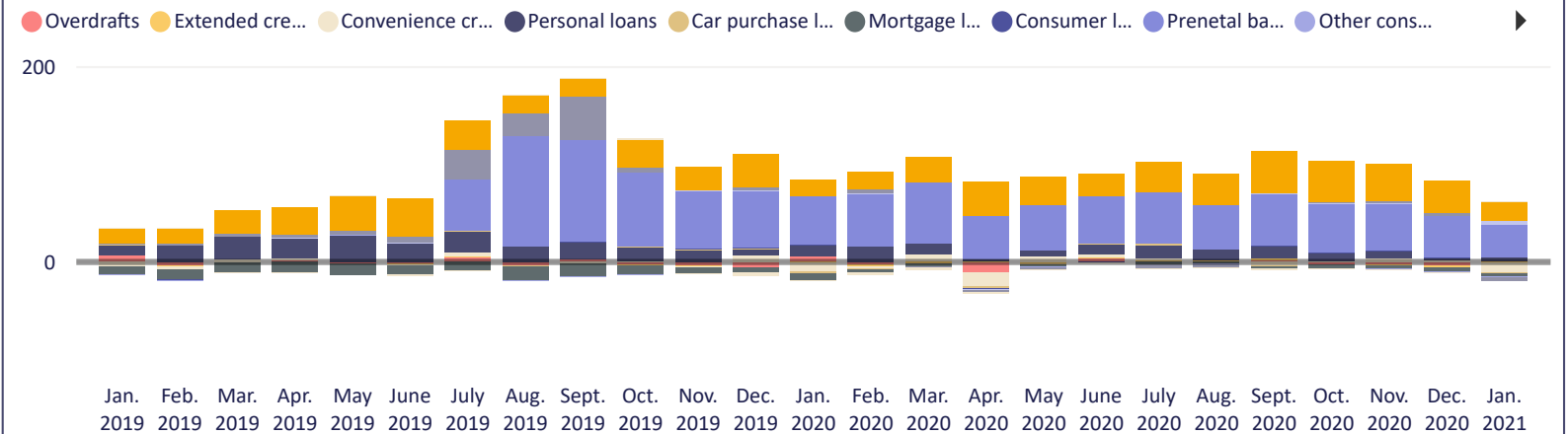
Loans to individuals - Stock at the end of the month (Bn HUF)



Monthly transactions by the purpose of loan (Bn HUF) - January 2021



Loans to individuals - Monthly transactions (Bn HUF)





Aggregated balance sheet of credit institutions

Loans to and deposits of households and non-financial corporations

Stocks, transactions | Annualized growth rate

Filter January 2019 - January 2021

Households | Non-financial corporations

Total | HUF | Foreign currency

Households - Ratio of loans and deposits (%) - January 2021

72.5 +0.1

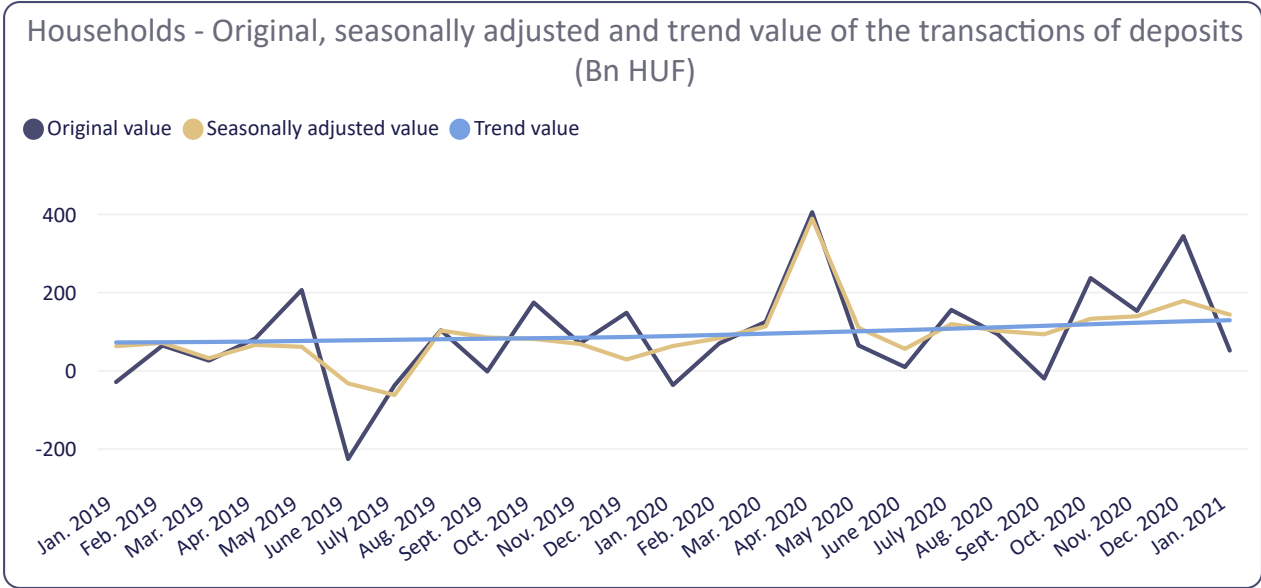
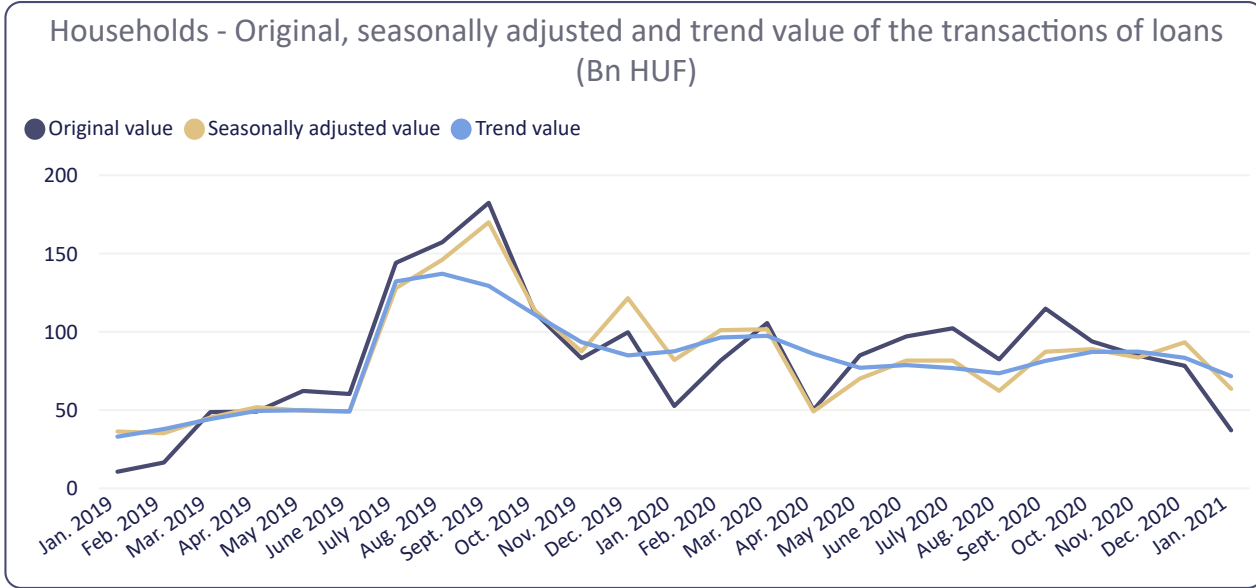
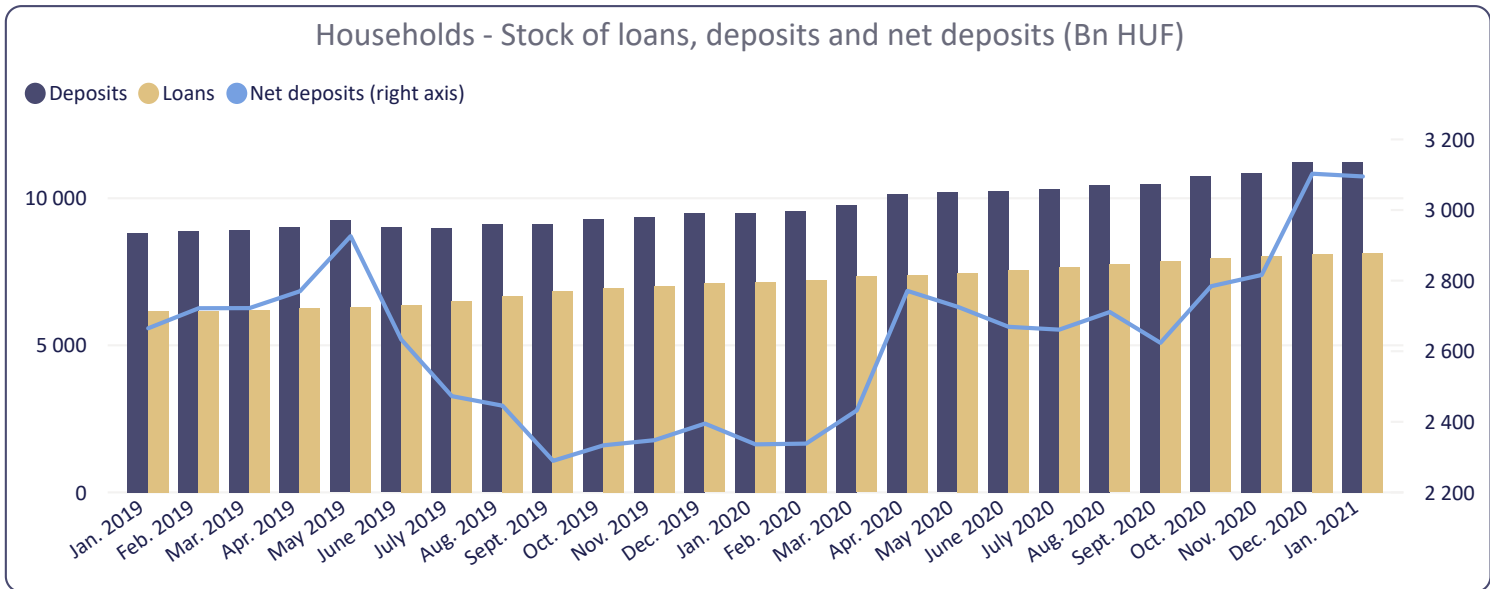
Change from previous month (percentpoint)

Households - Seasonally adjusted value of the monthly transaction of loans (Bn HUF) - January 2021

63.6

Households - Seasonally adjusted value of the monthly transaction of deposits (Bn HUF) - January 2021

143.8





Aggregated balance sheet of credit institutions

Loans to and deposits of households and non-financial corporations

Stocks, transactions | Annualized growth rate

Filter January 2019 - January 2021

Households | **Non-financial corporations**

Total | HUF | Foreign currency

Non-financial corporations - Ratio of loans and deposits (%) - January 2021

80.5 +3.0

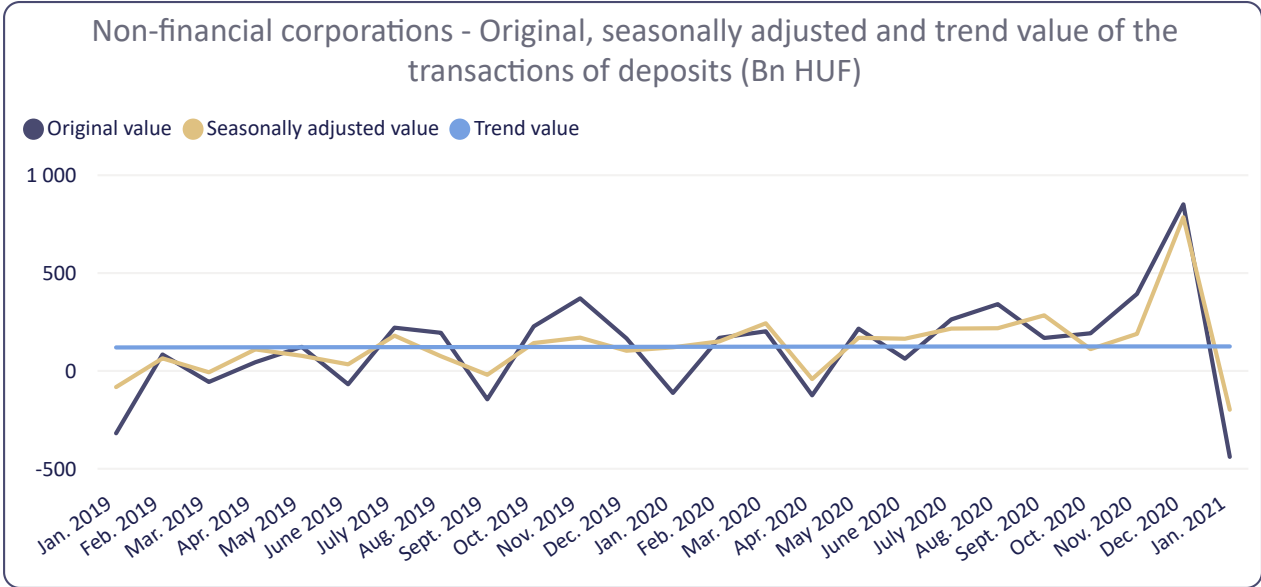
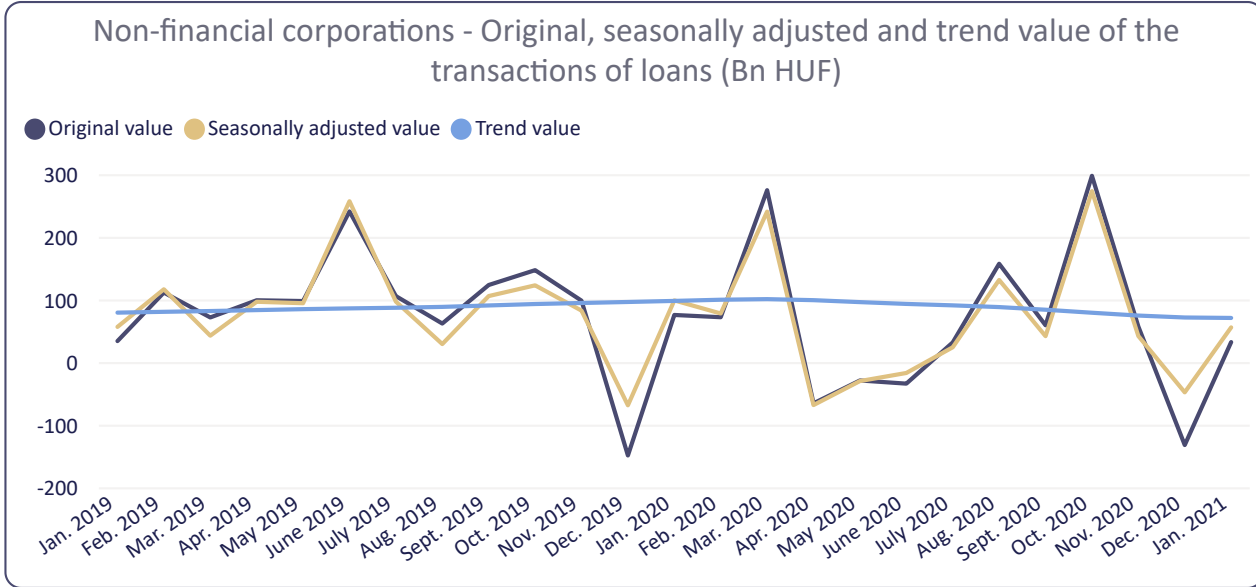
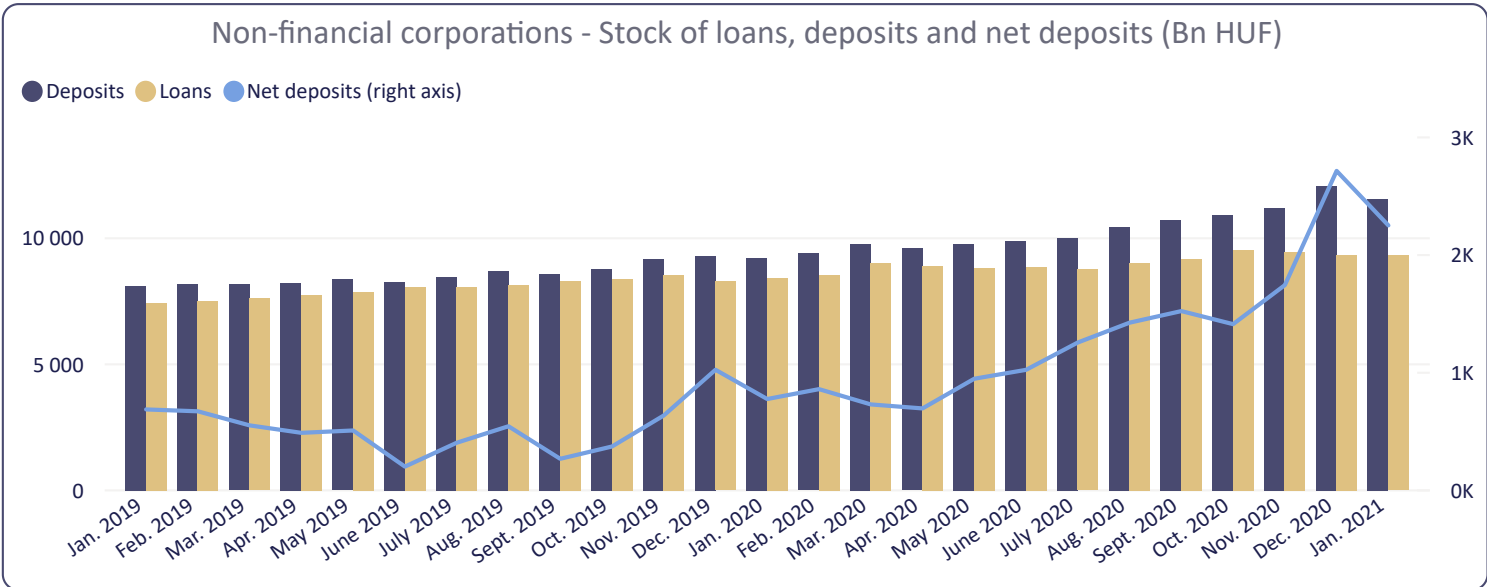
Change from previous month (percentpoint)

Non-financial corporations - Seasonally adjusted value of the monthly transaction of loans (Bn HUF) - January 2021

57.0

Non-financial corporations - Seasonally adjusted value of the monthly transaction of deposits (Bn HUF) - January 2021

-198.2



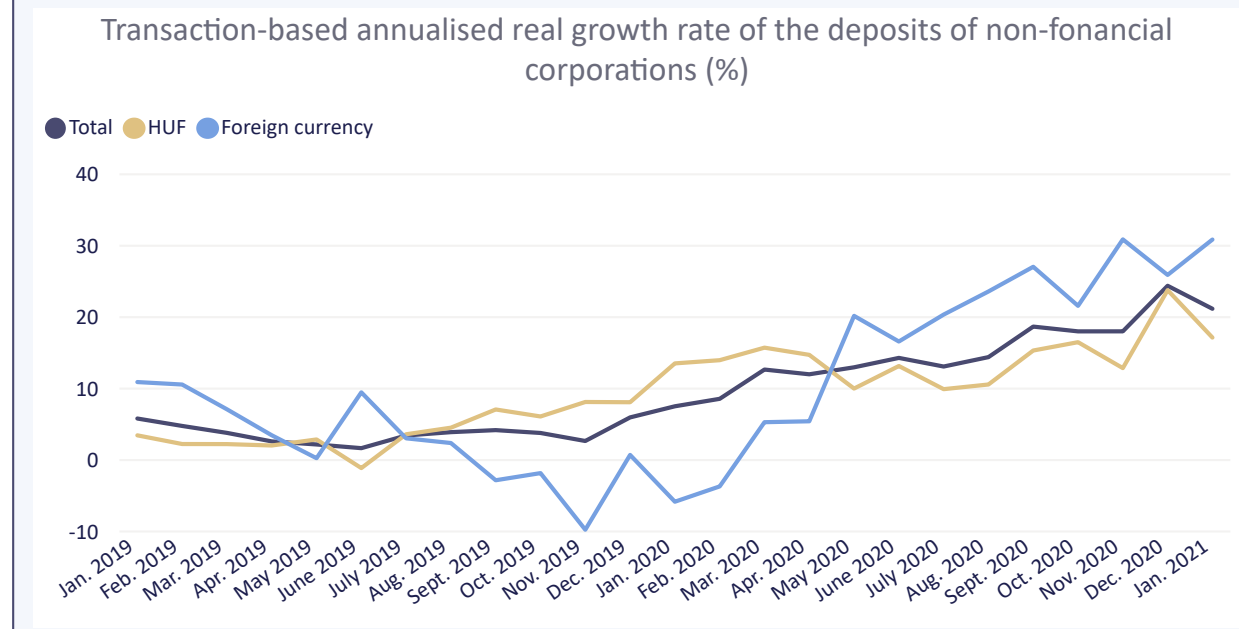
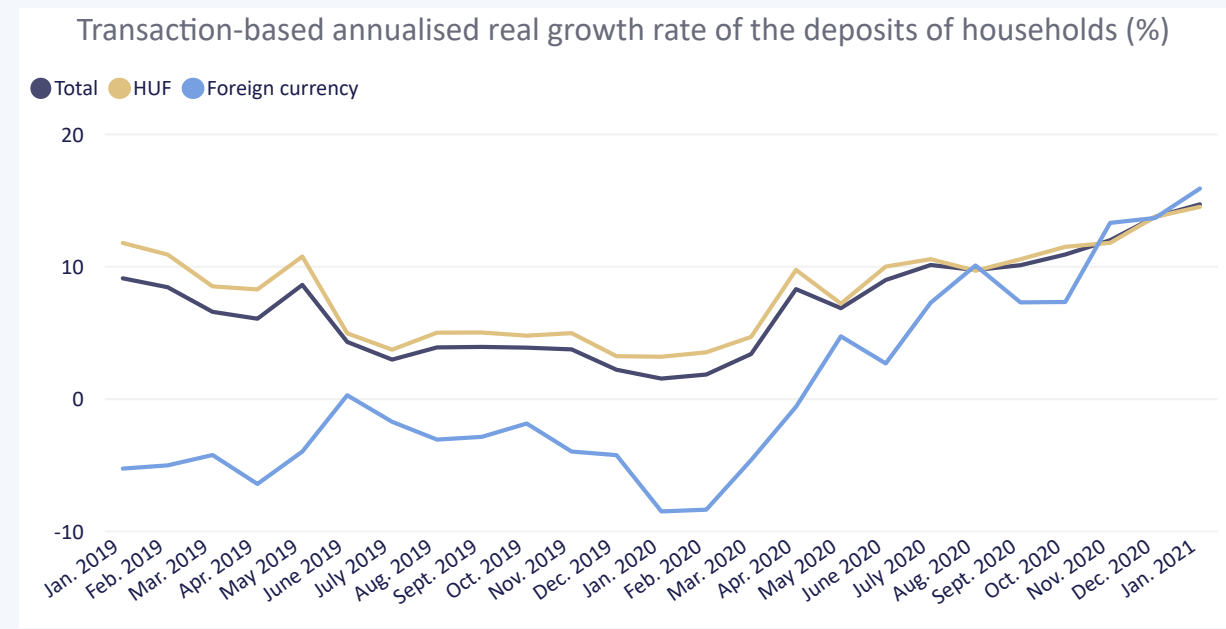
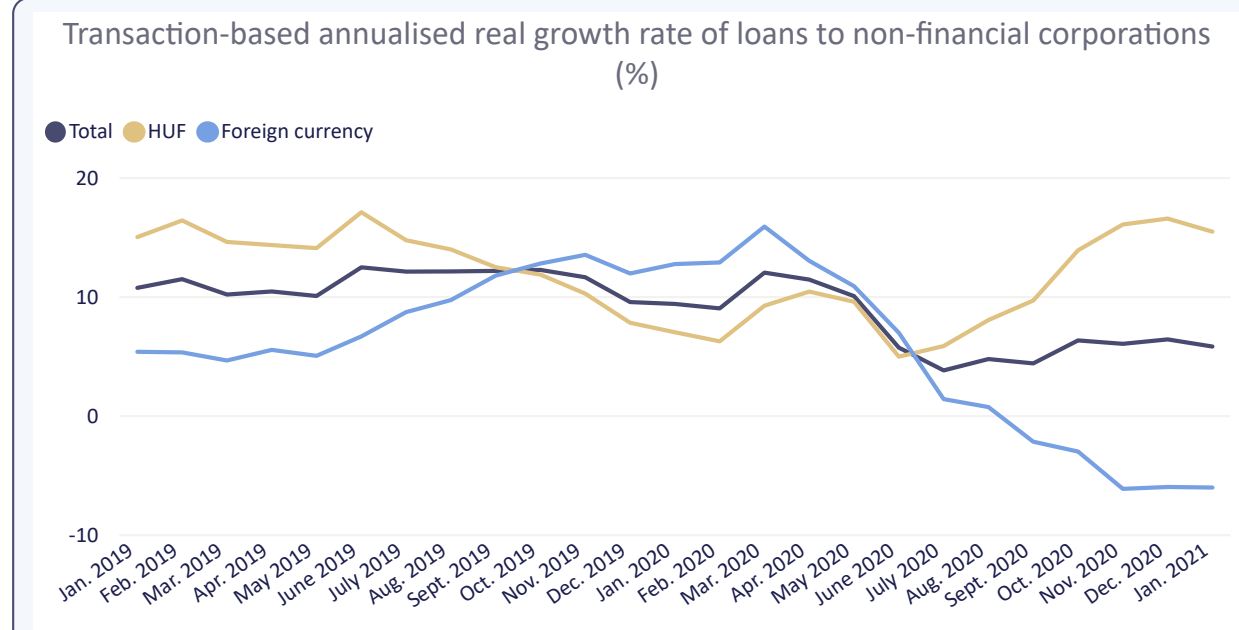
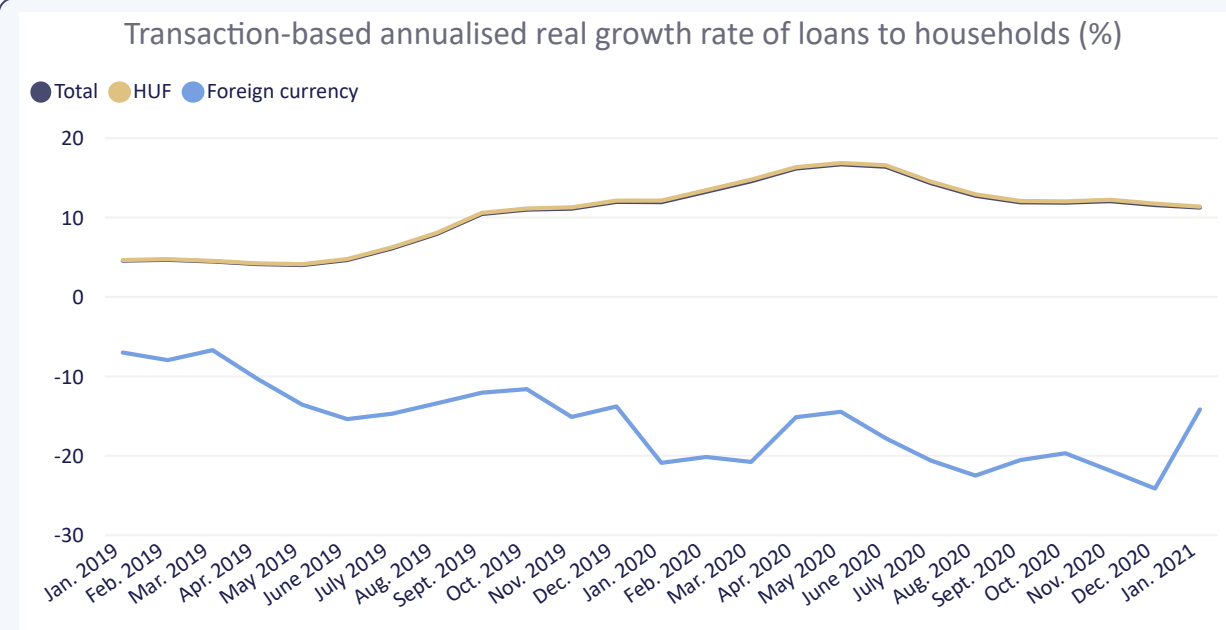


Aggregated balance sheet of credit institutions

Transaction-based annualised real growth rate of households' and non-financial corporations' loans and deposits

Stocks, transactions | Annualised growth rate

Filter | January 2019 - January 2021





Filter January 2019 - January 2021



Foreign assets and liabilities

Foreign assets as percentage of the balance sheet total (%) - January 2021

14.1 -0.5

Change from previous month (percentpoint)



Foreign liabilities as percentage of the balance sheet total (%) - January 2021

11.6 +1.7

Change from previous month (percentpoint)



The stock of foreign assets at the end of the month (Bn HUF) - January 2021

7,702.2 -183.7

Change from previous month (Bn HUF)



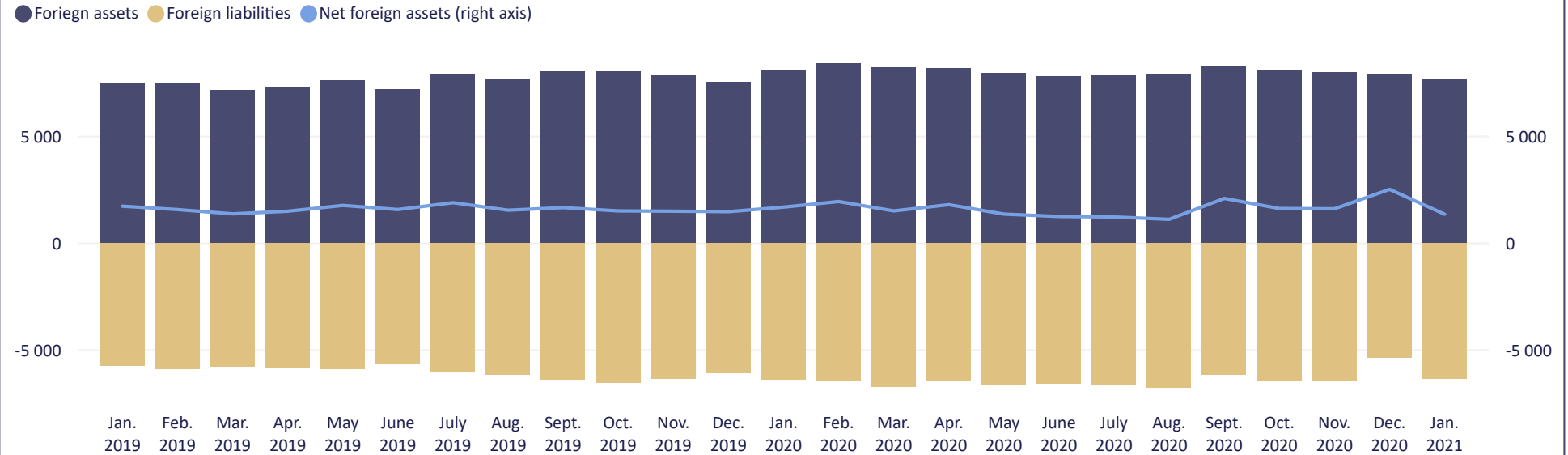
The stock of foreign liabilities at the end of the month (Bn HUF) - January 2021

6,340.3 +979.3

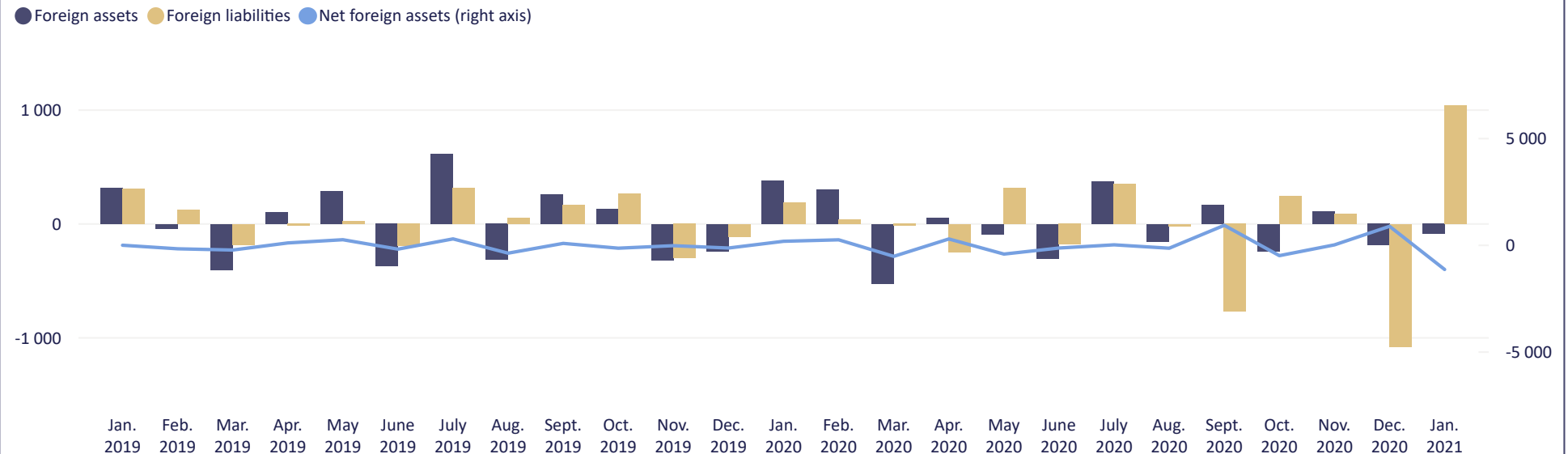
Change from previous month (Bn HUF)



The stock of foreign assets, foreign liabilities and net foreign assets at the end of the months (Bn HUF)



Monthly transactions of foreign assets, foreign liabilities and net foreign assets (Bn HUF)





Filter End of quarter December 2020

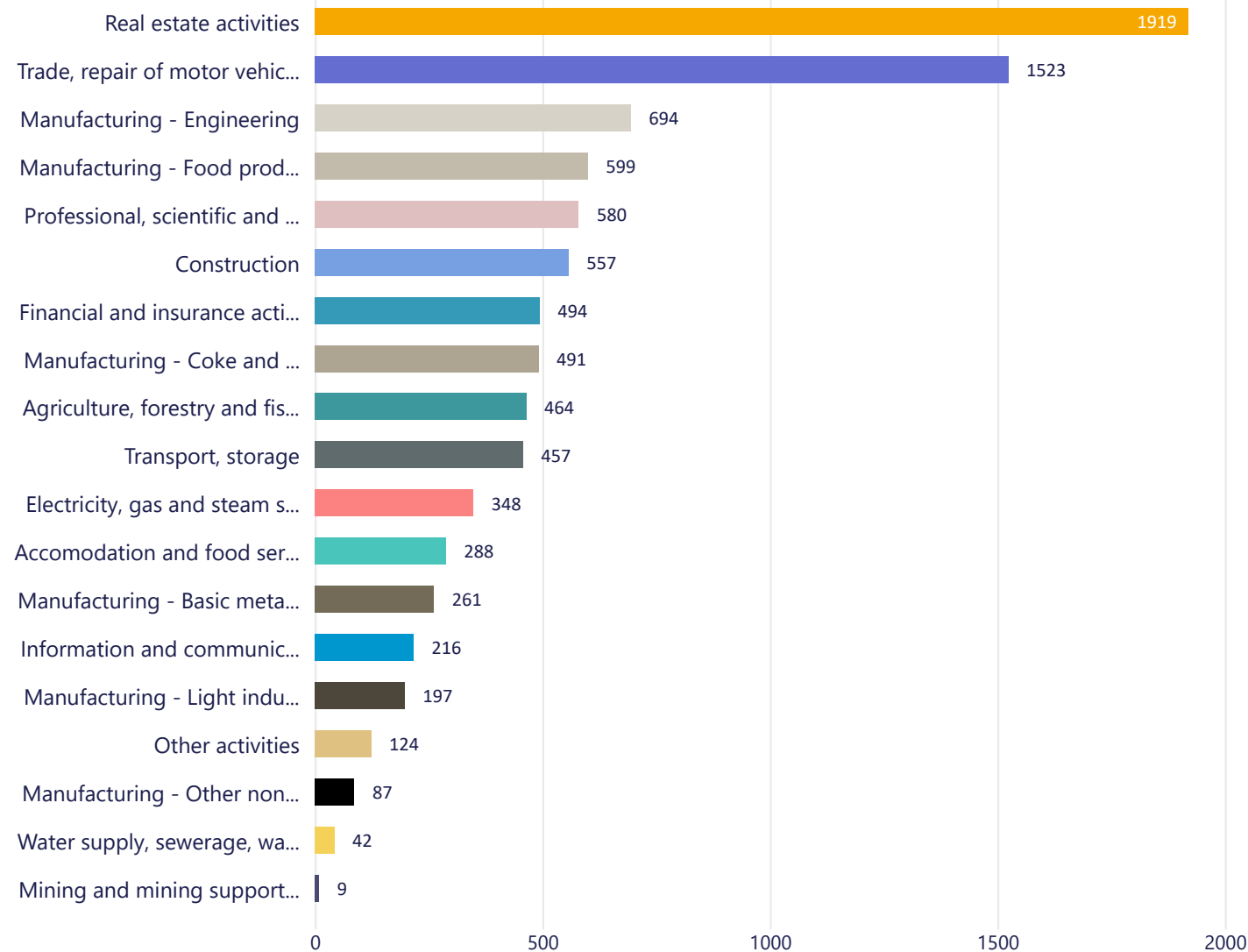


Loans to non-financial corporations by economic branches

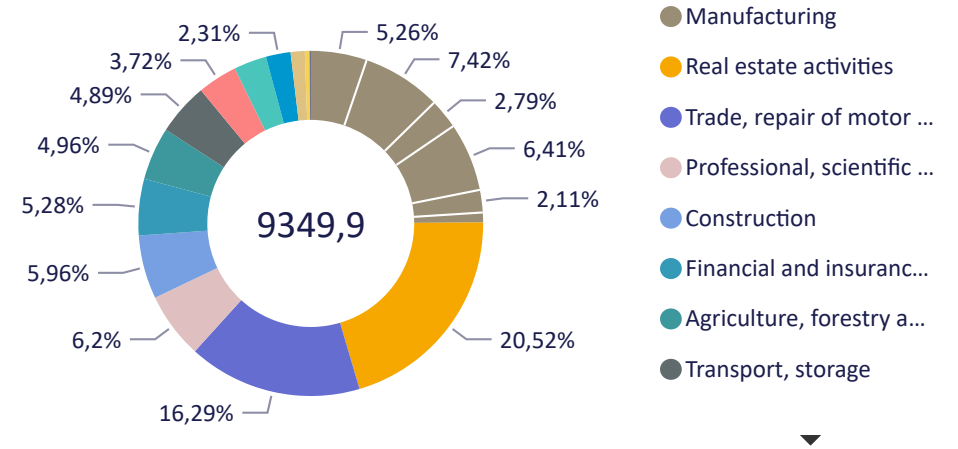
HUF **Foreign currency**

Overdrafts **Up to 1 year** **Over 1 year**

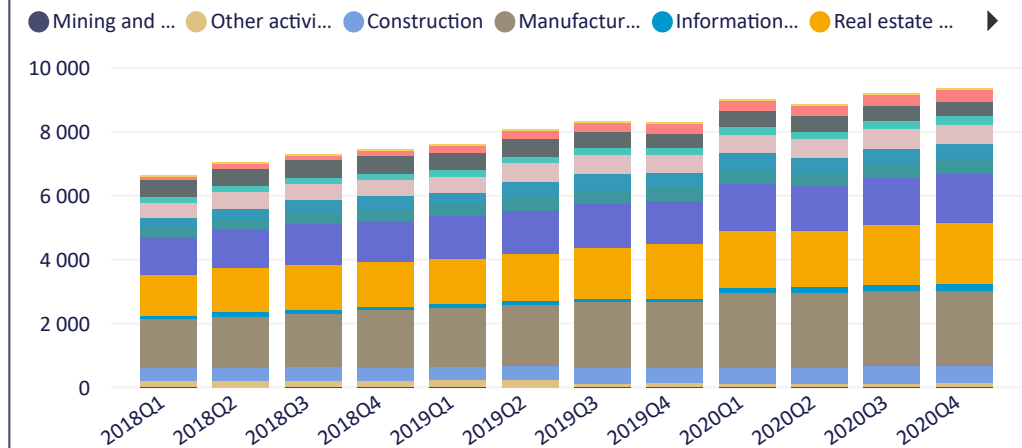
Stock of loans to non financial corporations at end of the quarter (Bn HUF) - December 2020



Distribution of loans to non financial corporations (Bn HUF, %) - December 2020



Stock of loans to non financial corporations (Bn HUF) - December 2020





Filter End of quarter December 2020

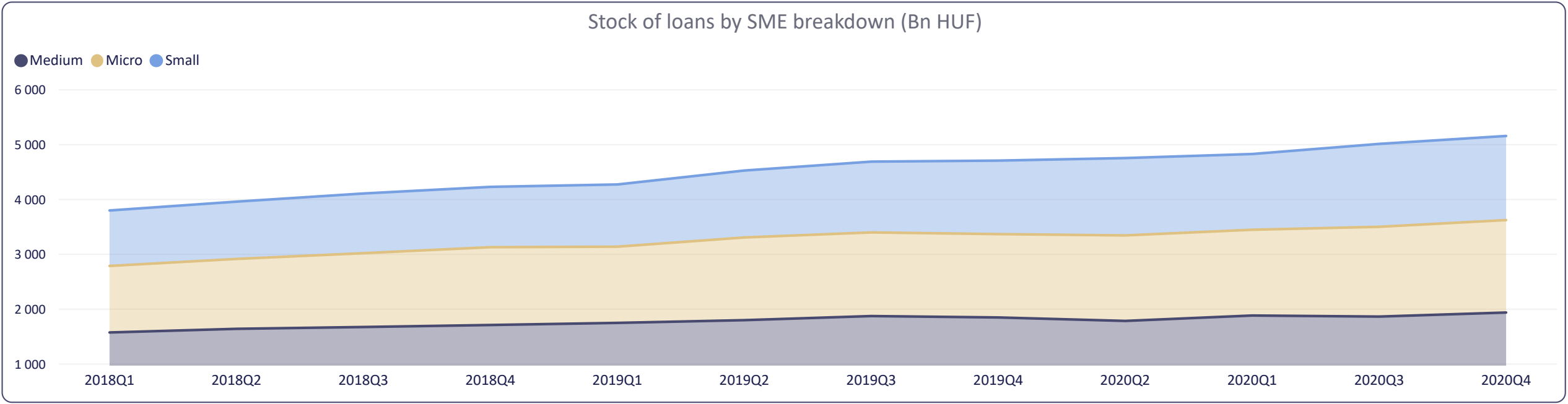
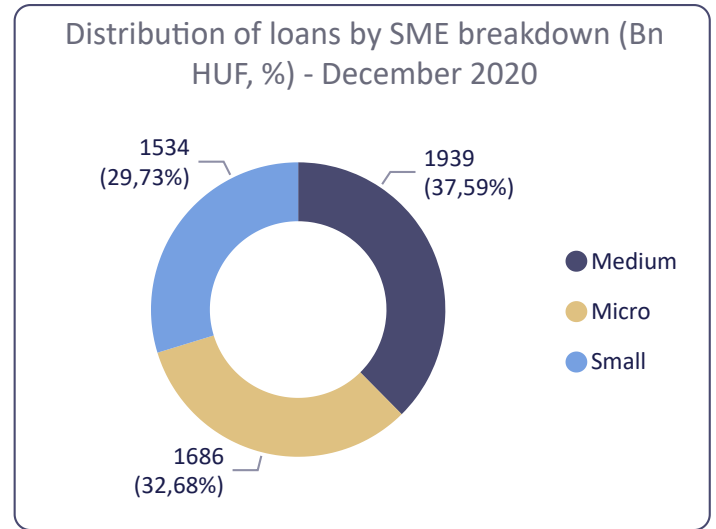
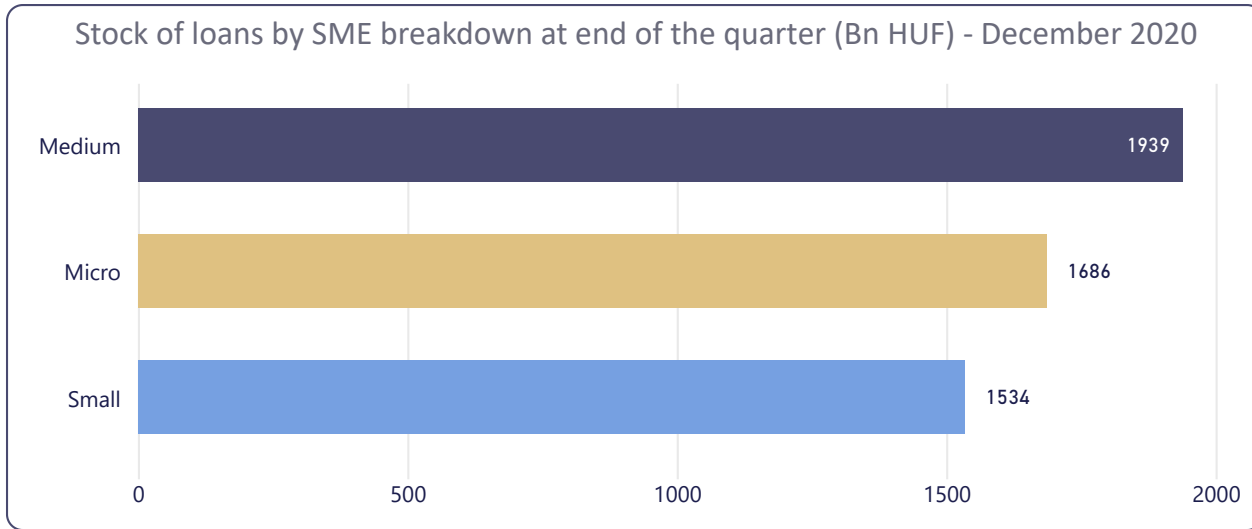
Loans to non-financial corporations by SME breakdown

HUF Foreign currency
Overdrafts Up to 1 year Over 1 year

Stock of loans by SME breakdown at end of the quarter (Bn HUF) - December 2020

5158.5 +145

Change form previous month (Bn HUF)

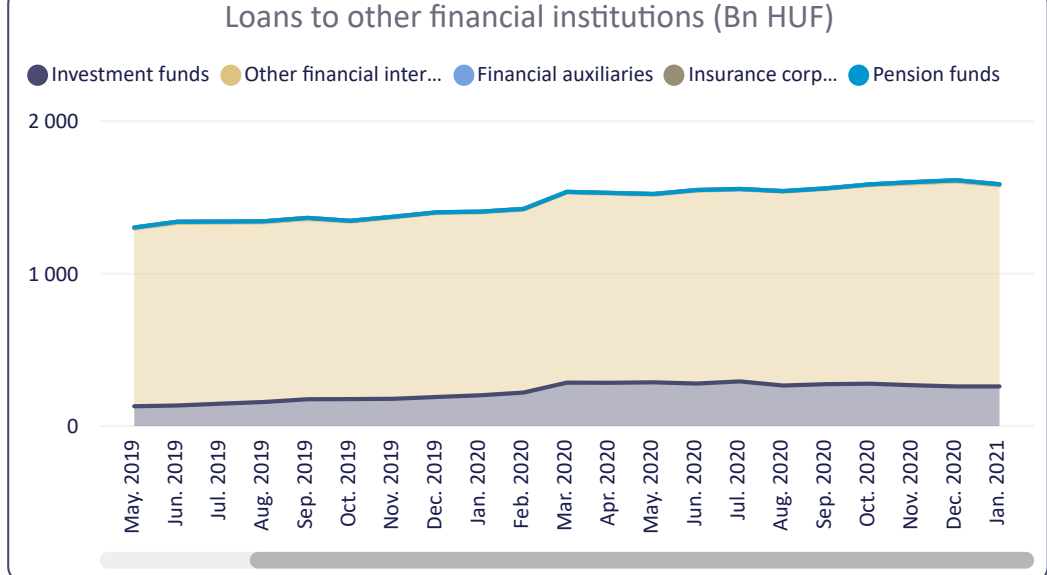
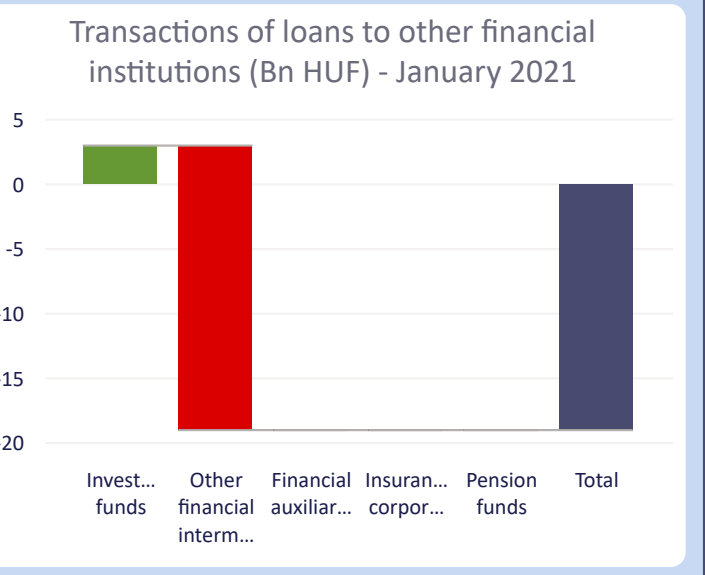
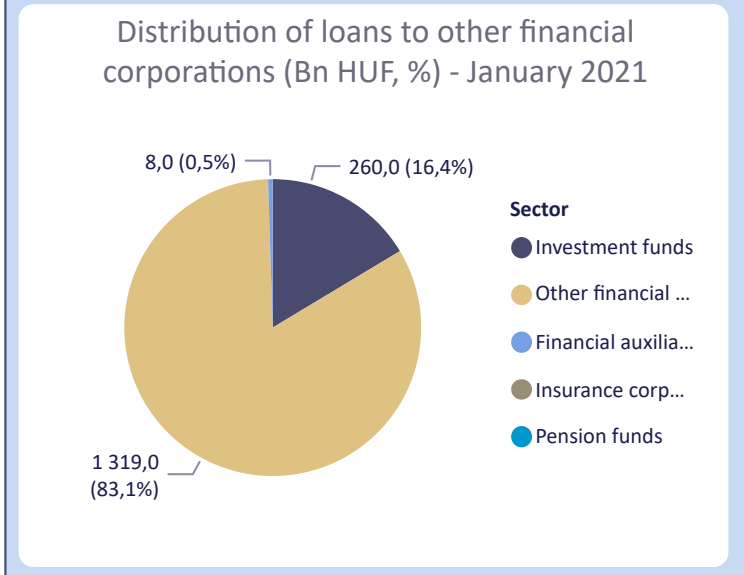
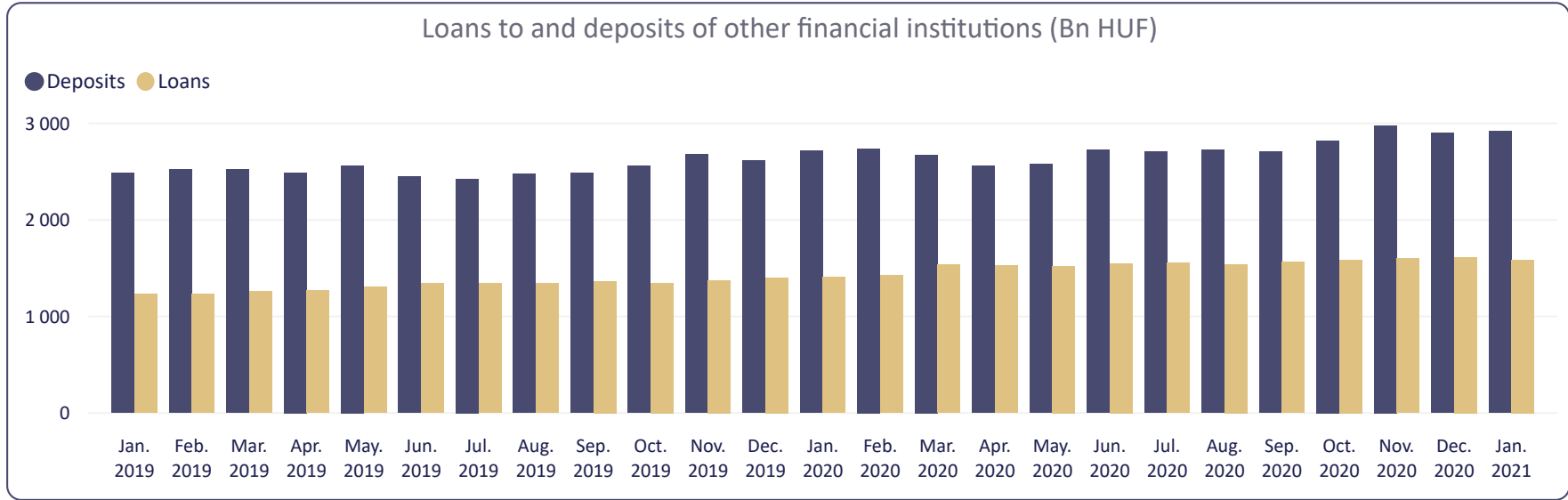
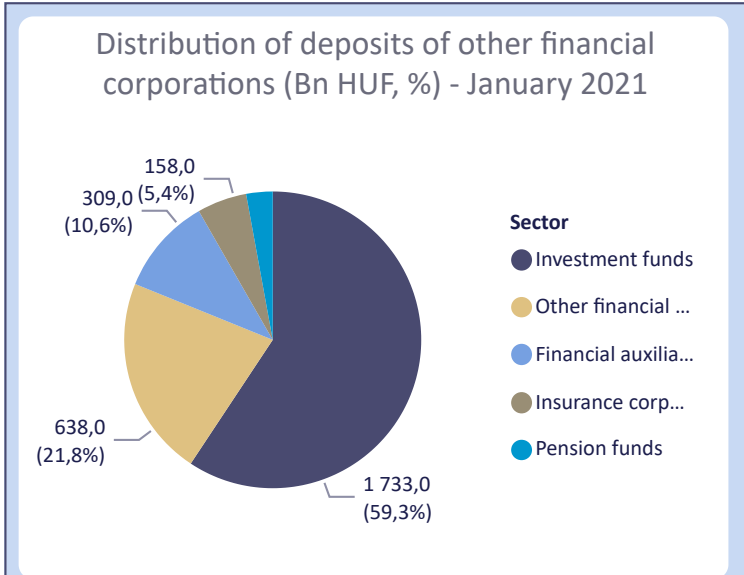




Filter Selected month ▼
 January 2021 ▼

Other financial institutions' loans and deposits

Investment funds Other financial intermediaries Financial auxiliaries Insurance corporations Pension funds HUF Foreign currency





M1 M2 M3

Filter Selected month
January 2021



Monetary aggregates - M1

Original value of M1 (Bn HUF) - January 2021

29,235.0 -886.1

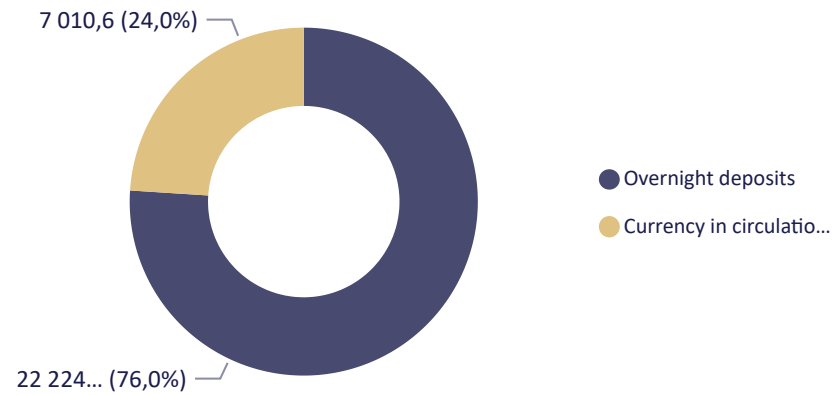
Changes from previous month (Bn HUF)

Seasonally adjusted value of M1 (Bn HUF) - January 2021

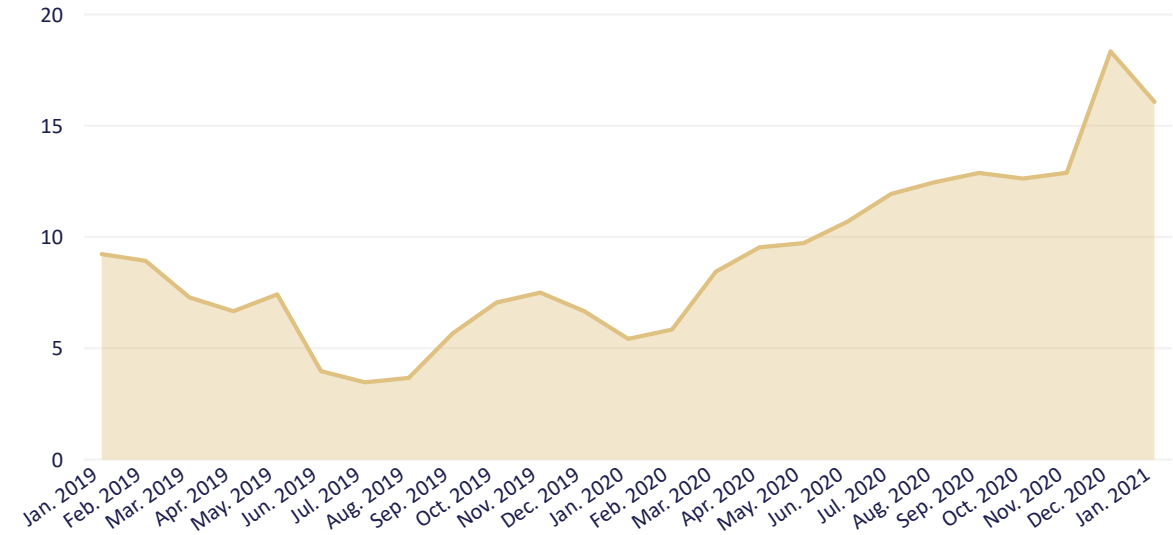
29,202.0 -12.3

Changes from previous month (Bn HUF)

Distribution of M1 by its components (Bn HUF, %) - January 2021

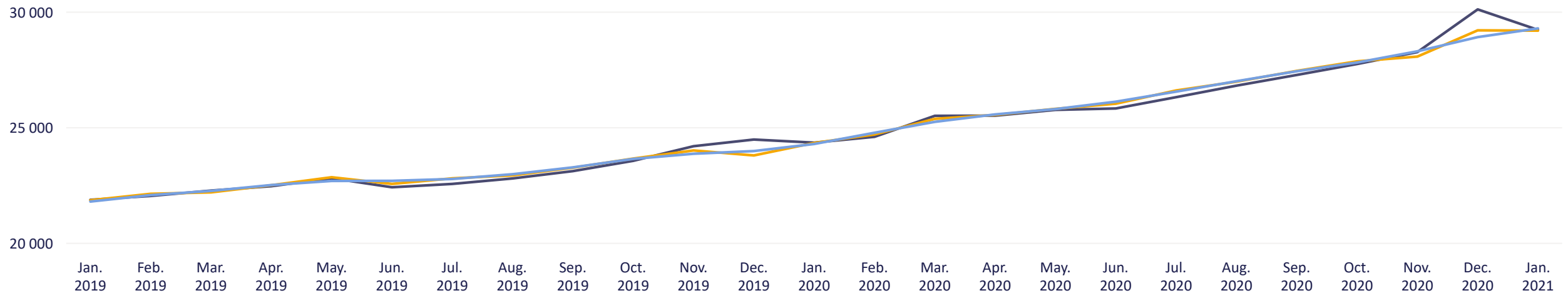


Transaction-based annualised real growth rate of M1 (%)



The original, seasonally adjusted and trend value of M1 (Bn HUF)

Original value Seasonally adjusted value Trend value





M1 M2 M3

Filter Selected month
January 2021



Monetary aggregates - M2

Original value of M2 (Bn HUF) - January 2021

32,933.8 -507.7

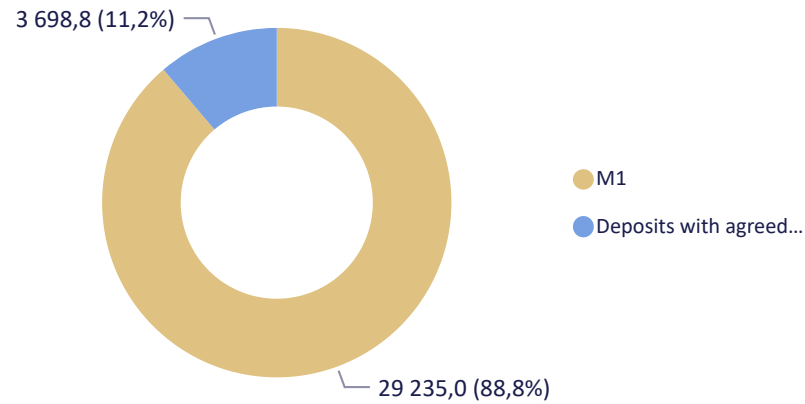
Changes from previous month (Bn HUF)

Seasonally adjusted value of M2 (Bn HUF) - January 2021

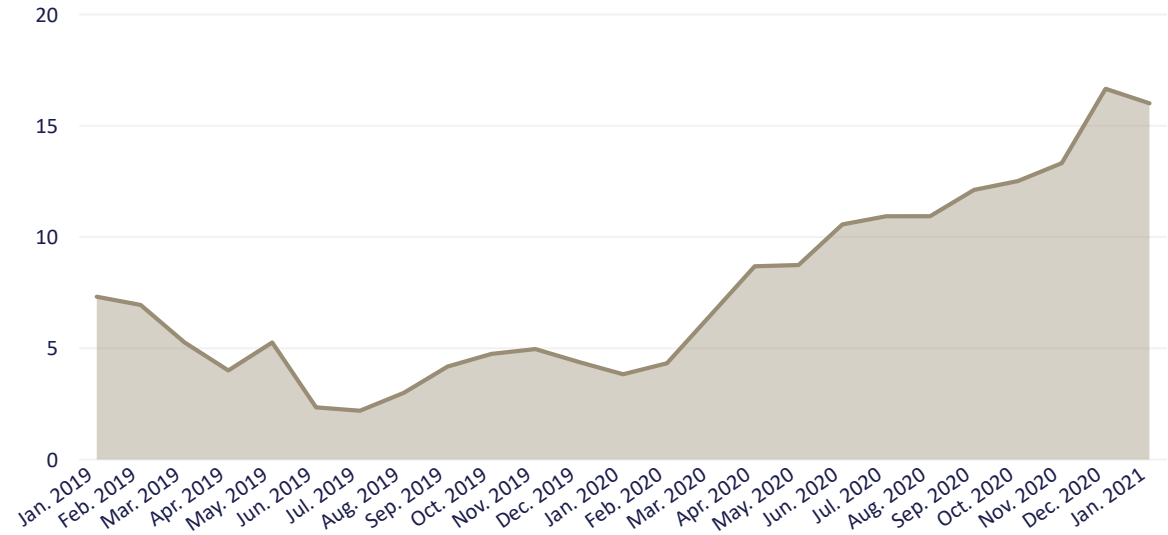
32,850.8 +188.3

Changes from previous month (Bn HUF)

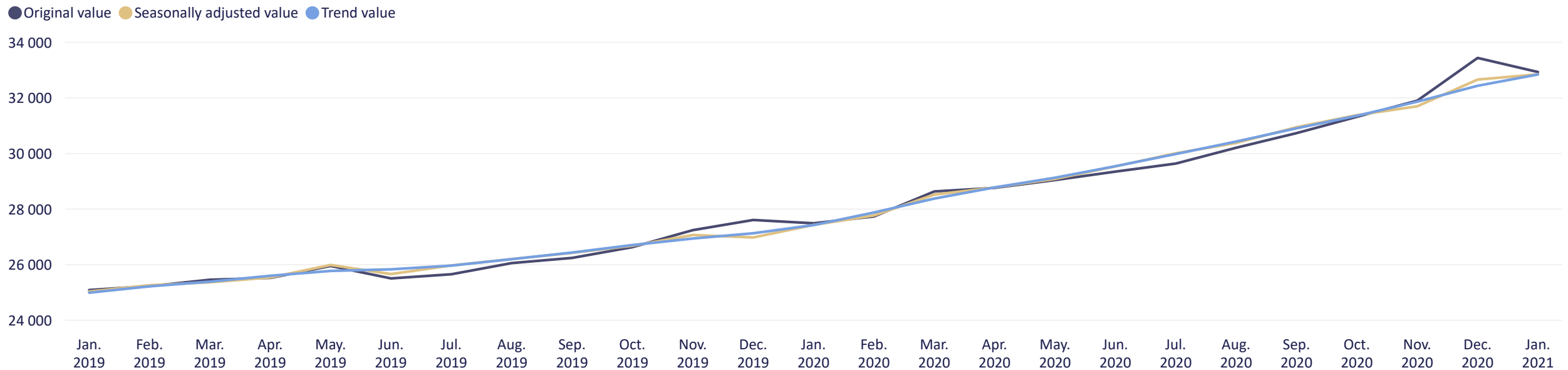
Distribution of M2 by its components (Bn HUF, %) - January 2021



Transaction-based annualised real growth rate of M2 (%)



The original, seasonally adjusted and trend value of M2 (Bn HUF)





Monetary aggregates - M3

M1 M2 M3

Filter Selected month



Original value of M3 (Bn HUF) - January 2021

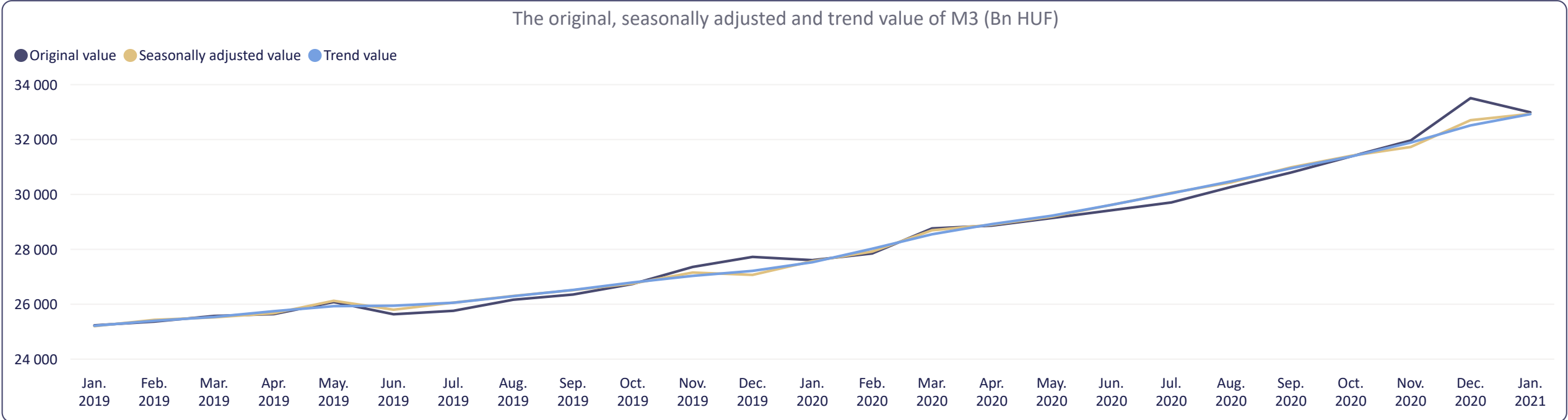
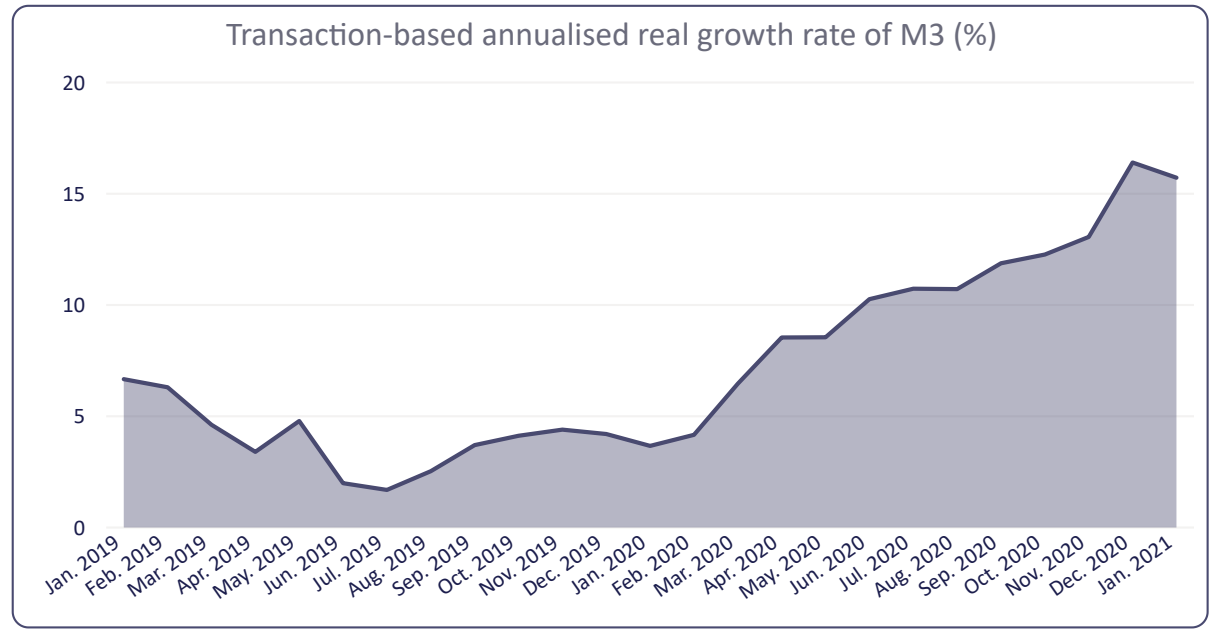
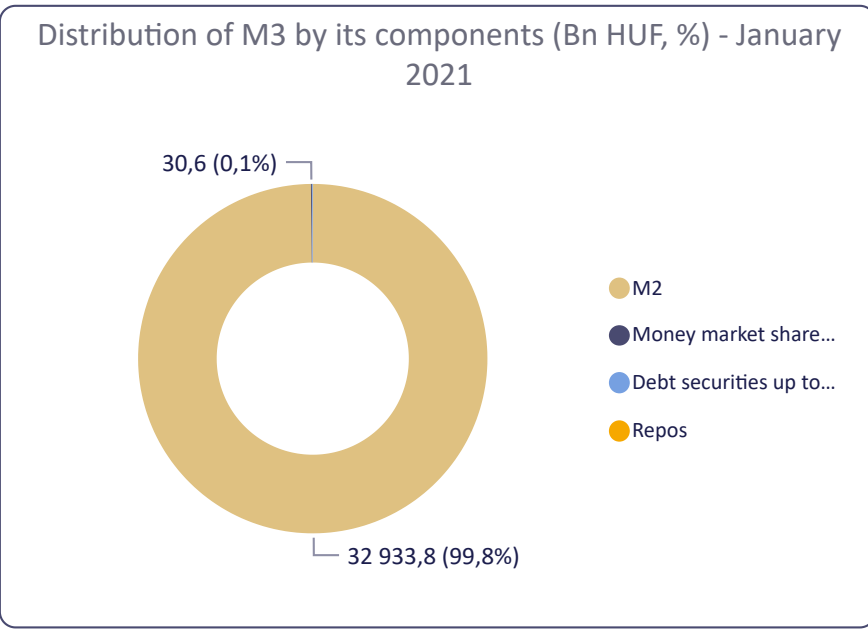
32,990.4 -517.8

Changes from previous month (Bn HUF)

Seasonally adjusted value of M3 (Bn HUF) - January 2021

32,934.2 +229.6

Changes from previous month (Bn HUF)





Filter

Selected month

January 2021



General government

Non-financial corporations

Financial corporations

Closing stock - General government (Bn HUF) - January 2021

10,365.9 +218.9

Change from previous month (Bn HUF)

Closing stock - General government - HUF (Bn HUF) - January 2021

10,082.3 +192.5

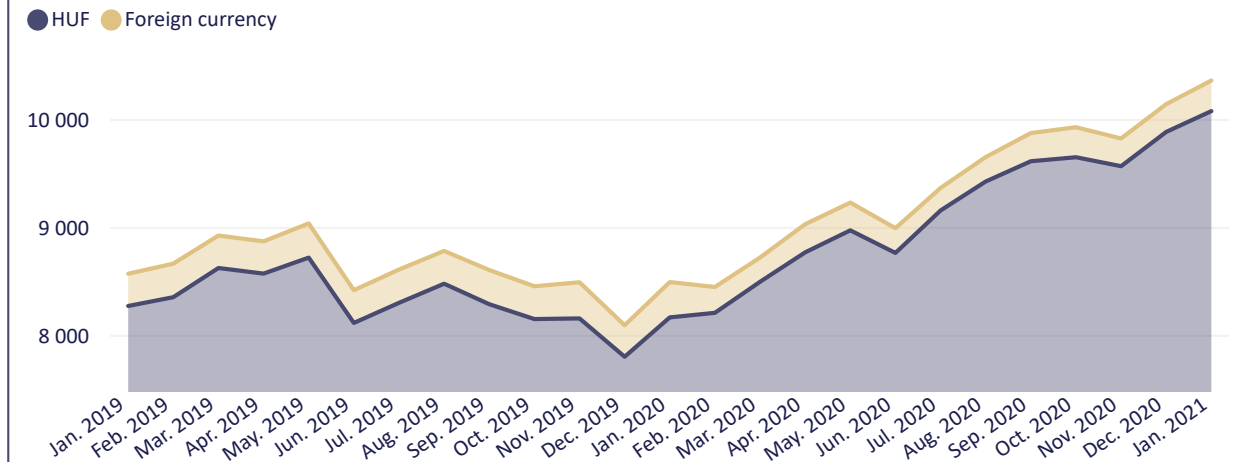
Change from previous month (Bn HUF)

Closing stock - General government - Foreign currency (Bn HUF) - January 2021

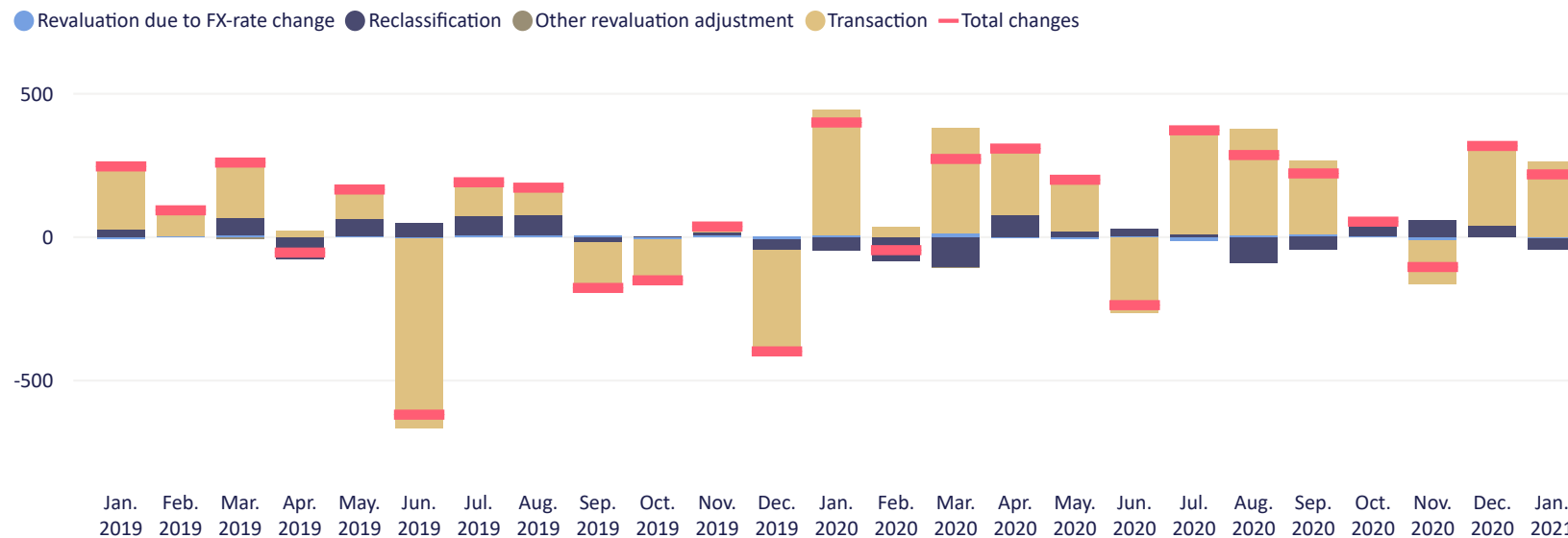
283.6 +26.4

Change from previous month (Bn HUF)

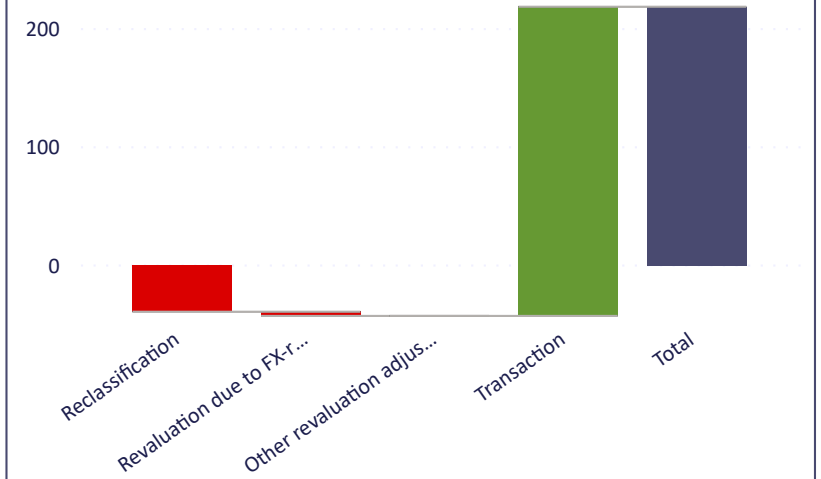
Closing stocks of debt securities issued by the general government (Bn HUF)



Components of the change in stocks of debt securities issued by the general government (Bn HUF)



Components of volume changes - General government - (Bn HUF) - January 2021





Accrued interest on MFI loans and deposits

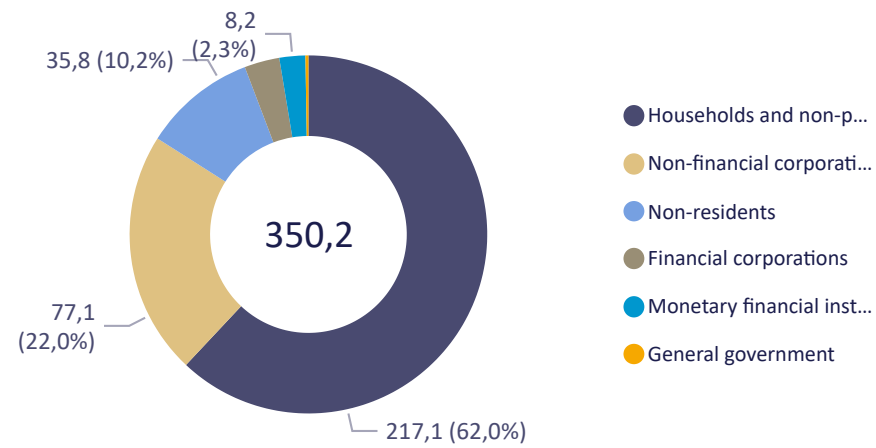
Filter

Selected month

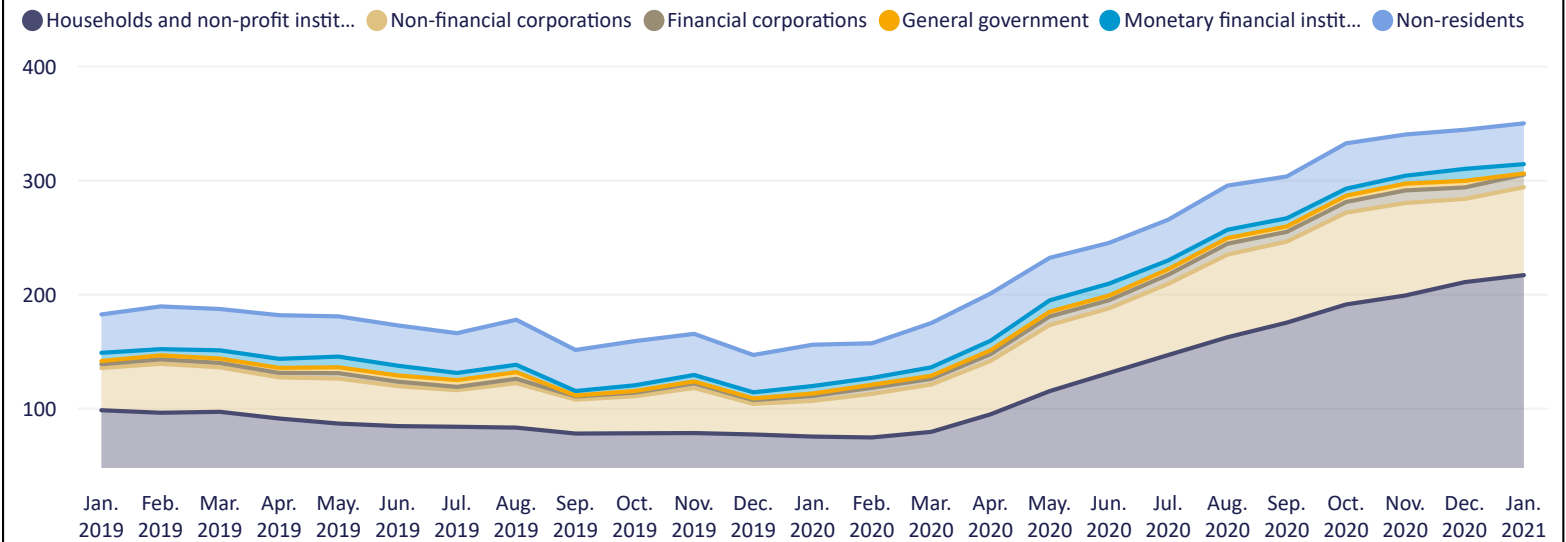
January 2021



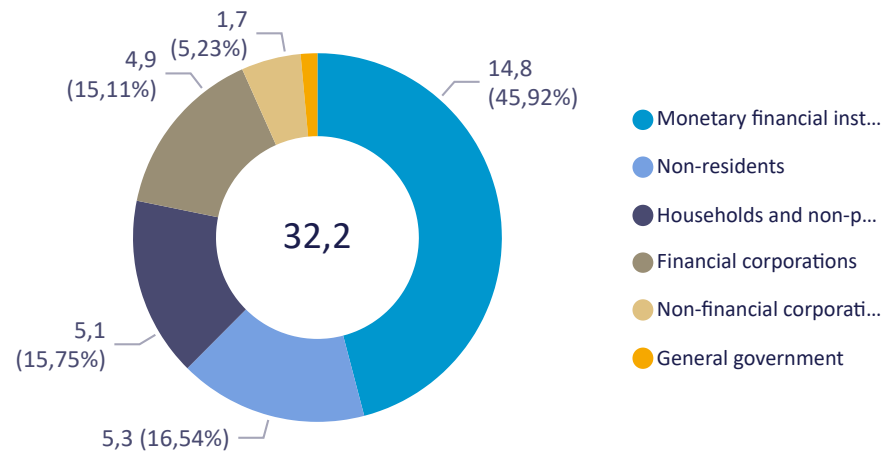
Distribution of accrued interests on loans (Bn HUF) - January 2021



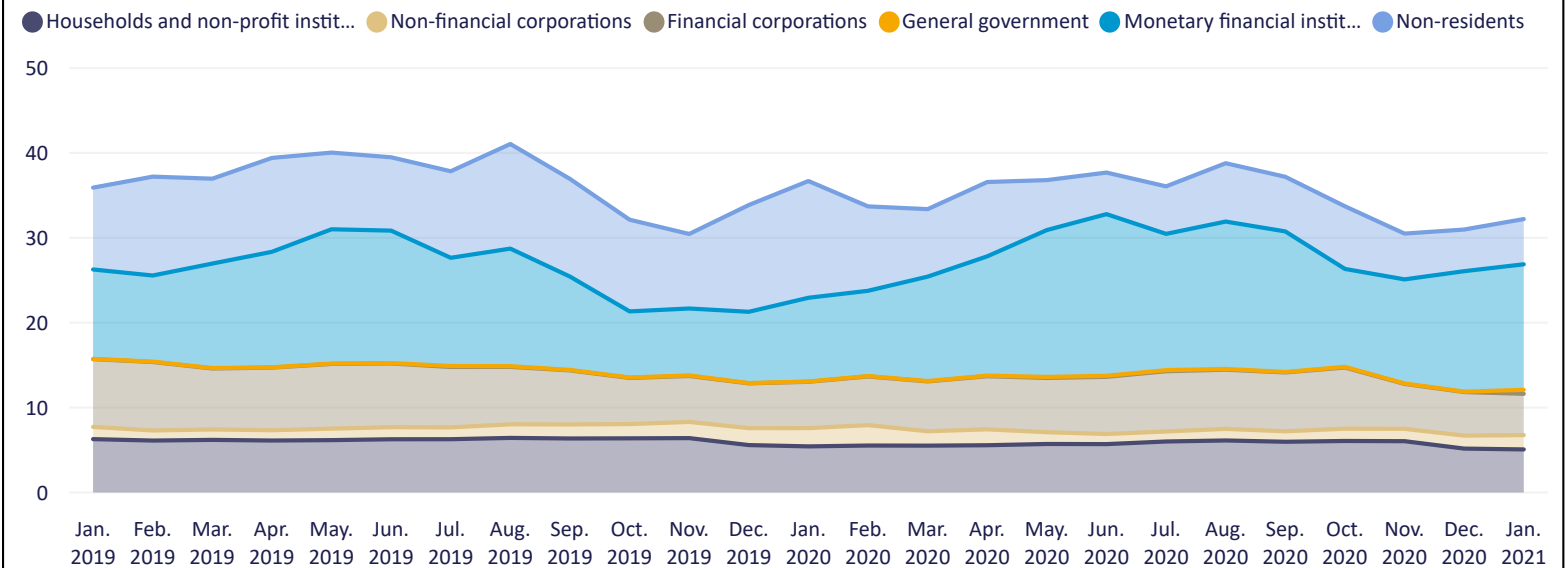
Accrued interests on loans (Bn HUF)



Distribution of accrued interests on deposits (Bn HUF) - January 2021



Accrued interests on deposits (Bn HUF)





Other information

Related time series

Time series >

Access to time series on the MNB's website: www.mnb.hu -> EN -> Statistics -> Statistical Data and Information -> Statistical Time Series -> [Statistics](#) -> [Statistical Data and Information](#) -> Statistical Time Series -> X. Monetary and other balance sheet statistics -> Monetary Statistics

Notes on methodology

Methodological notes >

Access to methodological notes on the MNB's website: www.mnb.hu -> EN -> Statistics -> Statistical Data and Information -> Methodological notes -> Methodological notes of aggregated balance sheet of credit institutions

Information about the next publication

The next press release will be published on: 01 April, 2021

Publication calendar >

Access to Publication calendar on the MNB's website: www.mnb.hu -> EN -> Statistics -> Release calendar for Statistics

Contact information

Magyar Nemzeti Bank
Statistics Directorate

 Tel.: +36 1 428 2600

 Fax: + 36 1 429 8000

 Email: sajto@mnb.hu

