



# Press release on aggregated balance sheet of credit institutions

February 2021



Summary



Loans to individuals by the purpose of loans



Loans to and deposits of households and non-financial corporations



Foreign assets and liabilities



Loans to non-financial corporations by economic branches



Loans to non-financial corporations by SME



Loans to and deposits of other financial institutions



Monetary aggregates



Debt securities by sectors



Accrued interests



Other information

Monthly transaction of loans to households (Bn HUF)

62.1



Monthly transaction of households' deposits (Bn HUF)

195.0



Monthly transaction of loans to non-financial corporations (Bn HUF)

63.5



Monthly transaction of non-financial corporations' deposits (Bn HUF)

356.9



Balance sheet total (Bn HUF)

55,940.4 +1,486.2

Change from previous month (Bn HUF)



## Aggregated balance sheet of credit institutions - February 2021

According to seasonally adjusted data, households and non-financial corporations were net borrowers due to transactions in February 2021. Both sectors increased their deposit holdings in the month under review.

The stock of household loans rose by HUF 80.1 billion in seasonally adjusted terms and by HUF 62.1 billion in seasonally unadjusted terms, due to transactions. According to seasonally unadjusted data, the stock of forint loans increased by HUF 61.7 billion and that of foreign currency loans was largely unchanged.

The stock of prenatal baby support loans was HUF 1141.3 billion at the end of February.

Due to transactions, total deposits of the household sector rose by HUF 168.4 billion in seasonally adjusted terms and by HUF 195.0 billion in seasonally unadjusted terms. According to seasonally unadjusted data, there were net inflows of HUF 172.7 billion and HUF 22.3 billion, respectively, into forint and foreign currency deposits in the month.

Due to transactions, outstanding debt of the non-financial corporate sector rose by HUF 63.4 billion in seasonally adjusted terms and by HUF 63.5 billion in seasonally unadjusted terms. According to seasonally unadjusted data, the stock of forint loans and foreign currency loans rose by HUF 60.3 billion and HUF 3.1 billion, respectively, due to transactions. Credit institutions' holdings of bonds issued by non-financial corporations rose by HUF 8.8 billion.

Excluding revaluations and other volume changes, the stock of non-financial corporations' deposits rose by HUF 287.1 billion in seasonally adjusted terms and by HUF 356.9 billion in seasonally unadjusted terms. According to seasonally unadjusted data, there were net inflows of HUF 248.0 billion and HUF 109.0 billion, respectively, into forint and foreign currency deposits in the month.

In February 2021, foreign liabilities of credit institutions accounted for 11.9 % of the sector's balance sheet total.

Components of monthly stock changes	End of January 2021	Trans- actions	Revaluation due to FX- rate change	Reclassification	Other revaluation adjustment	Total changes	End of February 2021
<b>[-] Total assets</b>	<b>54 454,2</b>	<b>1 539,8</b>	<b>86,4</b>	<b>-140,1</b>	<b>0,2</b>	<b>1 486,2</b>	<b>55 940,4</b>
<b>[-] 1. Non-financial corporations</b>	<b>9 730,8</b>	<b>72,2</b>	<b>26,0</b>	<b>-10,8</b>	<b>0,0</b>	<b>87,5</b>	<b>9 818,2</b>
1.1 HUF loans	5 603,3	60,3	0,0	-3,4	0,0	56,9	5 660,2
1.2 FX loans	3 714,2	3,1	25,4	0,0	0,0	28,5	3 742,7
1.3 Securities other than shares	413,3	8,8	0,6	-7,3	0,0	2,0	415,3
<b>[+] 2. Other financial corporations</b>	<b>1 611,3</b>	<b>16,9</b>	<b>3,1</b>	<b>1,4</b>	<b>0,0</b>	<b>21,4</b>	<b>1 632,7</b>
<b>[+] 3. Central government</b>	<b>10 718,9</b>	<b>335,9</b>	<b>2,9</b>	<b>-189,4</b>	<b>0,0</b>	<b>149,5</b>	<b>10 868,4</b>
<b>[+] 4. Local governments</b>	<b>167,2</b>	<b>4,8</b>	<b>0,0</b>	<b>0,0</b>	<b>0,0</b>	<b>4,8</b>	<b>171,9</b>
<b>[-] 5. Households</b>	<b>8 146,5</b>	<b>62,1</b>	<b>0,1</b>	<b>-0,5</b>	<b>0,0</b>	<b>61,7</b>	<b>8 208,2</b>
5.1 HUF loans	8 118,8	61,7	0,0	-0,5	0,0	61,1	8 179,9
5.2 FX loans	27,7	0,4	0,1	0,0	0,0	0,6	28,2
<b>[+] 6. Non-residents</b>	<b>7 610,6</b>	<b>222,0</b>	<b>44,5</b>	<b>-1,6</b>	<b>-0,1</b>	<b>264,8</b>	<b>7 875,4</b>
<b>[+] 7. Remaining assets</b>	<b>16 469,0</b>	<b>825,8</b>	<b>9,8</b>	<b>60,8</b>	<b>0,3</b>	<b>896,7</b>	<b>17 365,7</b>
<b>[-] Total liabilities</b>	<b>54 454,2</b>	<b>1 539,8</b>	<b>86,4</b>	<b>-140,1</b>	<b>0,2</b>	<b>1 486,2</b>	<b>55 940,4</b>
<b>[-] 8. Non-financial corporations</b>	<b>11 564,5</b>	<b>356,9</b>	<b>26,7</b>	<b>0,0</b>	<b>-4,2</b>	<b>379,4</b>	<b>11 943,8</b>
8.1 HUF deposits	7 865,6	248,0	0,0	0,0	-4,1	243,8	8 109,4
8.2 FX deposits	3 698,8	109,0	26,7	0,0	-0,1	135,5	3 834,4
<b>[+] 9. Other financial corporations</b>	<b>2 922,1</b>	<b>-11,3</b>	<b>5,7</b>	<b>0,0</b>	<b>0,1</b>	<b>-5,5</b>	<b>2 916,6</b>
<b>[+] 10. Central government</b>	<b>828,3</b>	<b>144,6</b>	<b>0,2</b>	<b>0,0</b>	<b>4,1</b>	<b>148,8</b>	<b>977,1</b>
<b>[+] 11. Local governments</b>	<b>832,4</b>	<b>-54,6</b>	<b>0,0</b>	<b>0,0</b>	<b>0,0</b>	<b>-54,6</b>	<b>777,8</b>
<b>[-] 12. Households</b>	<b>11 241,6</b>	<b>195,0</b>	<b>10,7</b>	<b>0,0</b>	<b>0,0</b>	<b>205,7</b>	<b>11 447,2</b>
12.1 HUF deposits	9 673,1	172,7	0,0	0,0	0,0	172,7	9 845,8
12.2 FX deposits	1 568,5	22,3	10,7	0,0	0,0	33,0	1 601,5
<b>[+] 13. Debt securities issued (held by residents)</b>	<b>2 350,7</b>	<b>24,4</b>	<b>2,2</b>	<b>-26,1</b>	<b>0,0</b>	<b>0,5</b>	<b>2 351,2</b>
<b>[+] 14. Non-residents</b>	<b>6 340,3</b>	<b>296,2</b>	<b>32,9</b>	<b>-0,4</b>	<b>0,0</b>	<b>328,9</b>	<b>6 669,2</b>
<b>[+] 15. Remaining liabilities</b>	<b>18 374,3</b>	<b>588,5</b>	<b>8,0</b>	<b>-113,6</b>	<b>0,2</b>	<b>483,1</b>	<b>18 857,3</b>

\* The data reflect the effects of the Covid-19 pandemic and the government measures taken in response (e.g. the repayment moratorium).



Filter

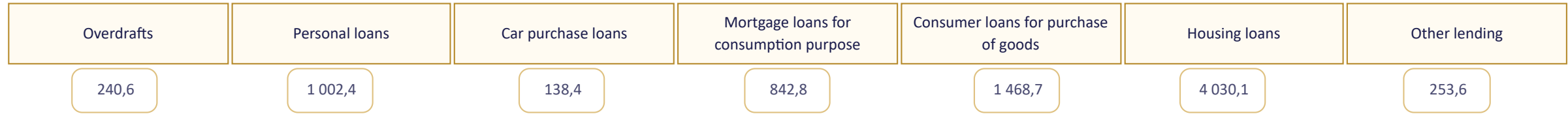
Selected month

February 2021

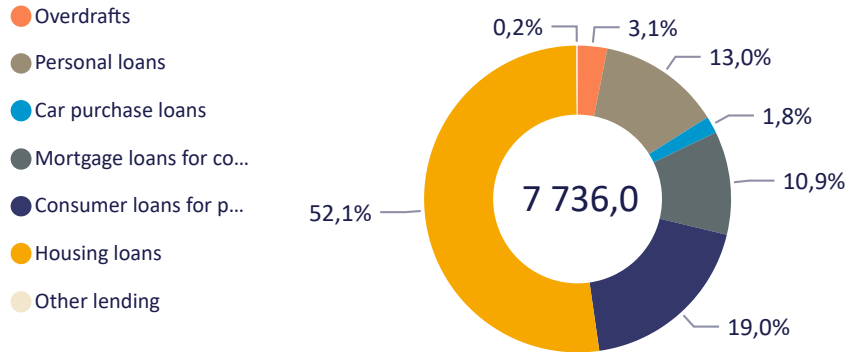


# Loans to individuals by the purpose of loan

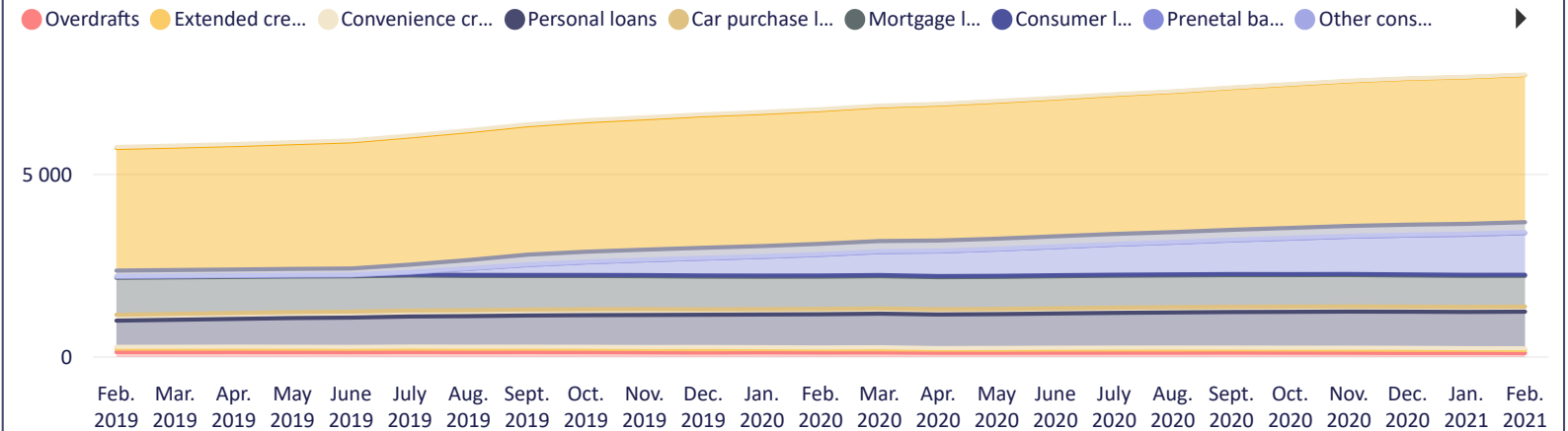
### Monthly stocks by the purpose of loan



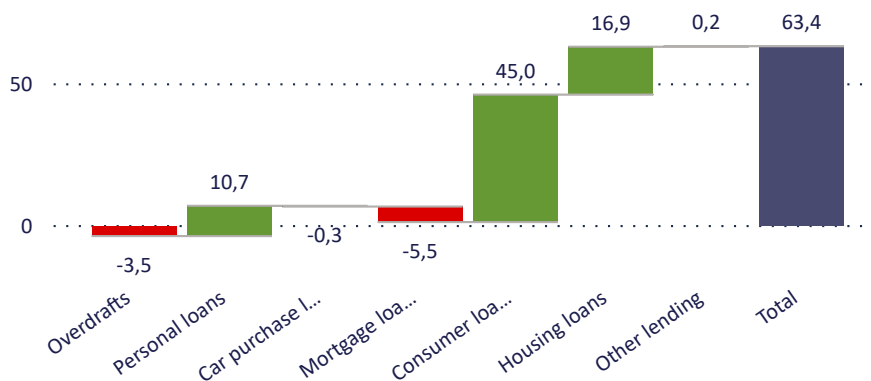
### Distribution of stock at the end of the month by the purpose of loan (Bn HUF, %) - February 2021



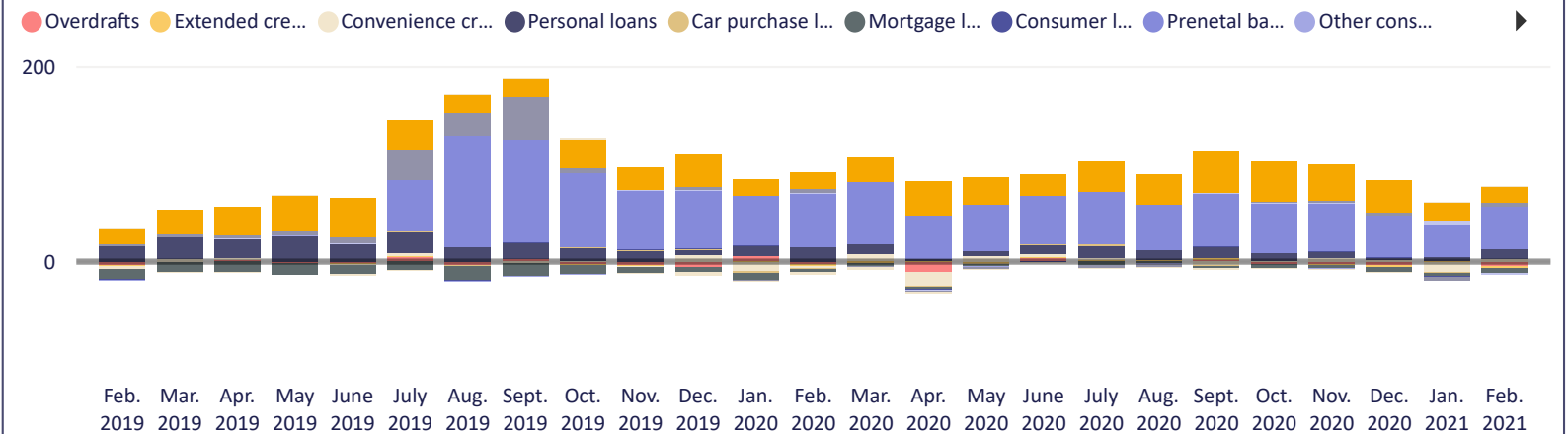
### Loans to individuals - Stock at the end of the month (Bn HUF)



### Monthly transactions by the purpose of loan (Bn HUF) - February 2021



### Loans to individuals - Monthly transactions (Bn HUF)





Stocks, transactions | Annualized growth rate

Filter February 2019 - February 2021

Households | Non-financial corporations

Total | HUF | Foreign currency

Households - Ratio of loans and deposits (%) - February 2021

**71.7** -0.8

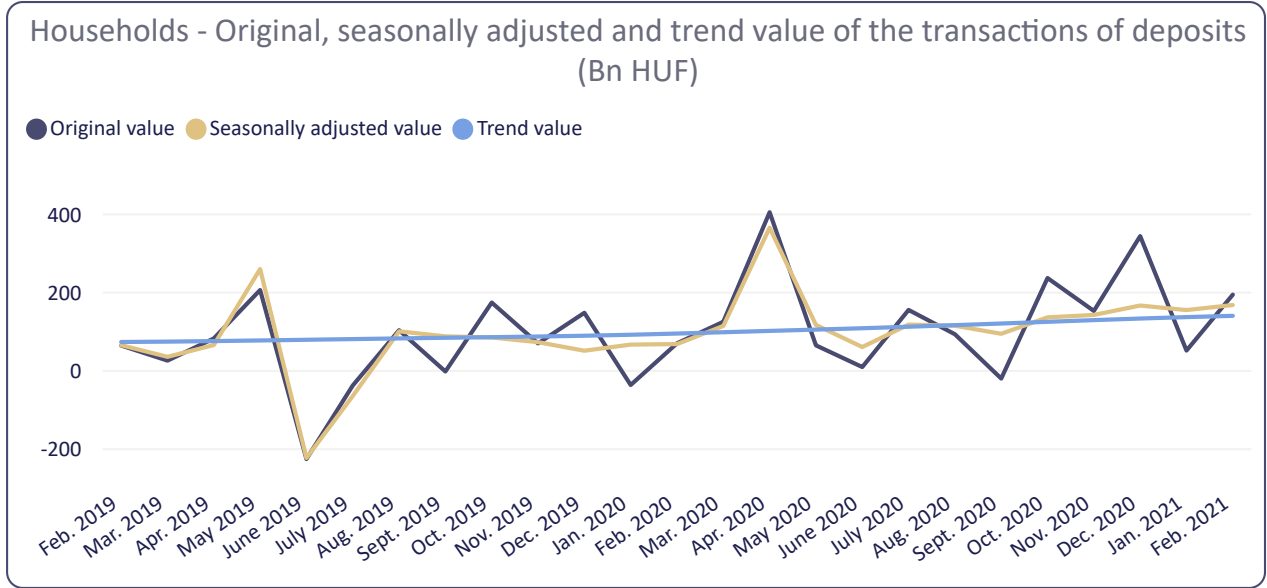
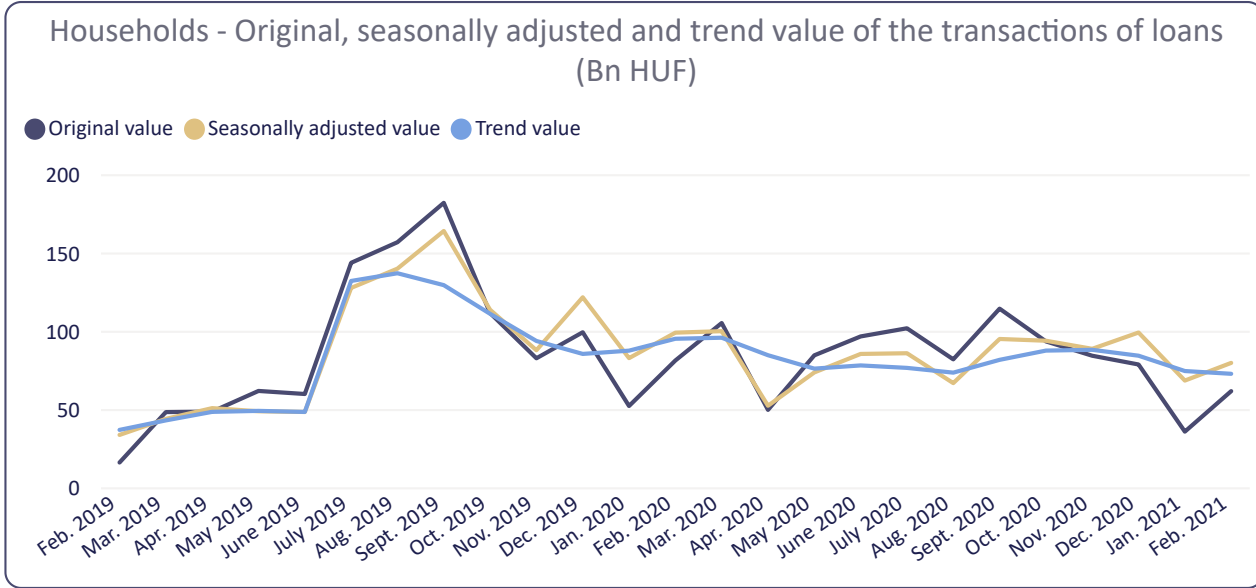
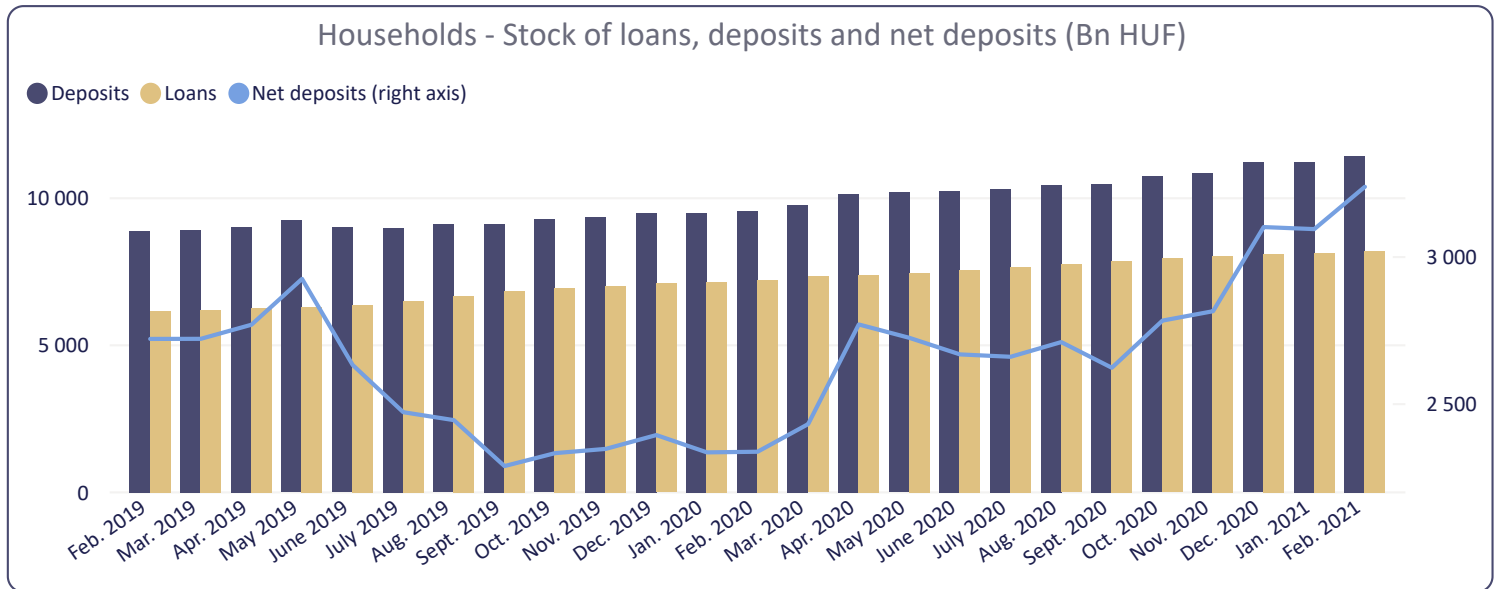
Change from previous month (percentpoint)

Households - Seasonally adjusted value of the monthly transaction of loans (Bn HUF) - February 2021

**80.1**

Households - Seasonally adjusted value of the monthly transaction of deposits (Bn HUF) - February 2021

**168.4**





# Aggregated balance sheet of credit institutions

## Loans to and deposits of households and non-financial corporations

Stocks, transactions | Annualized growth rate

Filter February 2019 - February 2021

Households | **Non-financial corporations**

**Total** | HUF | Foreign currency

Non-financial corporations - Ratio of loans and deposits (%) - February 2021

**78.7** -1.8

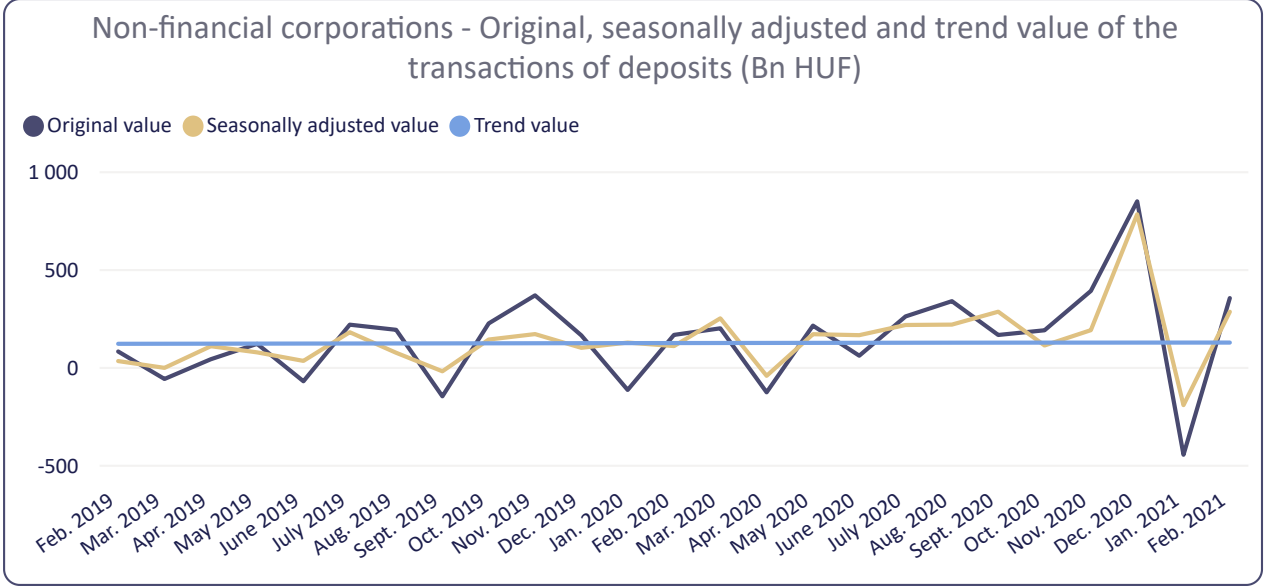
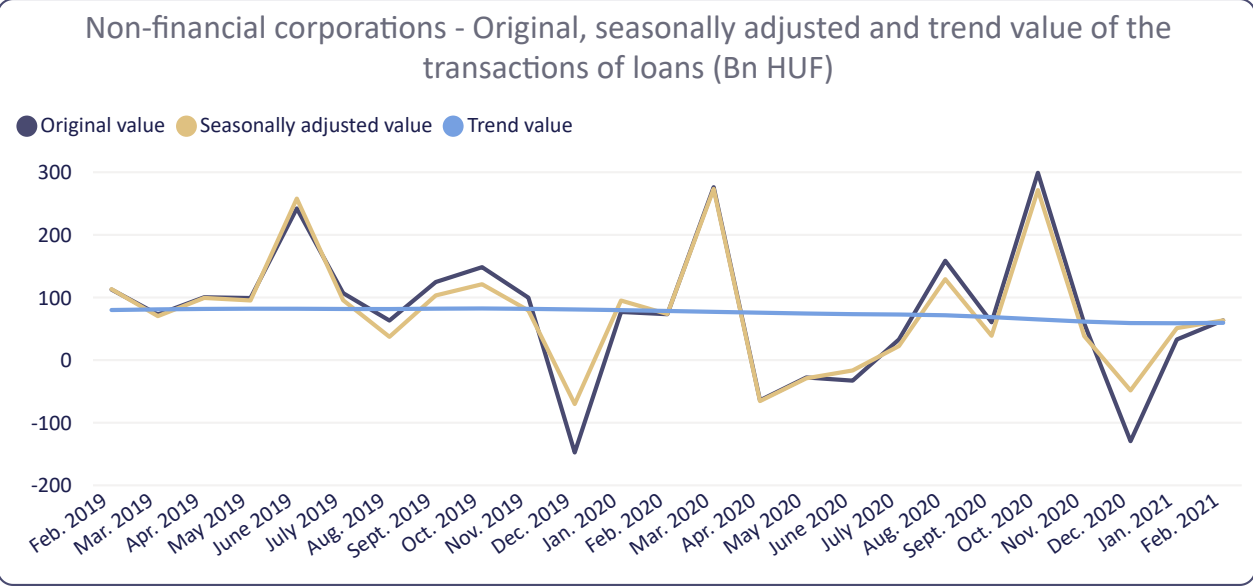
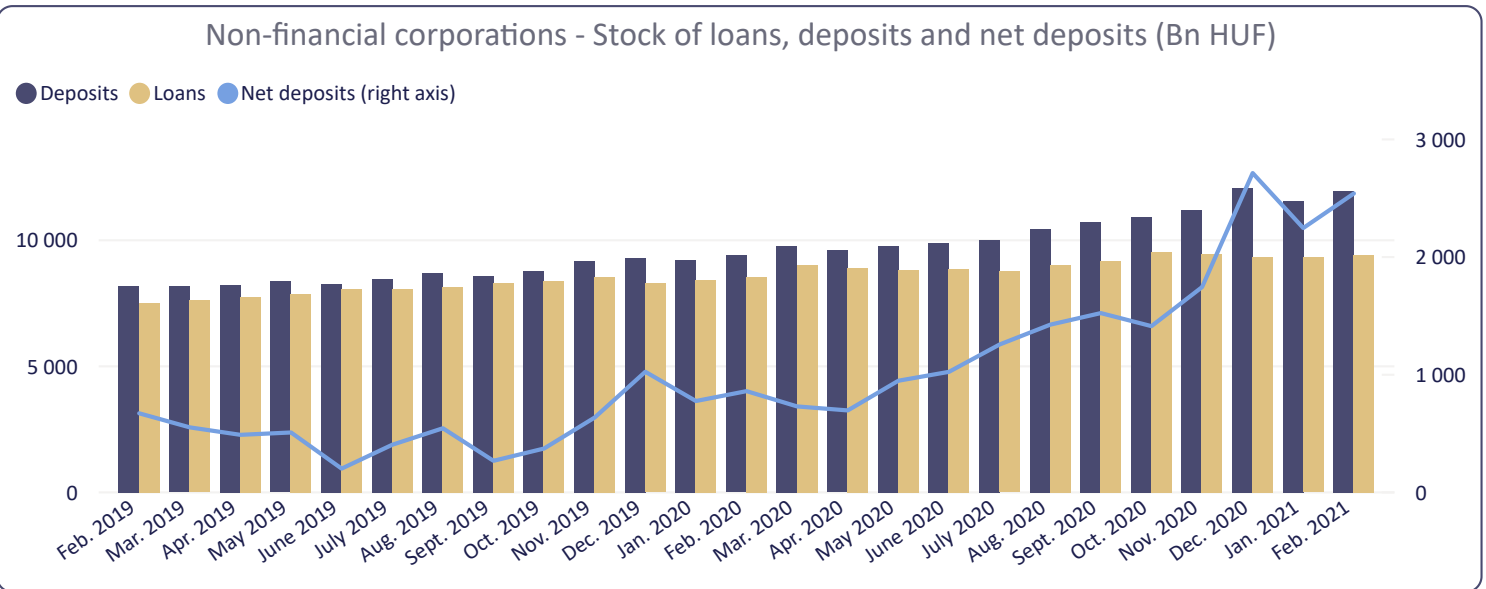
Change from previous month (percentpoint)

Non-financial corporations - Seasonally adjusted value of the monthly transaction of loans (Bn HUF) - February 2021

**63.4**

Non-financial corporations - Seasonally adjusted value of the monthly transaction of deposits (Bn HUF) - February 2021

**287.1**





# Aggregated balance sheet of credit institutions

## Transaction-based annualised real growth rate of households' and non-financial corporations' loans and deposits

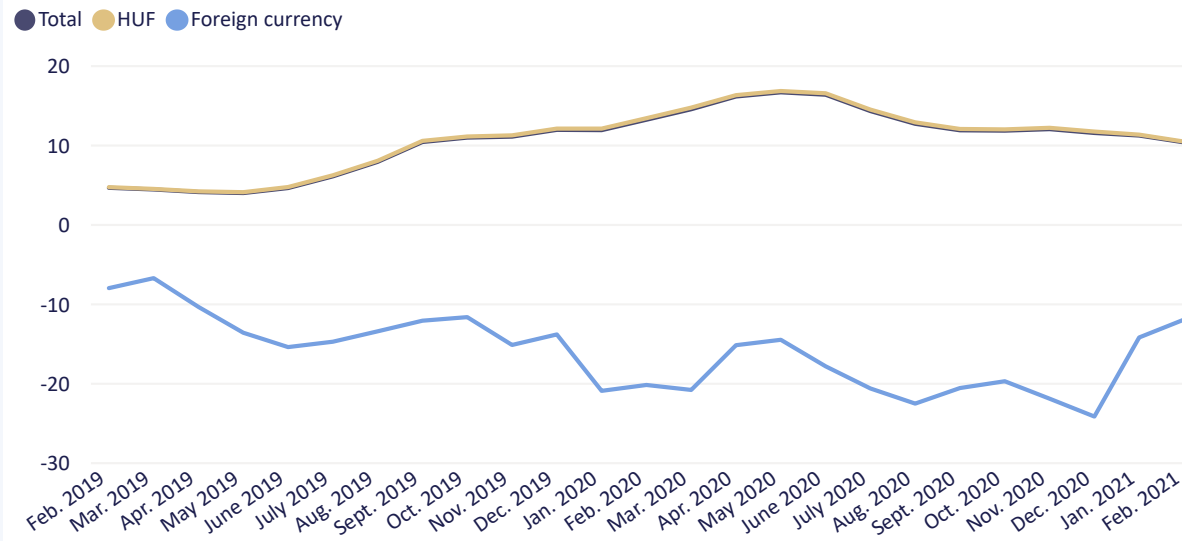
Stocks, transactions

Annualised growth rate

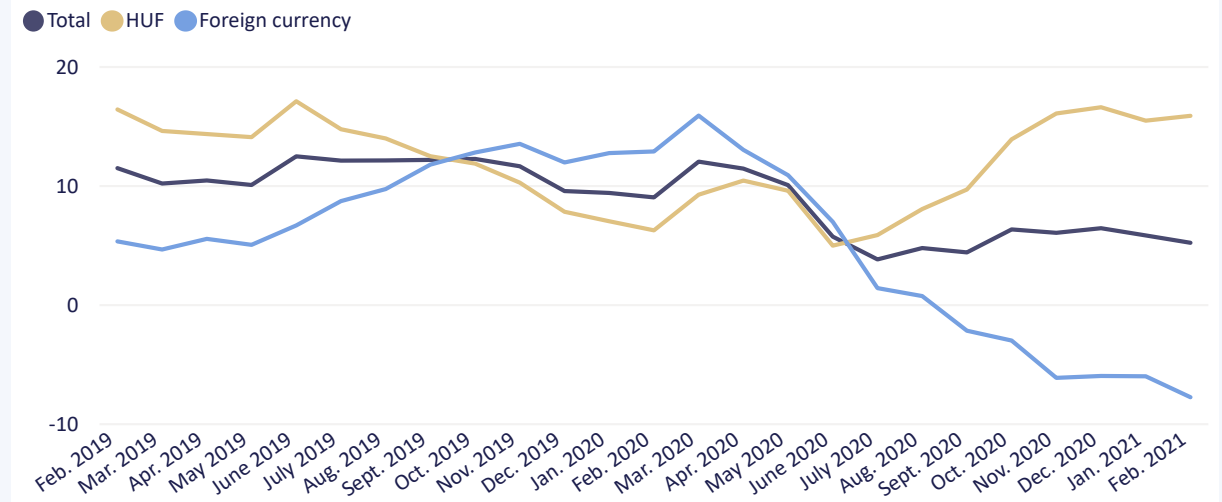
February 2019 - February 2021

Filter

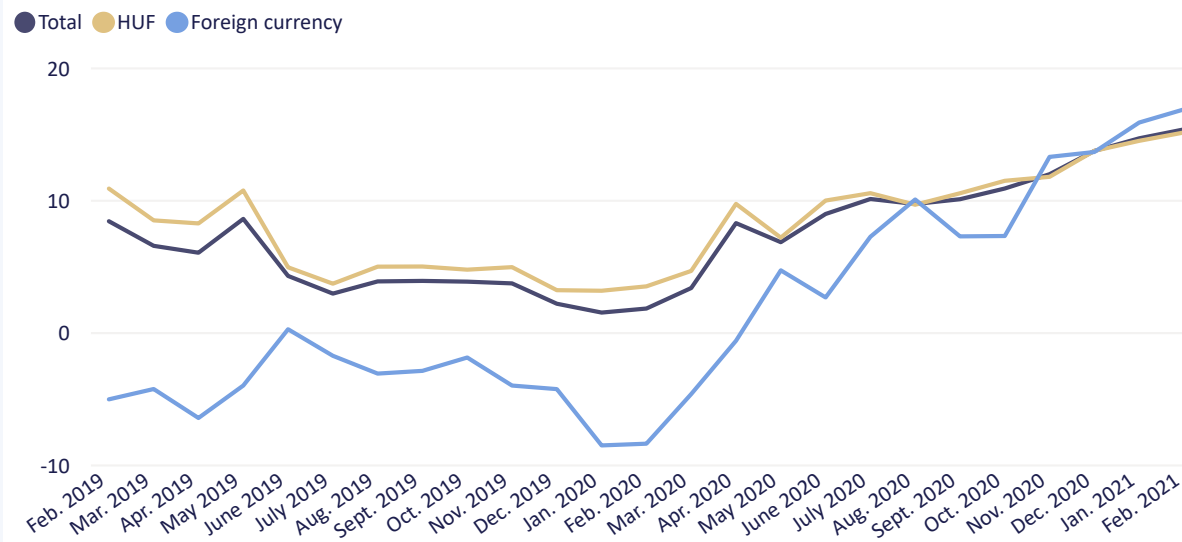
### Transaction-based annualised real growth rate of loans to households (%)



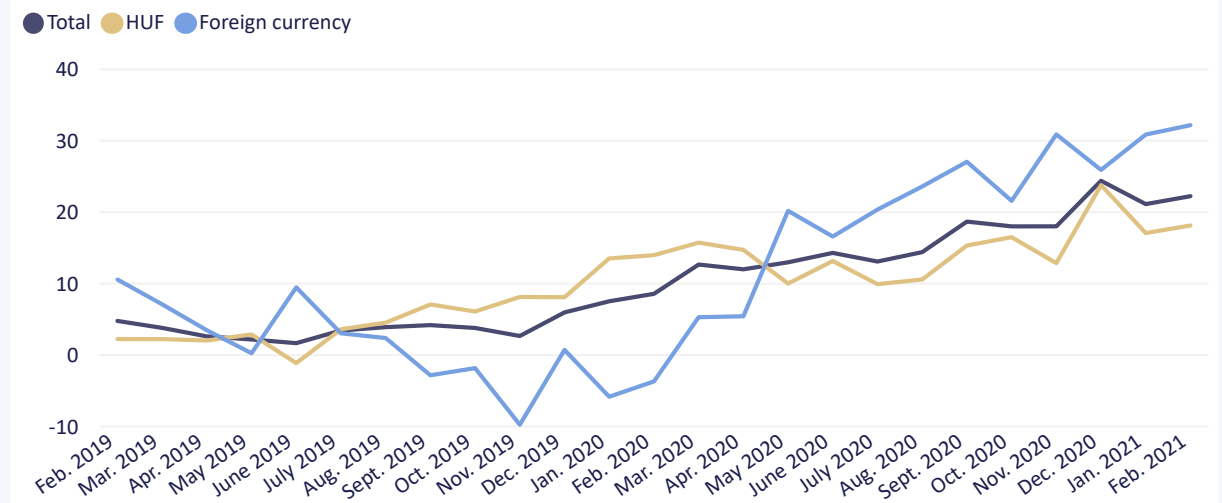
### Transaction-based annualised real growth rate of loans to non-financial corporations (%)



### Transaction-based annualised real growth rate of the deposits of households (%)



### Transaction-based annualised real growth rate of the deposits of non-financial corporations (%)

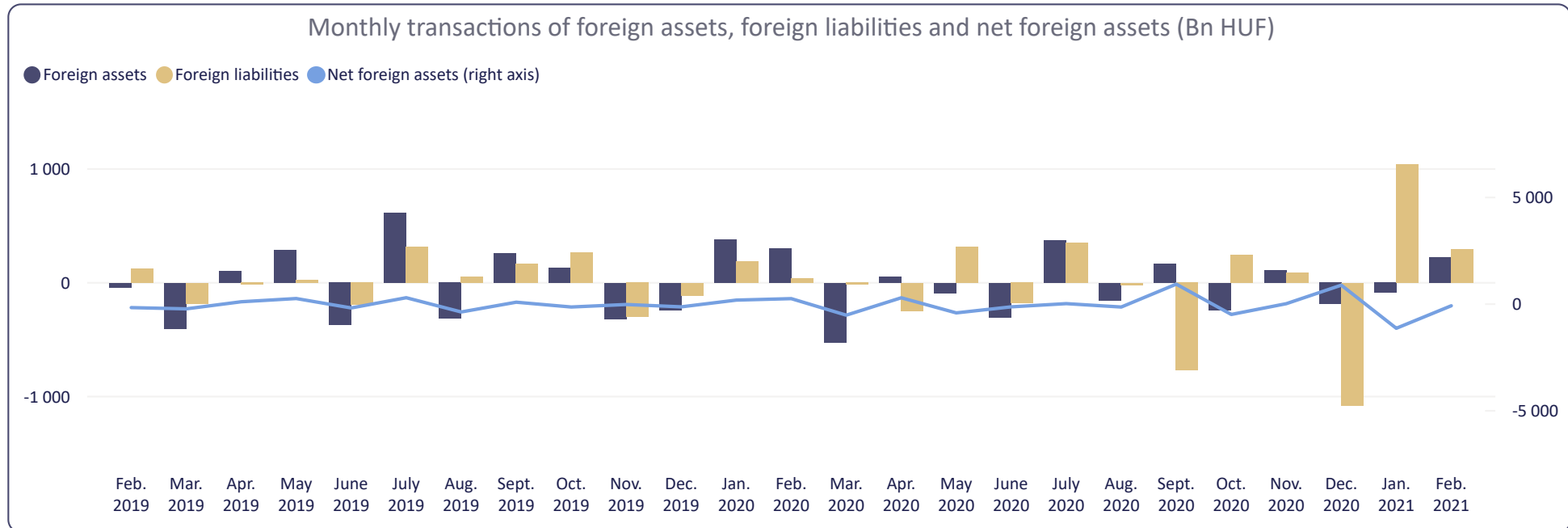
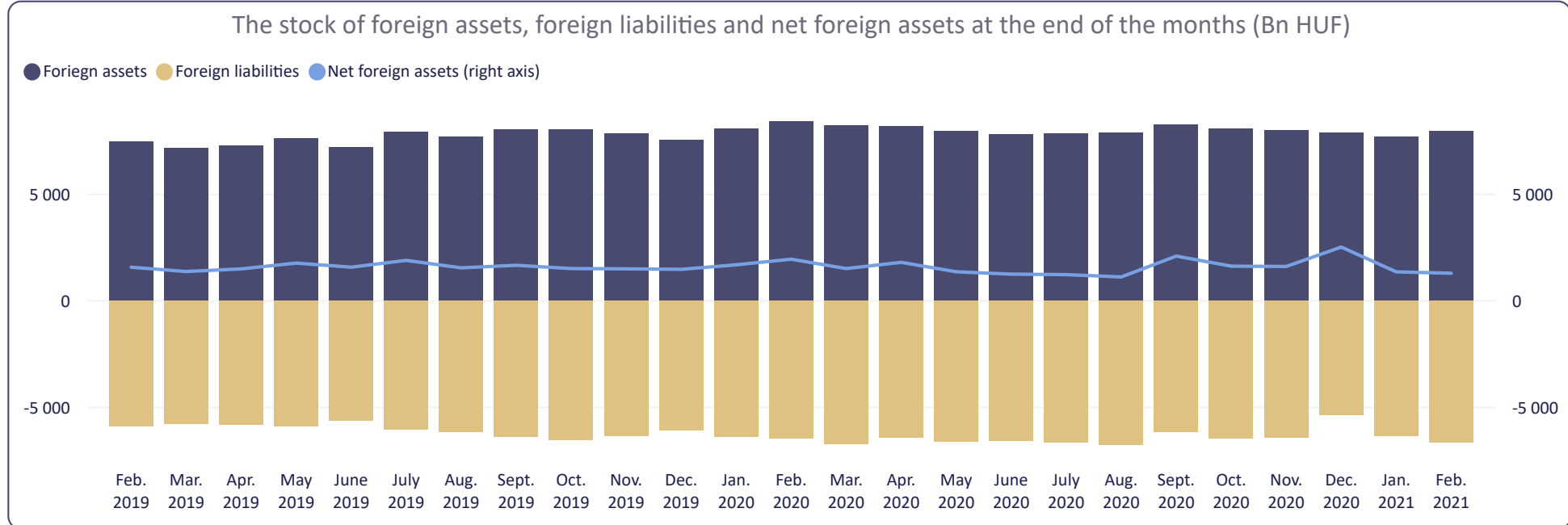
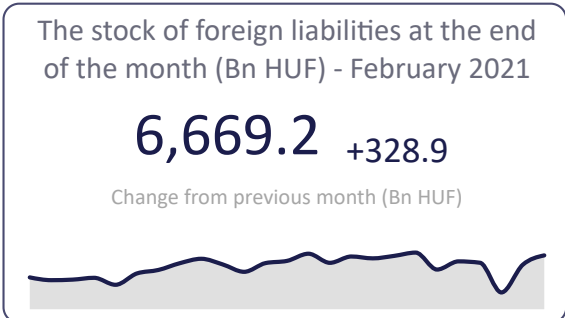
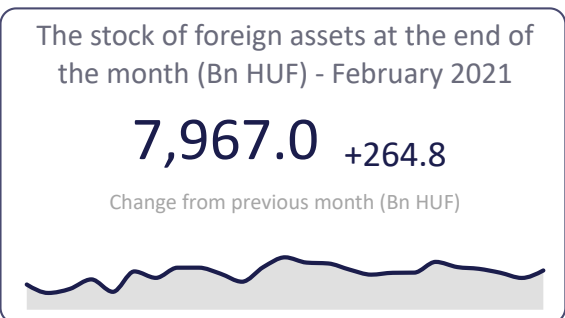
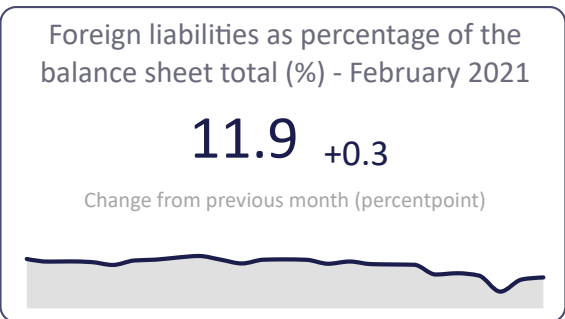
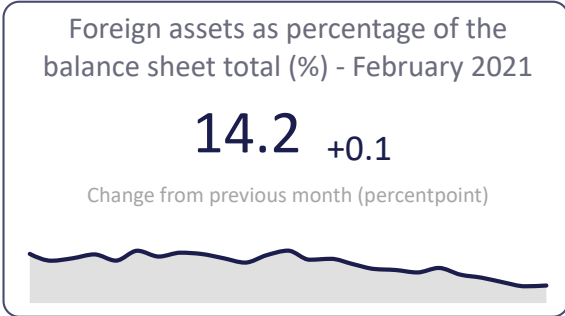




Filter February 2019 - February 2021



### Foreign assets and liabilities





Filter End of quarter   
 December 2020

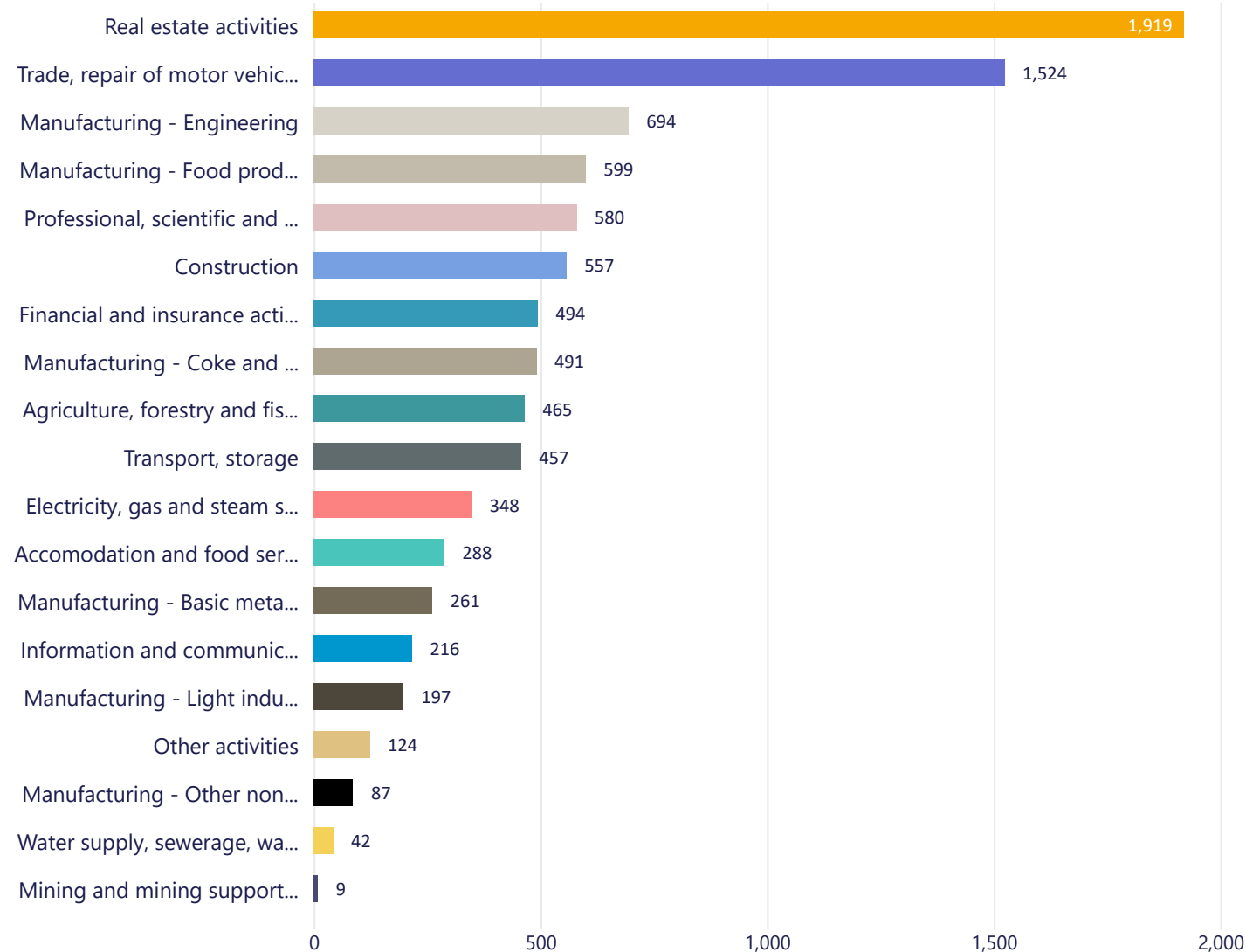


# Loans to non-financial corporations by economic branches

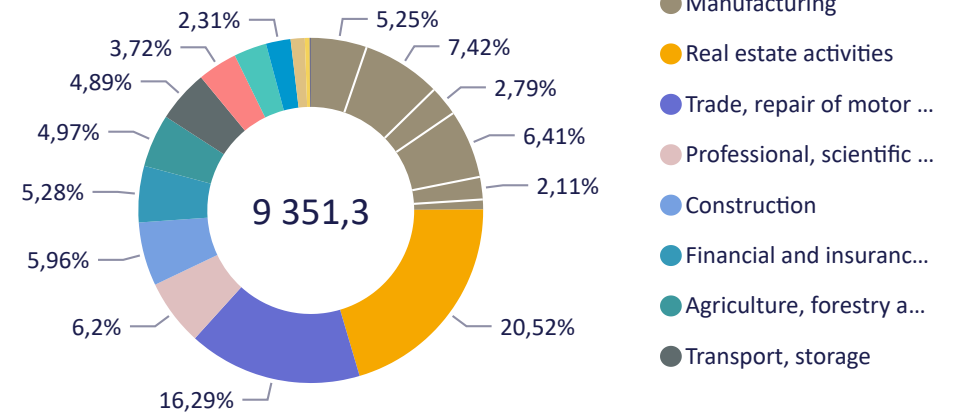
HUF Foreign currency

Overdrafts Up to 1 year Over 1 year

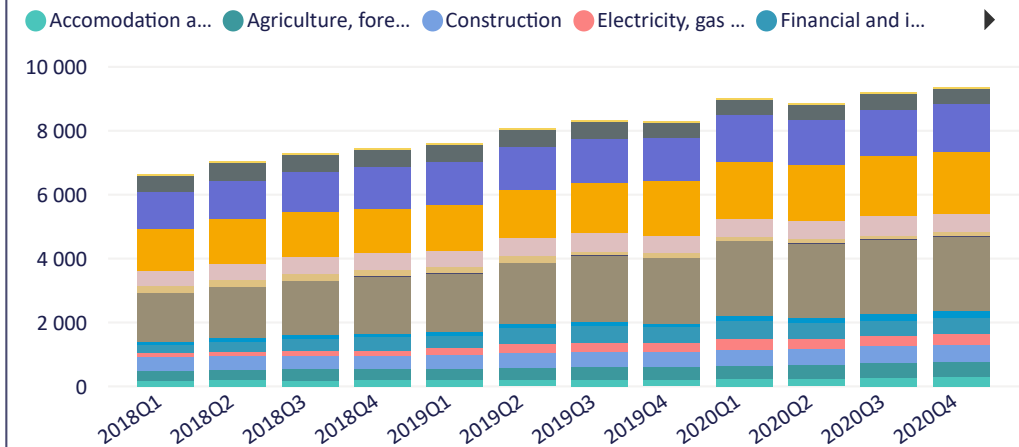
Stock of loans to non financial corporations at end of the quarter (Bn HUF) - December 2020



Distribution of loans to non financial corporations (Bn HUF, %) - December 2020



Stock of loans to non financial corporations (Bn HUF) - December 2020







**Filter** End of quarter ▼  
 December 2020 ▼



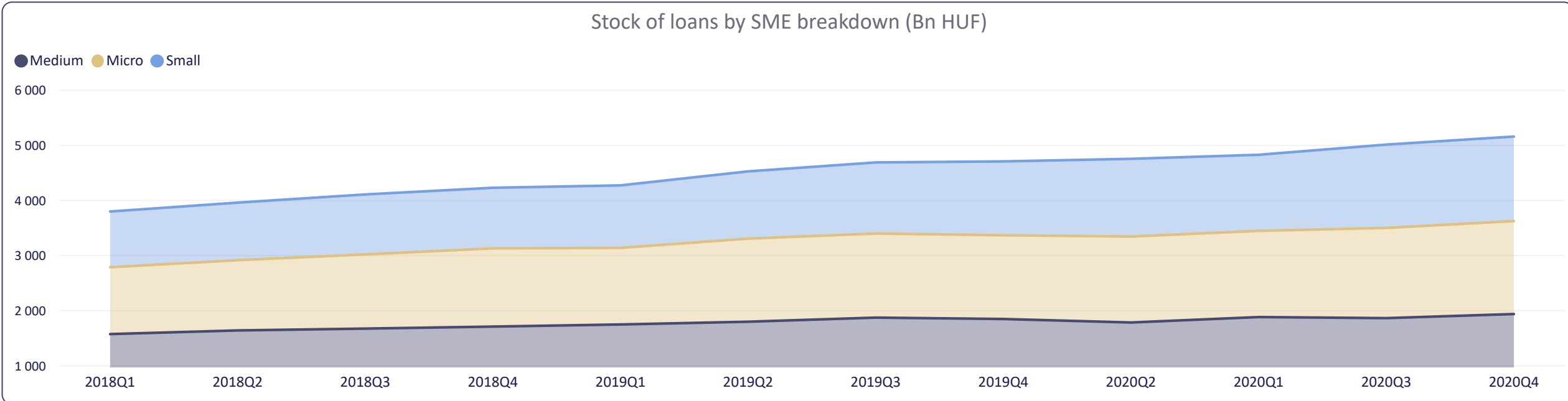

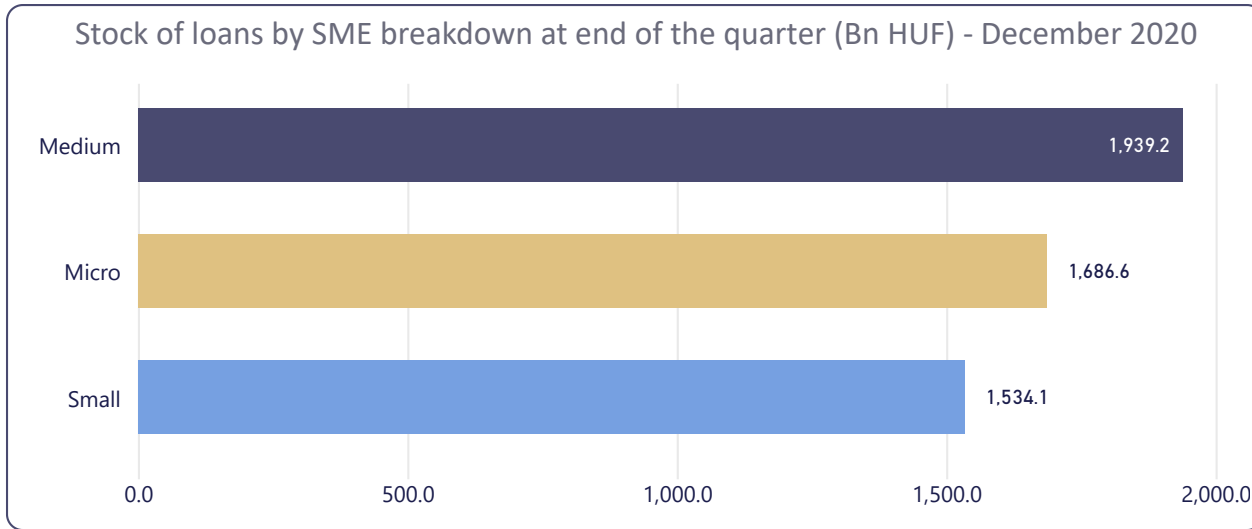
# Loans to non-financial corporations by SME breakdown

HUF     Foreign currency   
  Overdrafts     Up to 1 year     Over 1 year

Stock of loans by SME breakdown at end of the quarter (Bn HUF) - December 2020

**5,159.9** +146.1

Change form previous month (Bn HUF)

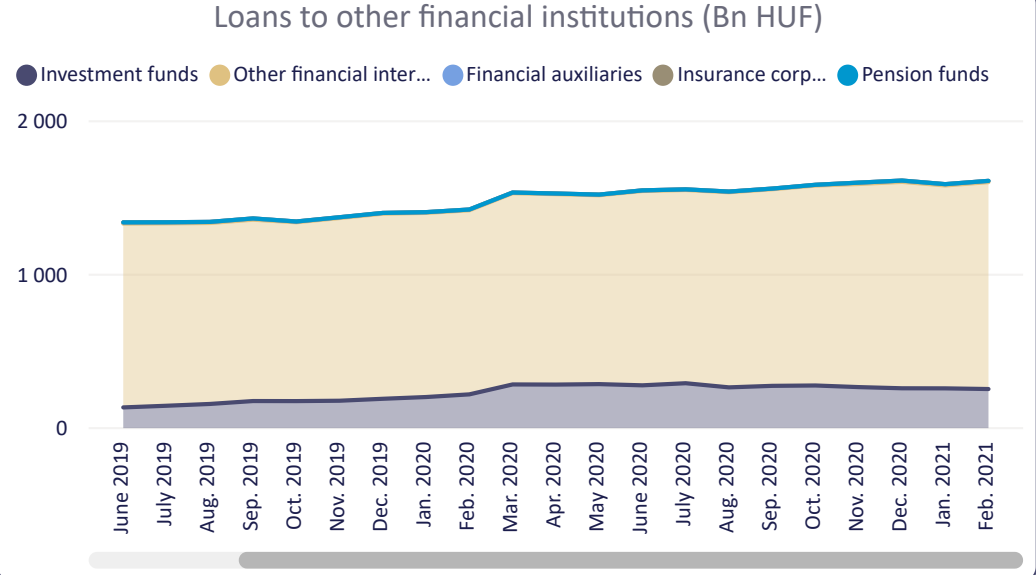
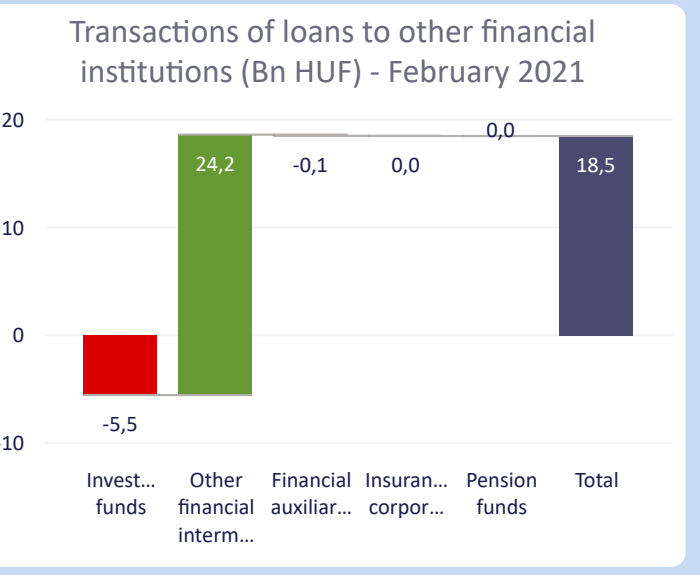
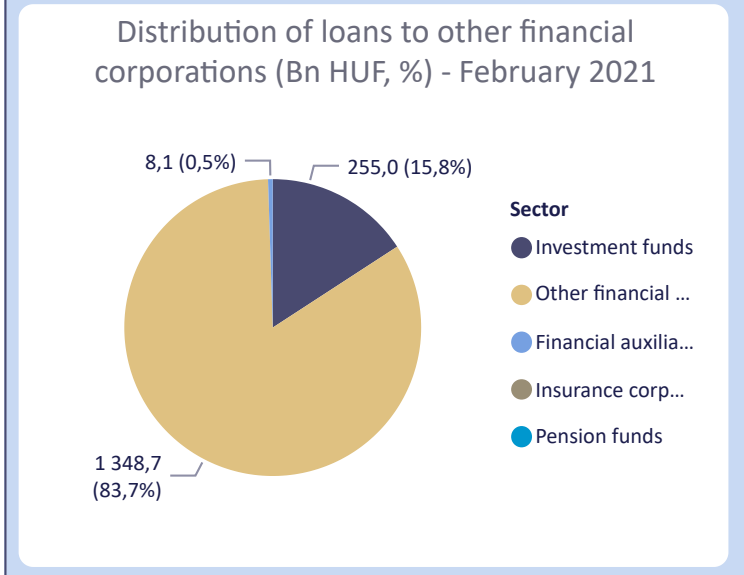
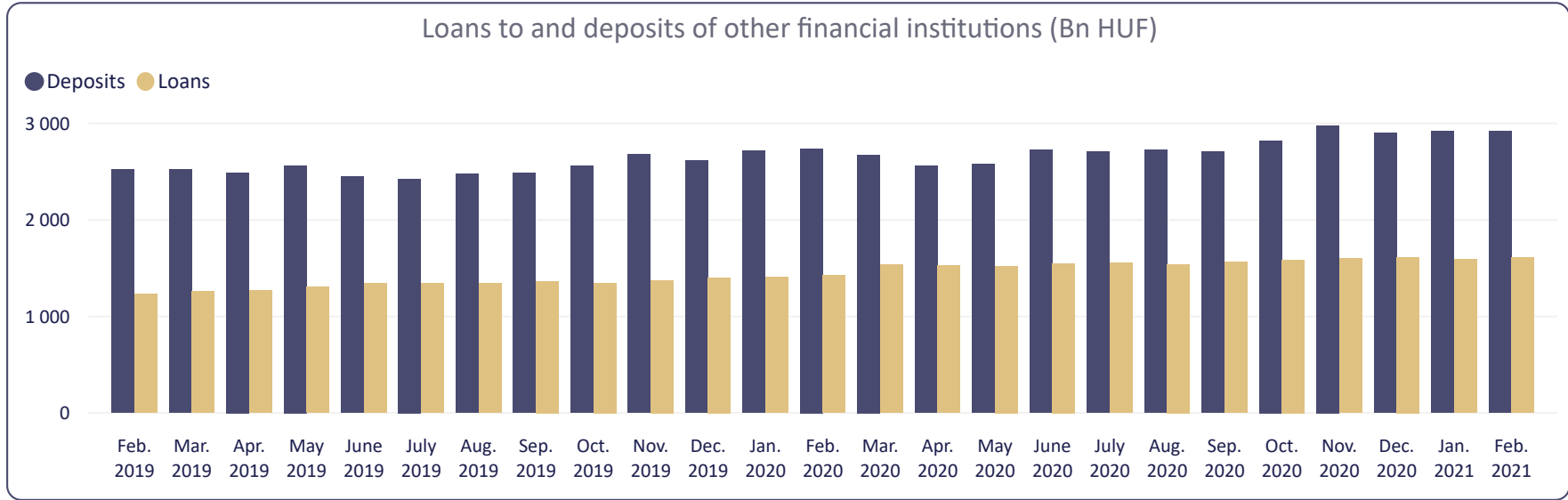
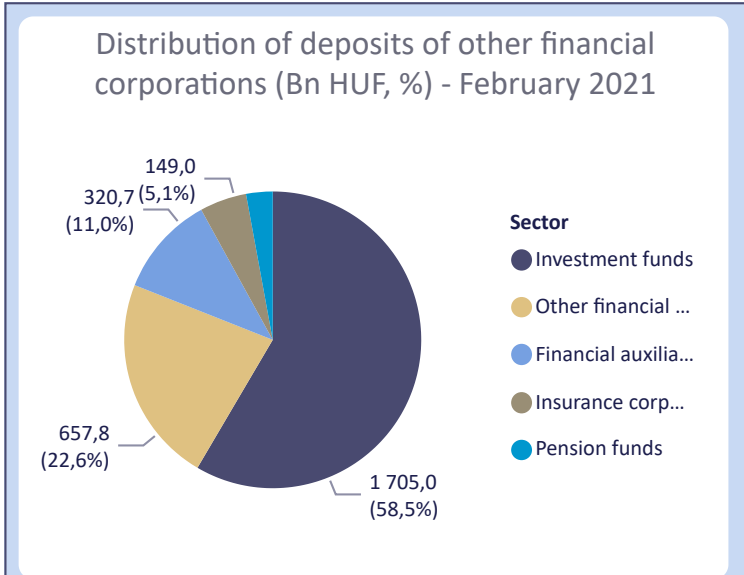




Filter Selected month ▼  
 February 2021 ▼

# Other financial institutions' loans and deposits

Investment funds    Other financial intermediaries    Financial auxiliaries    Insurance corporations    Pension funds    HUF    Foreign currency





M1 M2 M3

Filter Selected month  
February 2021



# Monetary aggregates - M1

Original value of M1 (Bn HUF) - February 2021

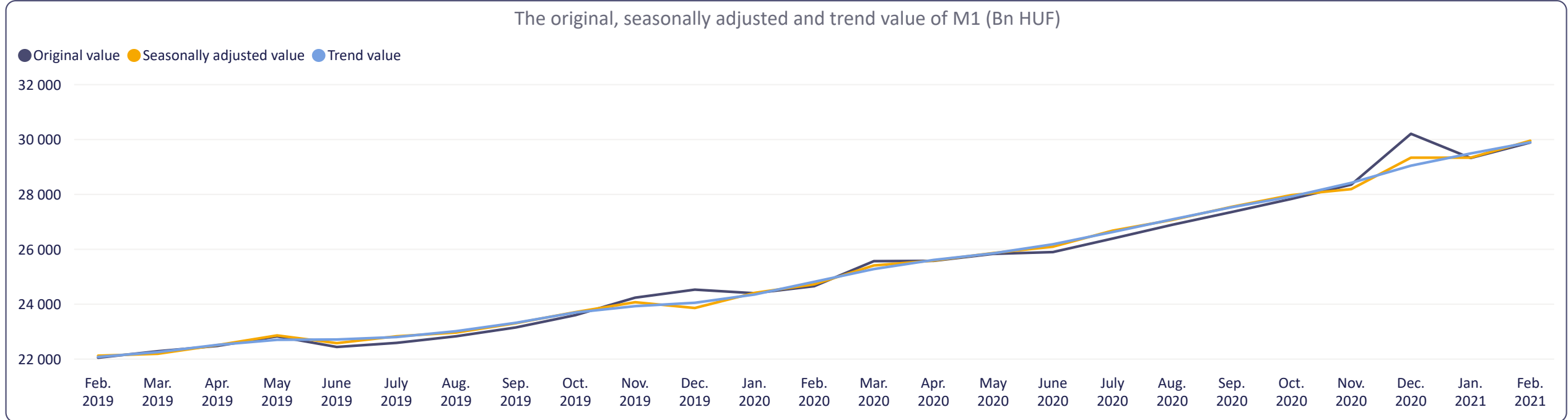
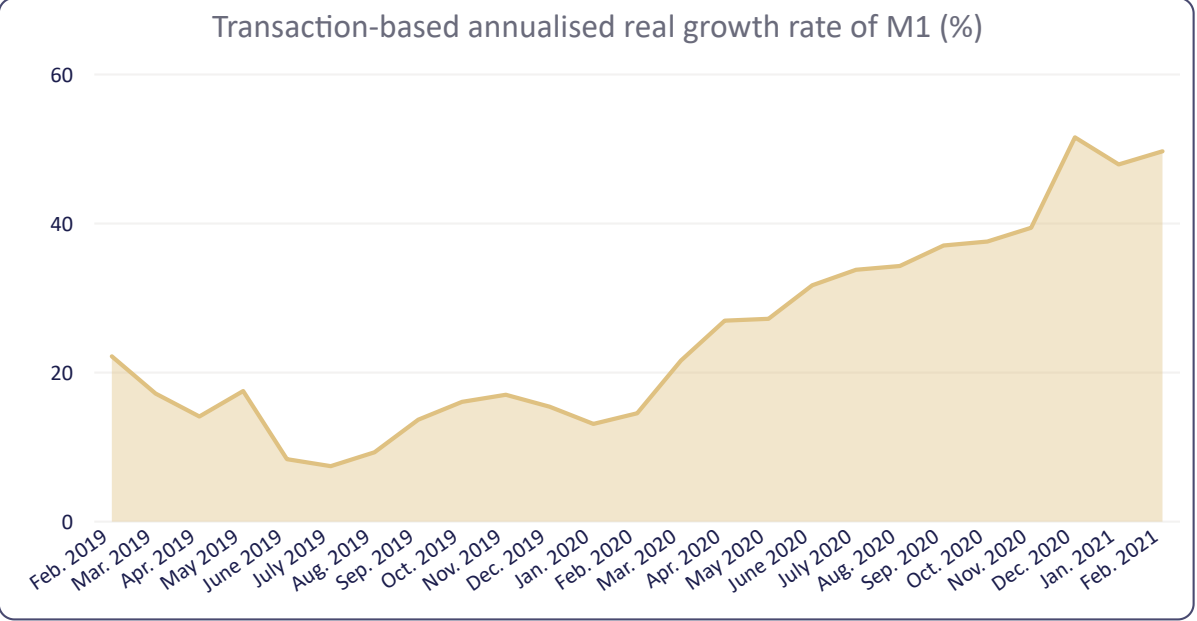
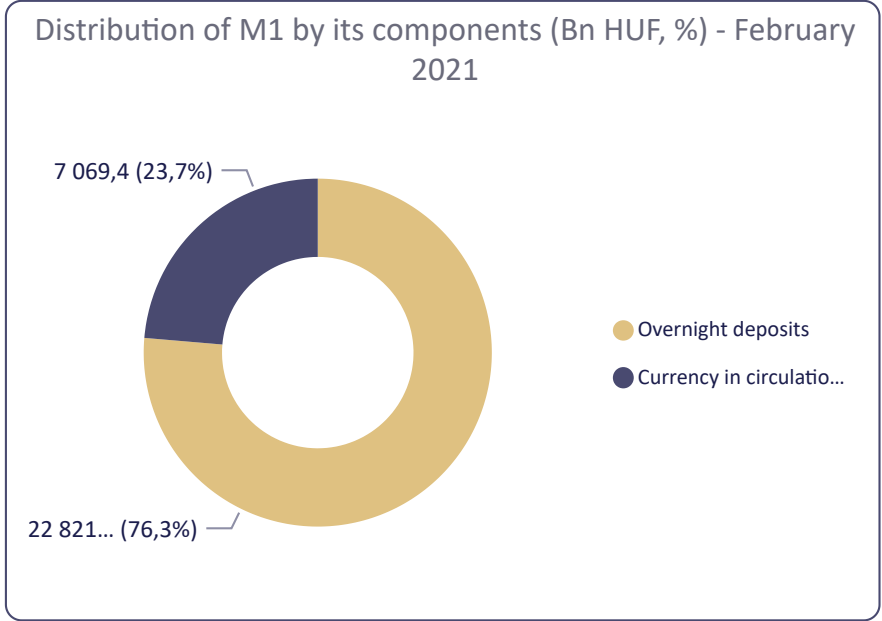
**29,891.1** +564.1

Changes from previous month (Bn HUF)

Seasonally adjusted value of M1 (Bn HUF) - February 2021

**29,956.6** +617.0

Changes from previous month (Bn HUF)





M1 M2 M3

Filter Selected month February 2021



# Monetary aggregates - M2

Original value of M2 (Bn HUF) - February 2021

**33,517.2** +587.9

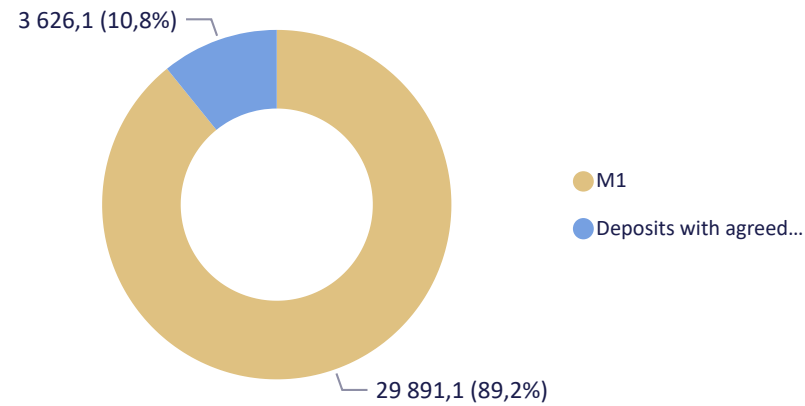
Changes from previous month (Bn HUF)

Seasonally adjusted value of M2 (Bn HUF) - February 2021

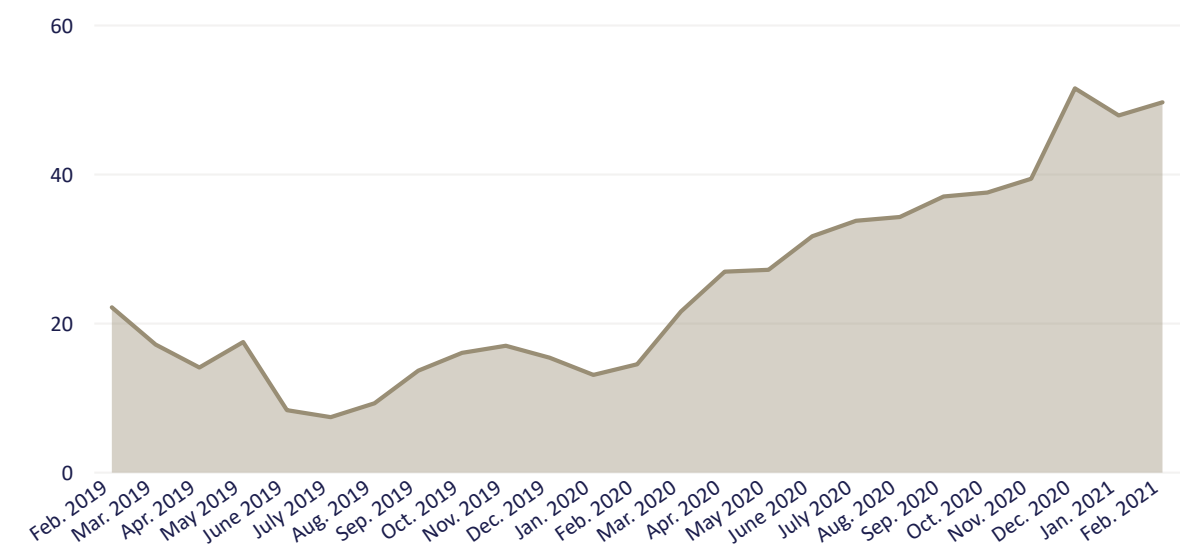
**33,505.5** +629.9

Changes from previous month (Bn HUF)

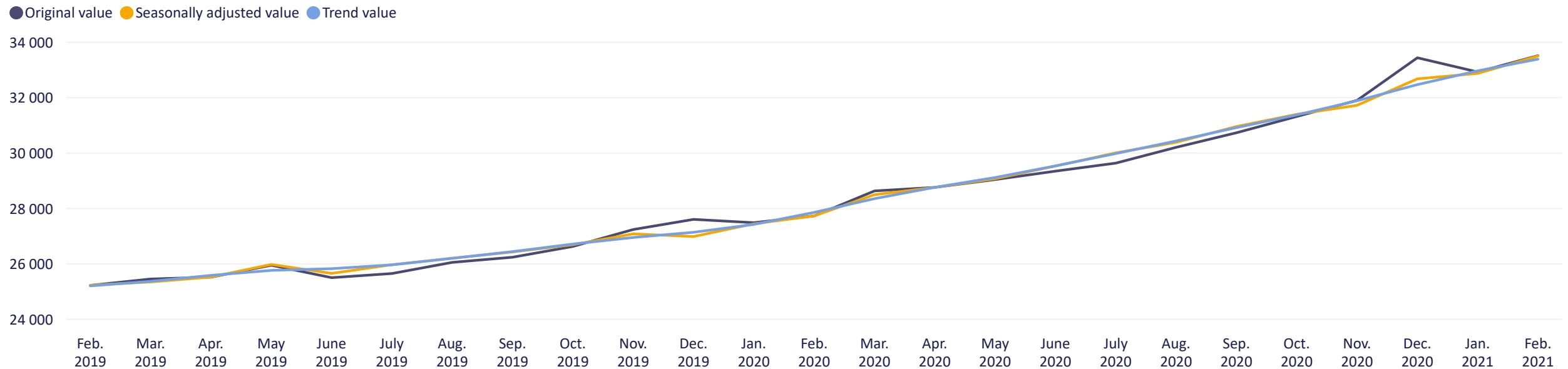
Distribution of M2 by its components (Bn HUF, %) - February 2021



Transaction-based annualised real growth rate of M2 (%)



The original, seasonally adjusted and trend value of M2 (Bn HUF)





M1 M2 M3

Filter Selected month February 2021



# Monetary aggregates - M3

Original value of M3 (Bn HUF) - February 2021

## 33,569.2

+583.3

Changes from previous month (Bn HUF)

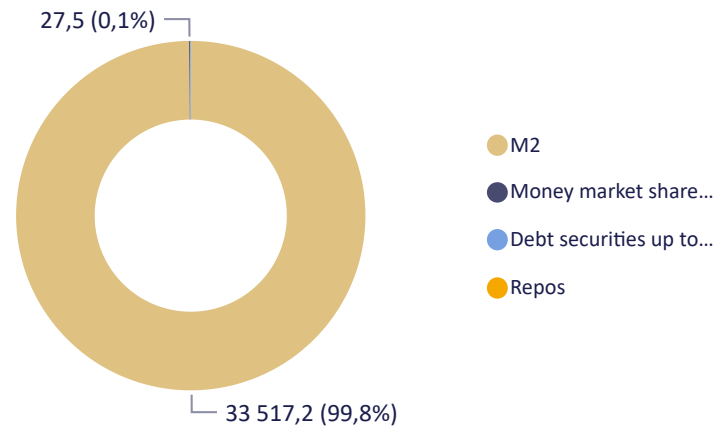
Seasonally adjusted value of M3 (Bn HUF) - February 2021

## 33,602.8

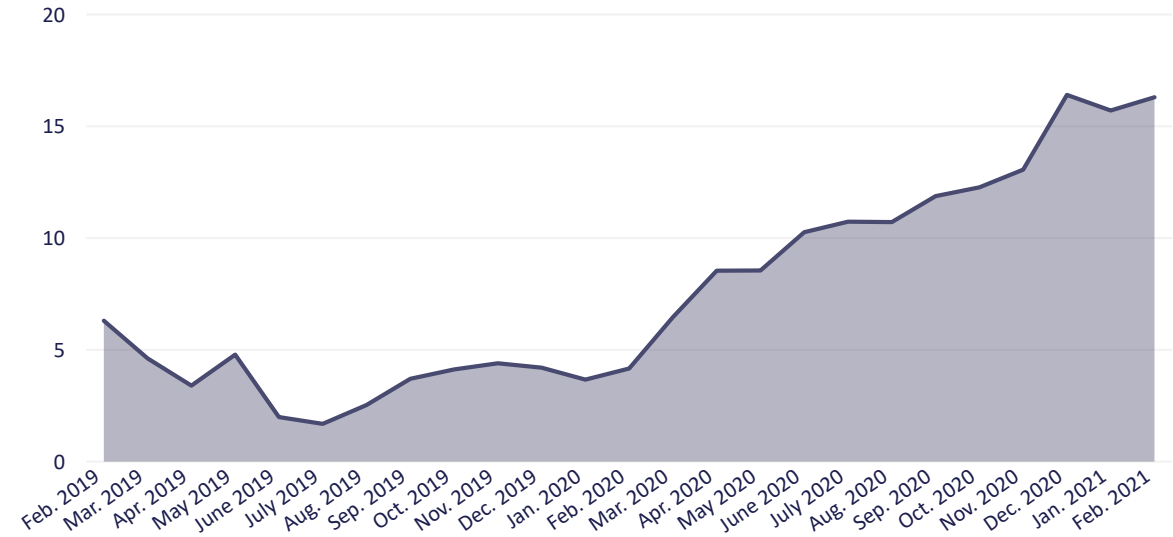
+637.1

Changes from previous month (Bn HUF)

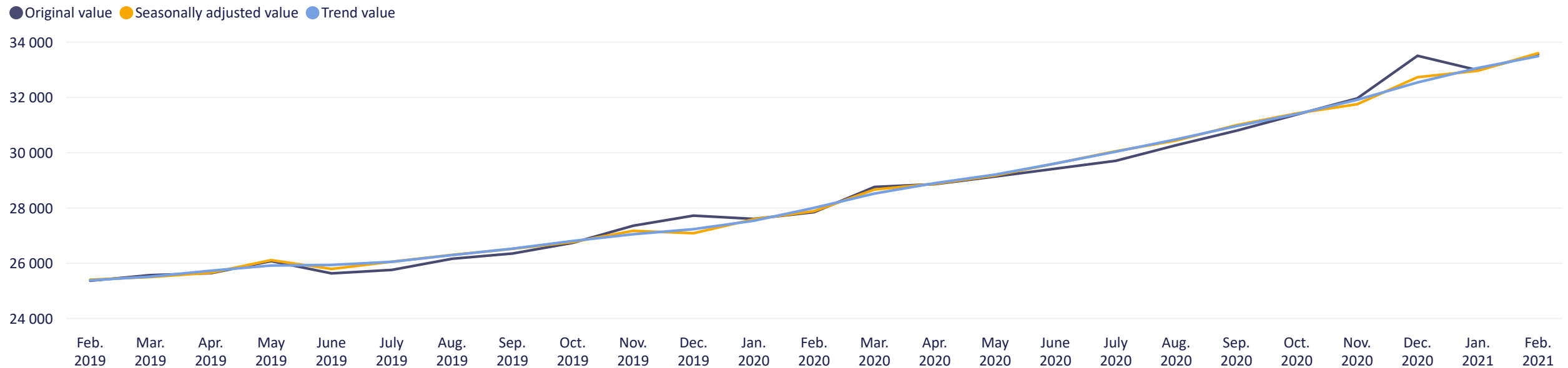
Distribution of M3 by its components (Bn HUF, %) - February 2021



Transaction-based annualised real growth rate of M3 (%)



The original, seasonally adjusted and trend value of M3 (Bn HUF)





Filter

Selected month

February 2021



General government

Non-financial corporations

Financial corporations

Closing stock - General government (Bn HUF) - February 2021

10,523.6 +157.7

Change from previous month (Bn HUF)

Closing stock - General government - HUF (Bn HUF) - February 2021

10,250.7 +168.4

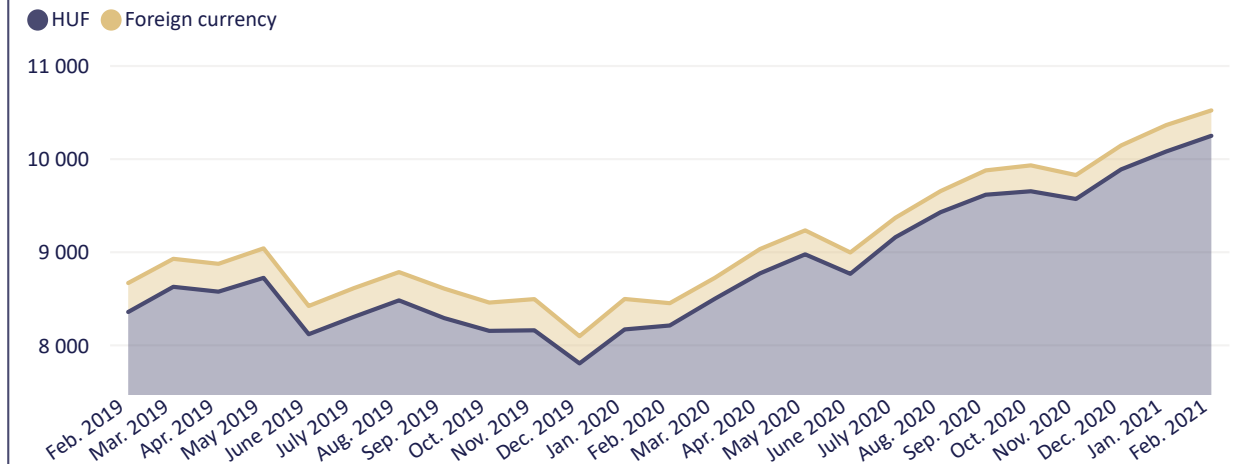
Change from previous month (Bn HUF)

Closing stock - General government - Foreign currency (Bn HUF) - February 2021

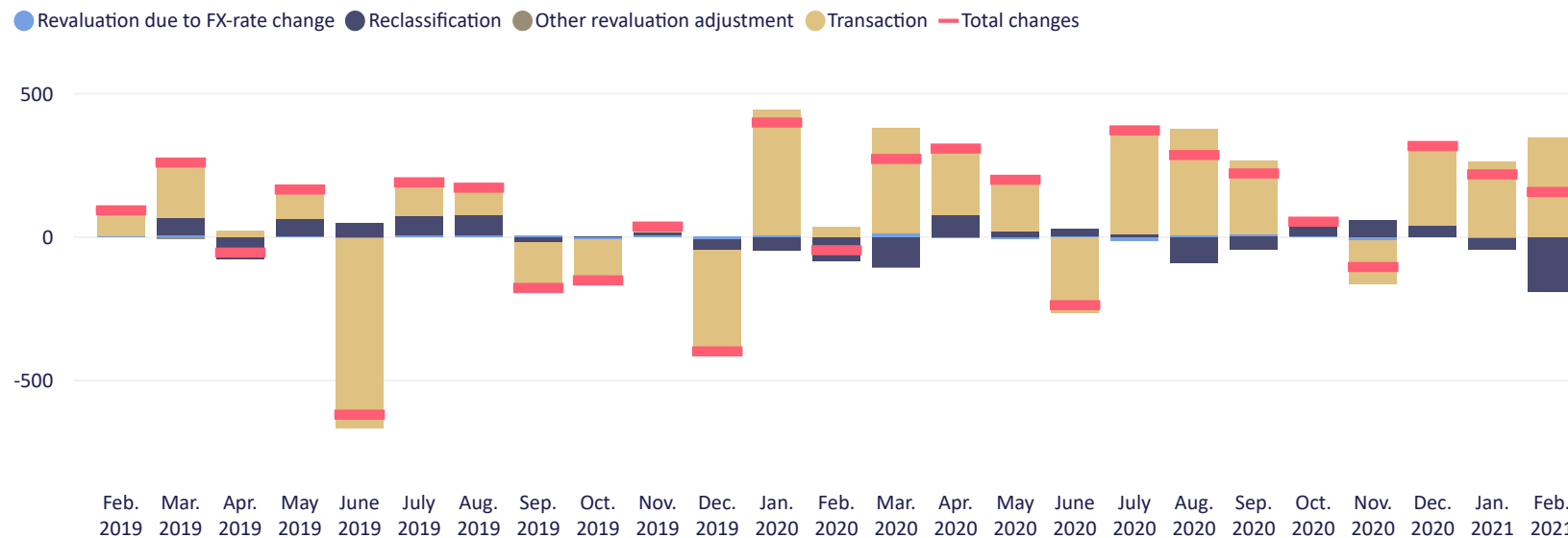
272.9 -10.7

Change from previous month (Bn HUF)

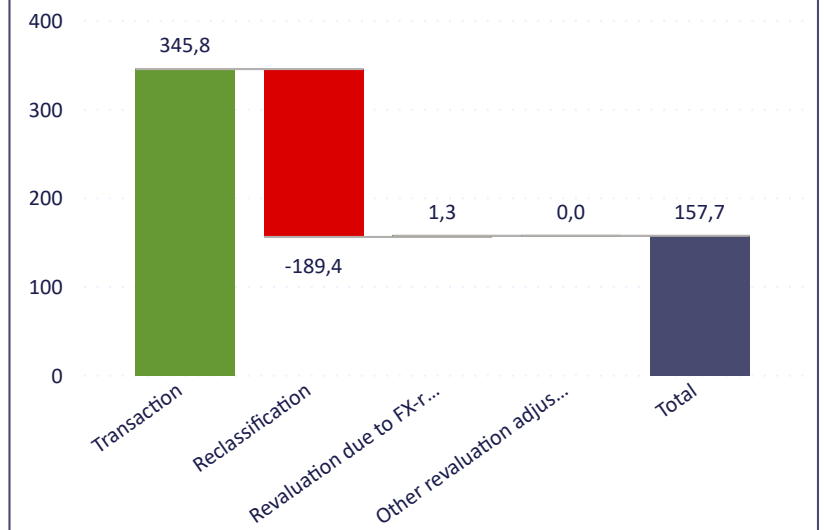
Closing stocks of debt securities issued by the general government (Bn HUF)



Components of the change in stocks of debt securities issued by the general government (Bn HUF)



Components of volume changes - General government - (Bn HUF) - February 2021



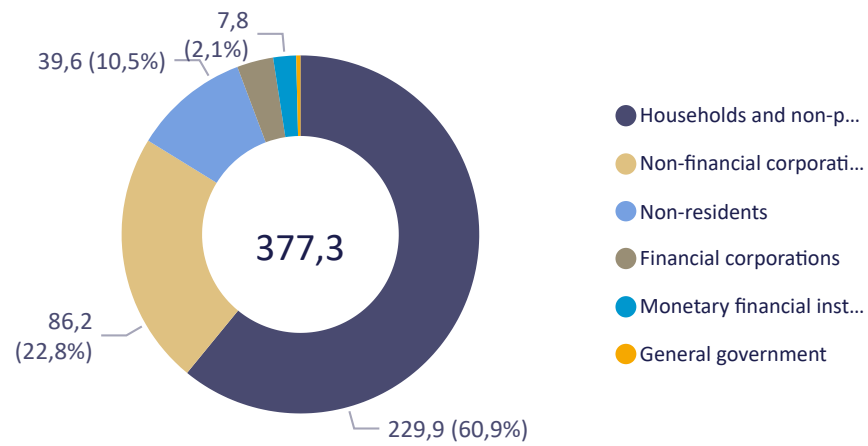


Accrued interest on MFI loans and deposits

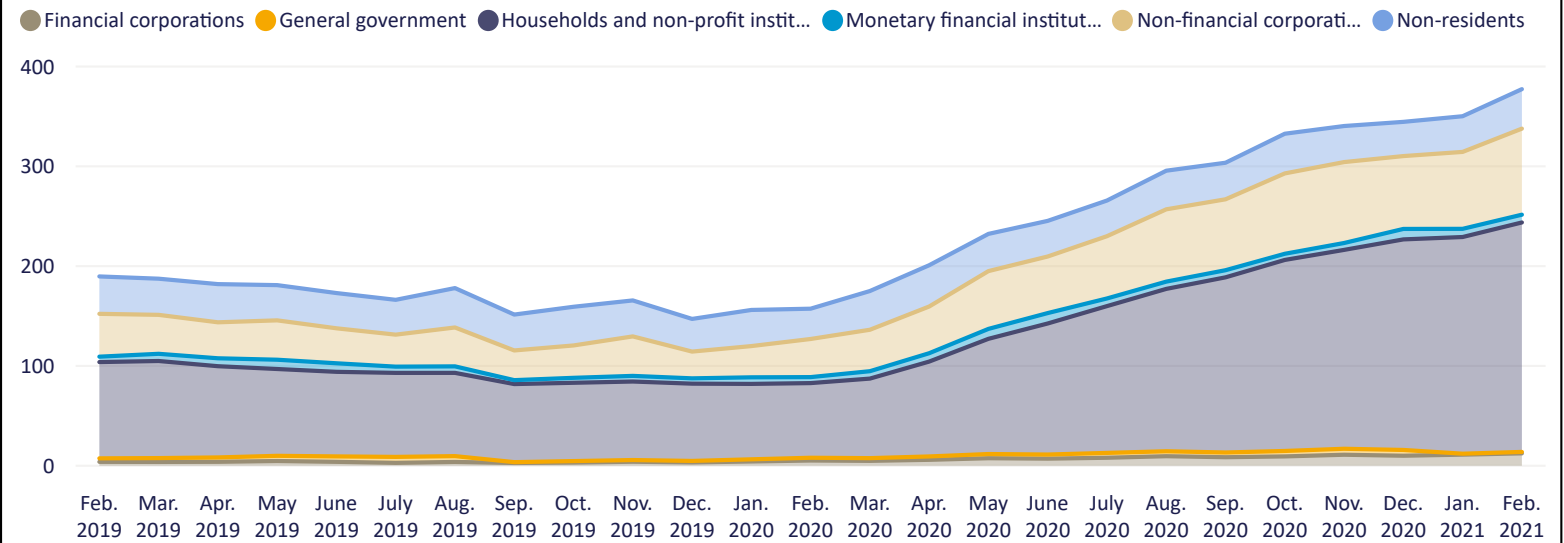
Filter Selected month ▼ ✕ i

February 2021 ▼

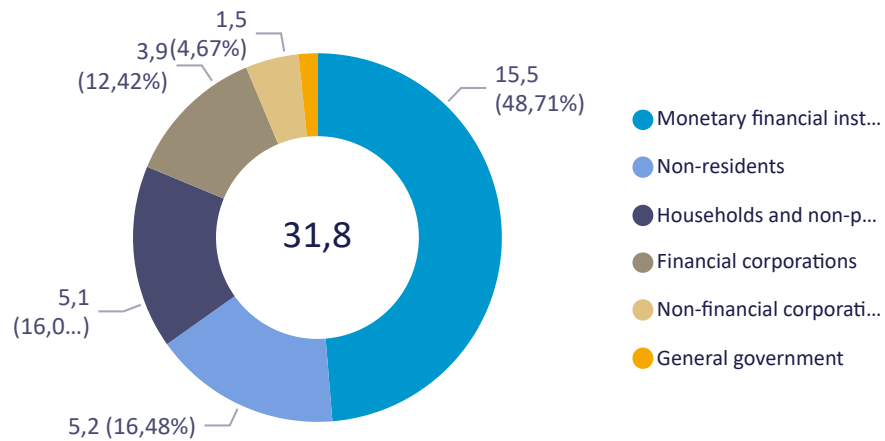
Distribution of accrued interests on loans (Bn HUF) - February 2021



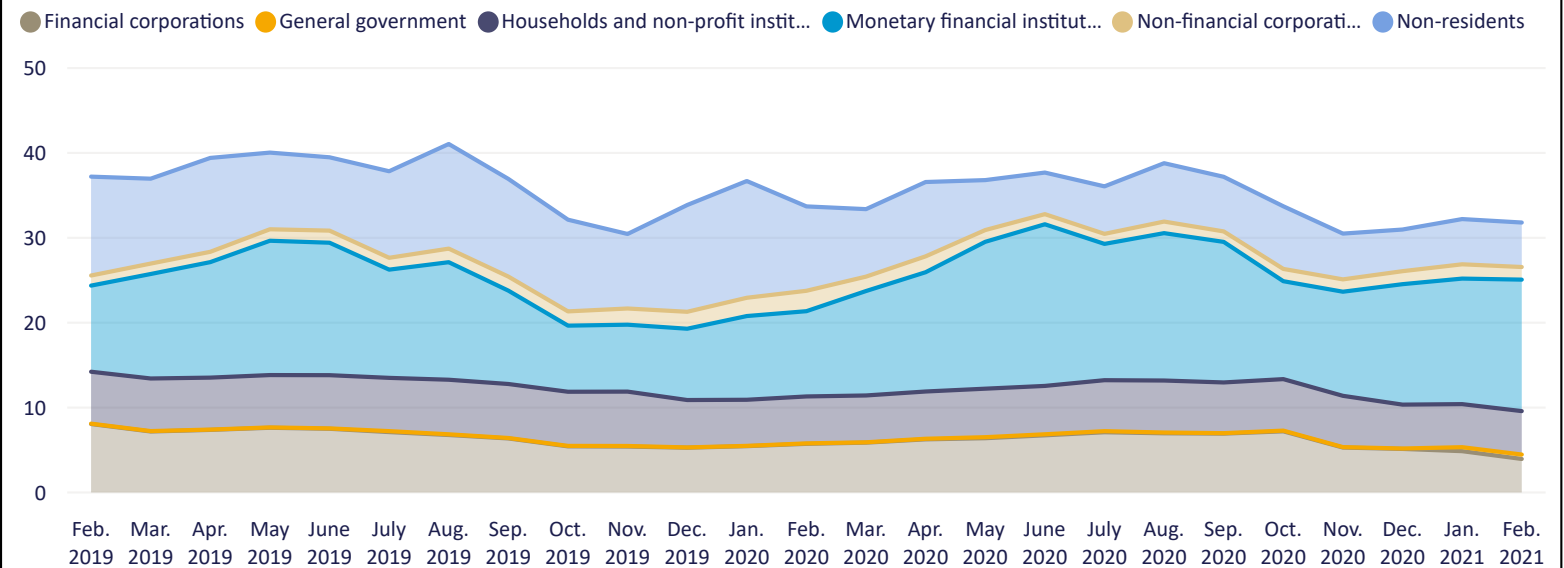
Accrued interests on loans (Bn HUF)



Distribution of accrued interests on deposits (Bn HUF) - February 2021



Accrued interests on deposits (Bn HUF)





## Other information

### Related time series

#### Time series >

Access to time series on the MNB's website: [www.mnb.hu](http://www.mnb.hu) -> EN -> Statistics -> Statistical Data and Information -> Statistical Time

[Statistics](#) -> [Statistical Data and Information](#) -> Statistical Time Series -> X. Monetary and other balance sheet statistics -> Monetary Statistics

### Notes on methodology

#### Methodological notes >

Access to methodological notes on the MNB's website: [www.mnb.hu](http://www.mnb.hu) -> EN -> Statistics -> Statistical Data and Information -> Methodological notes -> Methodological notes of aggregated balance sheet of credit institutions

### Information about the next publication

The next press release will be published on: **05 May, 2021**

#### Publication calendar >

Access to Publication calendar on the MNB's website: [www.mnb.hu](http://www.mnb.hu) -> EN -> Statistics -> Release calendar for Statistics

### Contact information

**Magyar Nemzeti Bank**  
Statistics Directorate

 Tel.: +36 1 428 2600

 Fax: + 36 1 429 8000

 Email: [sajto@mnb.hu](mailto:sajto@mnb.hu)

