



Press release on aggregated balance sheet of credit institutions

March 2021



Summary



Loans to individuals by the purpose of loans



Loans to and deposits of households and non-financial corporations



Foreign assets and liabilities



Loans to non-financial corporations by economic branches



Loans to non-financial corporations by SME



Loans to and deposits of other financial institutions



Monetary aggregates



Debt securities by sectors



Accrued interests



Other information

Monthly transaction of loans to households (Bn HUF)

114.3



Monthly transaction of households' deposits (Bn HUF)

80.5



Monthly transaction of loans to non-financial corporations (Bn HUF)

92.4



Monthly transaction of non-financial corporations' deposits (Bn HUF)

47.0



Balance sheet total (Bn HUF)

55,655.2 -285.2

Change from previous month (Bn HUF)



Aggregated balance sheet of credit institutions - March 2021

According to seasonally adjusted data, households and non-financial corporations were net borrowers due to transactions in March 2021. Both sectors increased their deposit holdings in the month under review.

The stock of **household** loans rose by HUF 103.9 billion in seasonally adjusted terms and by HUF 114.3 billion in seasonally unadjusted terms, due to transactions. According to seasonally unadjusted data, the stock of forint loans increased by HUF 114.2 billion and that of foreign currency loans was largely unchanged.

The stock of prenatal baby support loans was HUF 1191.8 billion at the end of March.

Due to transactions, total deposits of the household sector rose by HUF 109.5 billion in seasonally adjusted terms and by HUF 80.5 billion in seasonally unadjusted terms. According to seasonally unadjusted data, there were net inflows of HUF 115.1 billion into forint deposits and net outflows of HUF 34.6 billion from foreign currency deposits in the month.

Due to transactions, outstanding debt of the **non-financial corporate sector** rose by HUF 84.1 billion in seasonally adjusted terms and by HUF 92.4 billion in seasonally unadjusted terms. According to seasonally unadjusted data, the stock of forint loans rose by 96.9 billion and those of foreign currency loans fell by HUF 4.5 billion, due to transactions. Credit institutions' holdings of bonds issued by non-financial corporations rose by HUF 68.4 billion.

Excluding revaluations and other volume changes, the stock of non-financial corporations' deposits rose by HUF 102.8 billion in seasonally adjusted terms and by HUF 47.0 billion in seasonally unadjusted terms. According to seasonally unadjusted data, there were net inflows of HUF 309.6 billion into forint deposits and net outflows of HUF 262.6 billion from foreign currency deposits in the month.

In March 2021, **foreign liabilities** of credit institutions accounted for 10.4% of the sector's balance sheet total.

Components of monthly stock changes	End of February 2021	Trans- actions	Revaluation due to FX- rate change	Reclassification	Other revaluation adjustment	Total changes	End of March 2021
[-] Total assets	55 940,4	-627,3	157,3	184,8	0,0	-285,2	55 655,2
[-] 1. Non-financial corporations	9 818,2	160,9	35,8	-14,3	0,0	182,5	10 000,7
1.1 HUF loans	5 660,2	96,9	0,0	-1,3	0,0	95,6	5 755,8
1.2 FX loans	3 742,7	-4,5	35,1	-1,7	0,0	29,0	3 771,7
1.3 Securities other than shares	415,3	68,4	0,8	-11,3	0,0	57,9	473,2
[+] 2. Other financial corporations	1 632,7	17,6	3,5	1,1	0,0	22,2	1 654,9
[+] 3. Central government	10 868,4	315,6	6,1	11,2	0,0	332,8	11 201,2
[+] 4. Local governments	171,9	-7,2	0,0	0,0	0,0	-7,2	164,7
[-] 5. Households	8 208,2	114,3	0,2	-0,9	0,1	113,5	8 321,7
5.1 HUF loans	8 179,9	114,2	0,0	-0,9	0,1	113,4	8 293,3
5.2 FX loans	28,2	0,0	0,2	0,0	0,0	0,1	28,3
[+] 6. Non-residents	7 875,4	-246,8	92,2	-1,1	-0,1	-155,8	7 719,6
[+] 7. Remaining assets	17 365,7	-981,7	19,6	188,8	0,0	-773,2	16 592,5
[-] Total liabilities	55 940,4	-627,3	157,3	184,7	0,0	-285,2	55 655,2
[-] 8. Non-financial corporations	11 943,2	47,0	47,5	0,0	0,1	94,6	12 037,8
8.1 HUF deposits	8 108,8	309,6	0,0	0,0	0,0	309,6	8 418,4
8.2 FX deposits	3 834,4	-262,6	47,5	0,0	0,1	-215,0	3 619,4
[+] 9. Other financial corporations	2 917,5	2,9	12,9	0,0	0,0	15,8	2 933,4
[+] 10. Central government	977,1	-86,5	0,3	0,0	0,0	-86,2	891,0
[+] 11. Local governments	777,8	203,9	0,1	0,0	0,0	204,0	981,8
[-] 12. Households	11 447,2	80,5	22,7	0,0	0,2	103,4	11 550,6
12.1 HUF deposits	9 845,8	115,1	0,0	0,0	0,1	115,2	9 961,0
12.2 FX deposits	1 601,5	-34,6	22,7	0,0	0,1	-11,8	1 589,6
[+] 13. Debt securities issued (held by residents)	2 351,2	39,1	2,7	-3,3	0,0	38,5	2 389,7
[+] 14. Non-residents	6 668,9	-948,1	72,2	0,4	-0,3	-875,9	5 793,0
[+] 15. Remaining liabilities	18 857,4	33,9	-0,9	187,7	0,0	220,6	19 078,0

* The data reflect the effects of the Covid-19 pandemic and the government measures taken in response (e.g. the repayment moratorium).



Filter

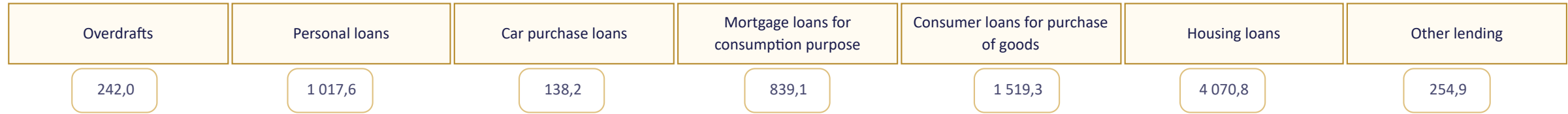
Selected month

March 2021

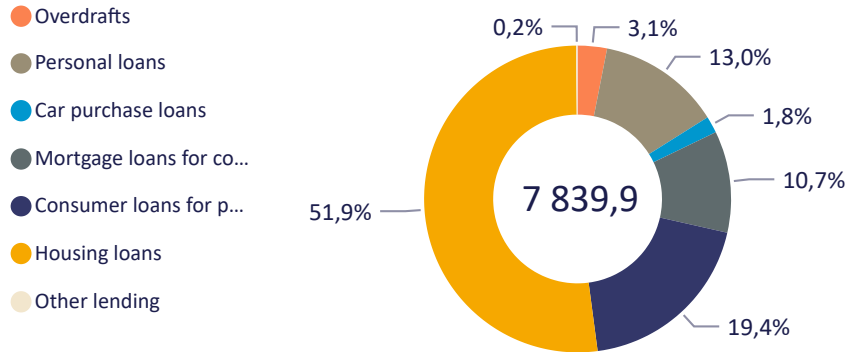


Loans to individuals by the purpose of loan

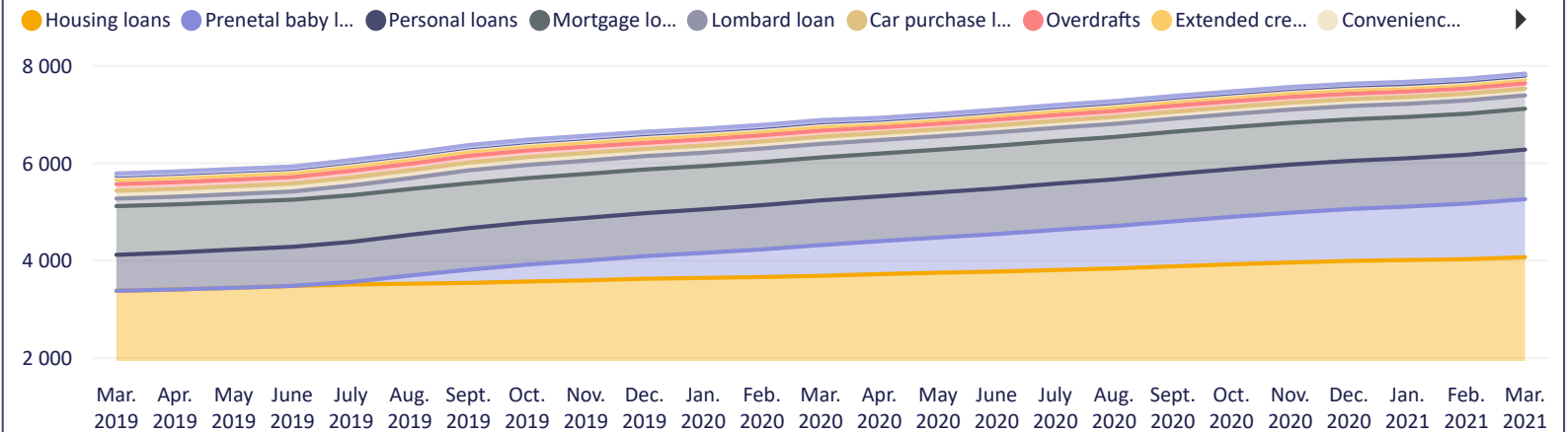
Monthly stocks by the purpose of loan



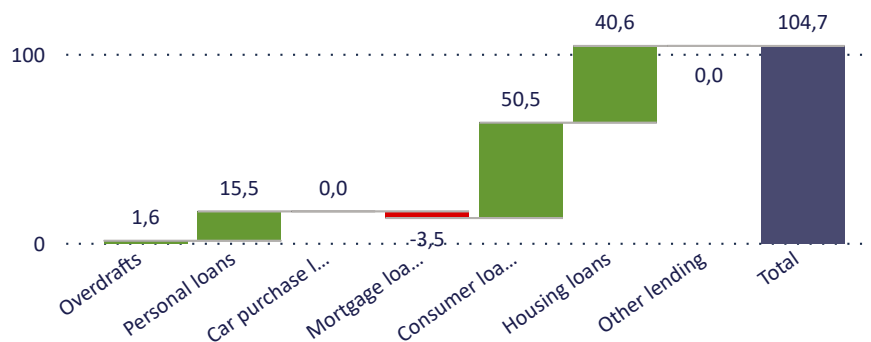
Distribution of stock at the end of the month by the purpose of loan (Bn HUF, %) - March 2021



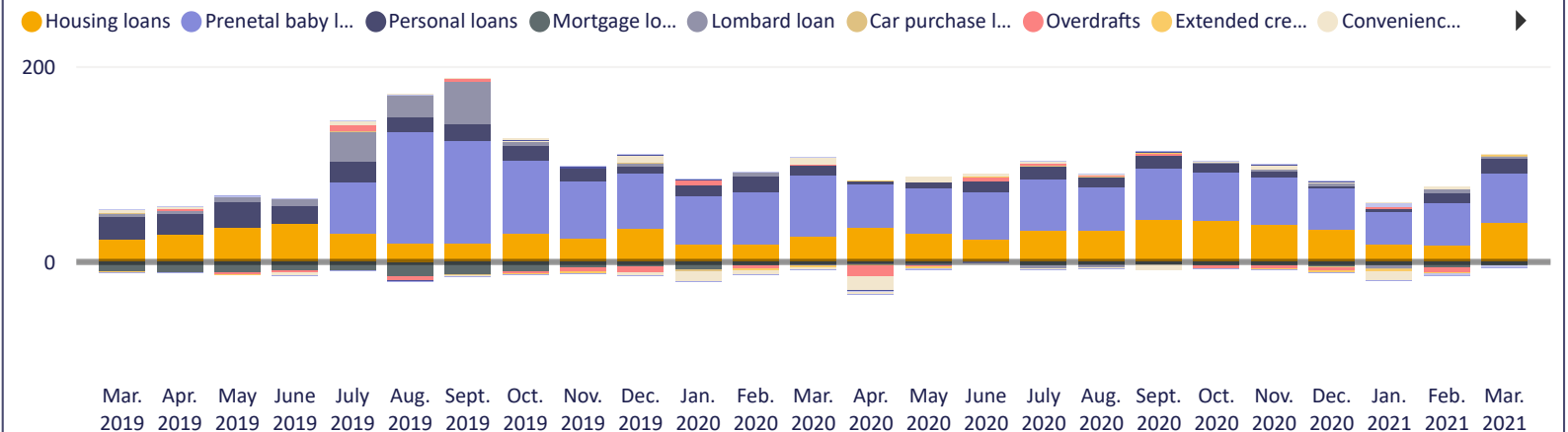
Loans to individuals - Stock at the end of the month (Bn HUF)



Monthly transactions by the purpose of loan (Bn HUF) - March 2021



Loans to individuals - Monthly transactions (Bn HUF)





Aggregated balance sheet of credit institutions

Loans to and deposits of households and non-financial corporations

Stocks, transactions | Annualized growth rate

Filter March 2019 - March 2021

Households | Non-financial corporations

Total | HUF | Foreign currency

Households - Ratio of loans and deposits (%) - March 2021

72.0 +0.3

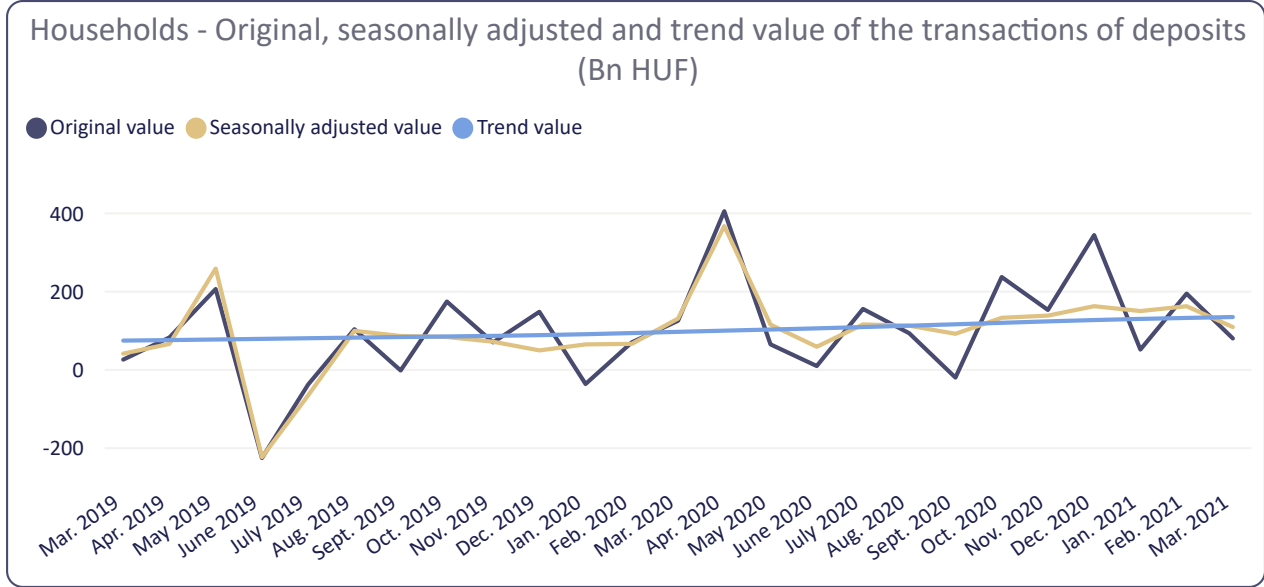
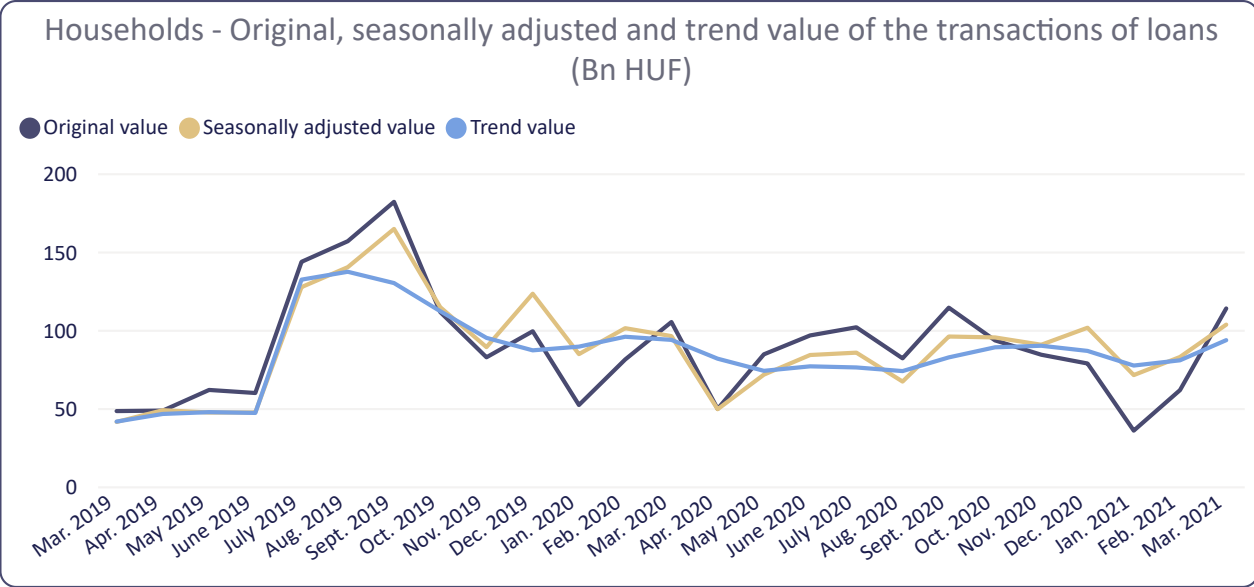
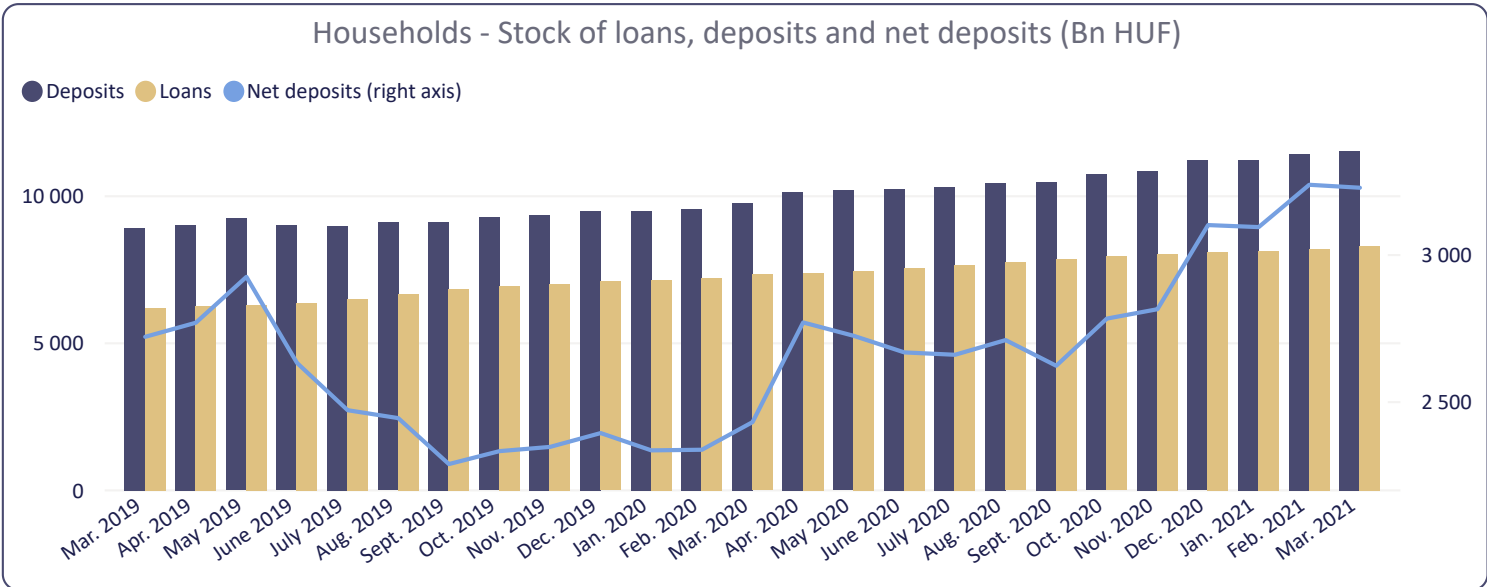
Change from previous month (percentpoint)

Households - Seasonally adjusted value of the monthly transaction of loans (Bn HUF) - March 2021

103.9

Households - Seasonally adjusted value of the monthly transaction of deposits (Bn HUF) - March 2021

109.5





Stocks, transactions | Annualized growth rate

Filter March 2019 - March 2021

Households | **Non-financial corporations**

Total | HUF | Foreign currency

Non-financial corporations - Ratio of loans and deposits (%) - March 2021

79.1 +0.4

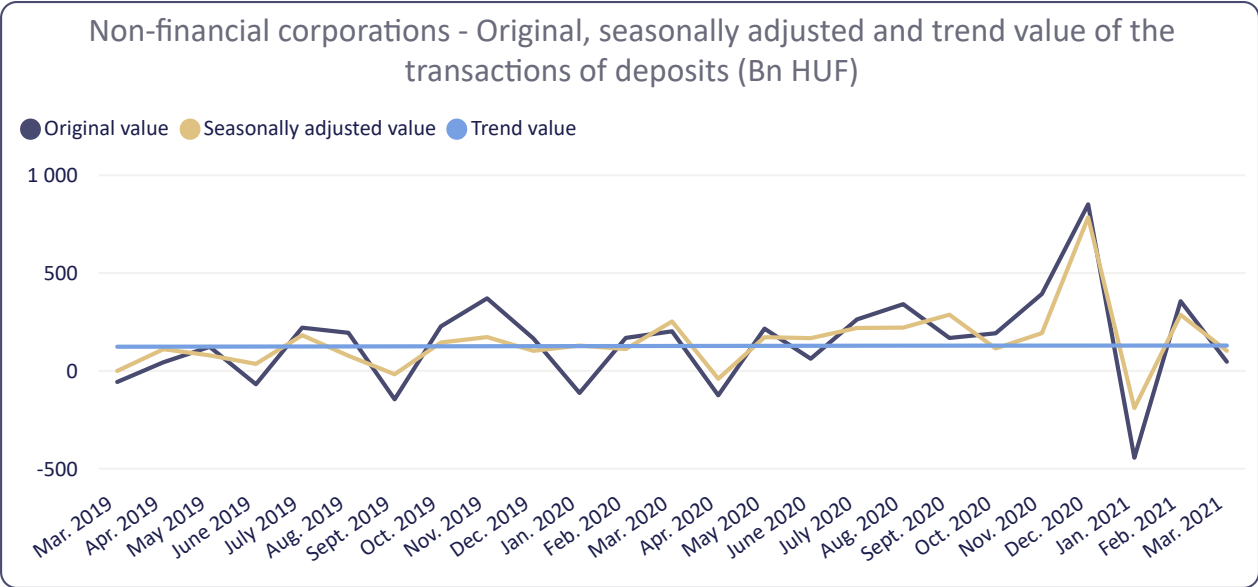
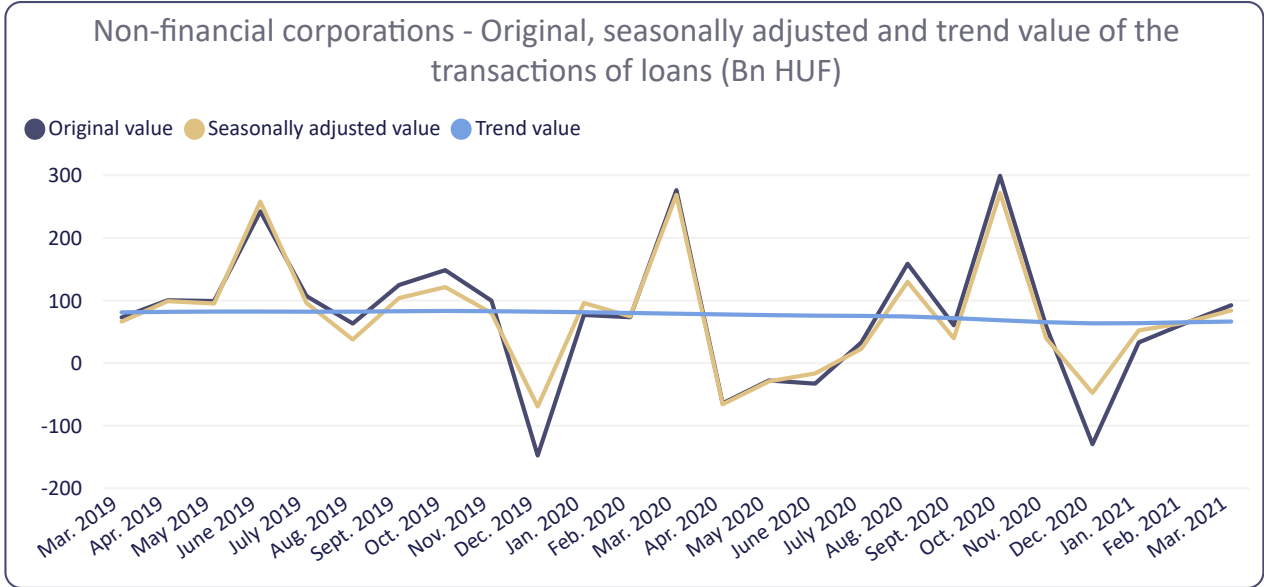
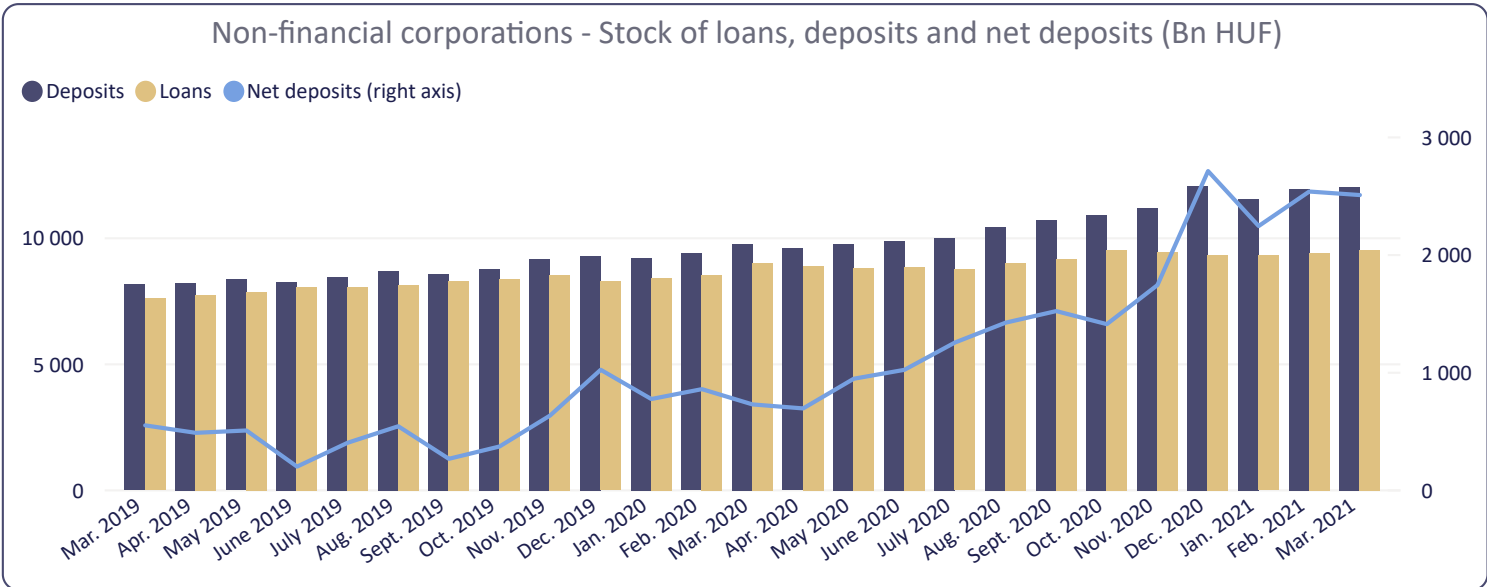
Change from previous month (percentpoint)

Non-financial corporations - Seasonally adjusted value of the monthly transaction of loans (Bn HUF) - March 2021

84.1

Non-financial corporations - Seasonally adjusted value of the monthly transaction of deposits (Bn HUF) - March 2021

102.8





Aggregated balance sheet of credit institutions

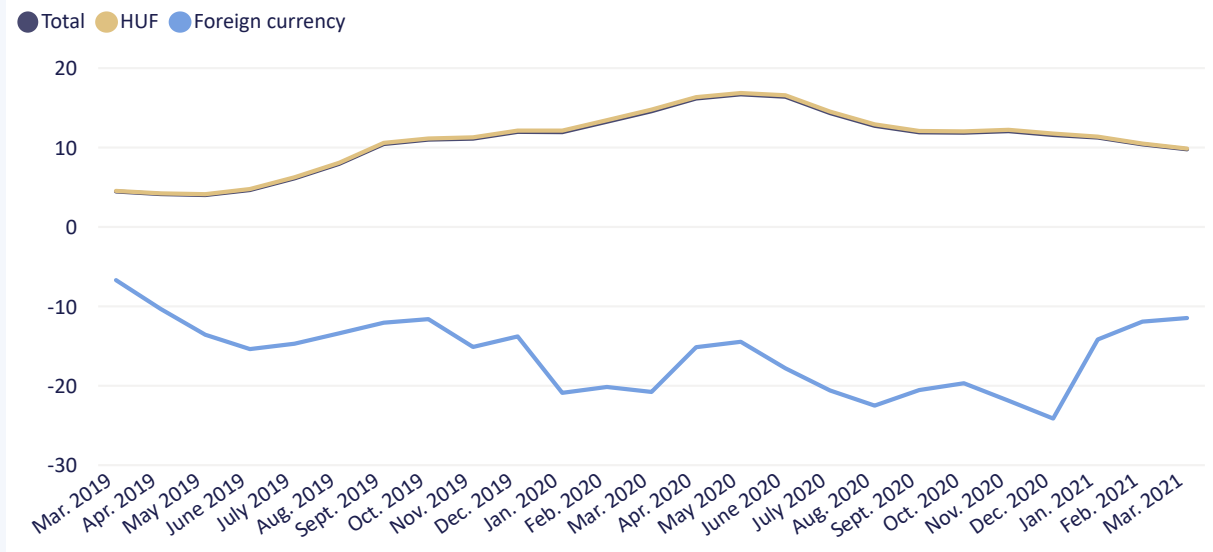
Transaction-based annualised real growth rate of households' and non-financial corporations' loans and deposits

Stocks, transactions **Annualised growth rate**

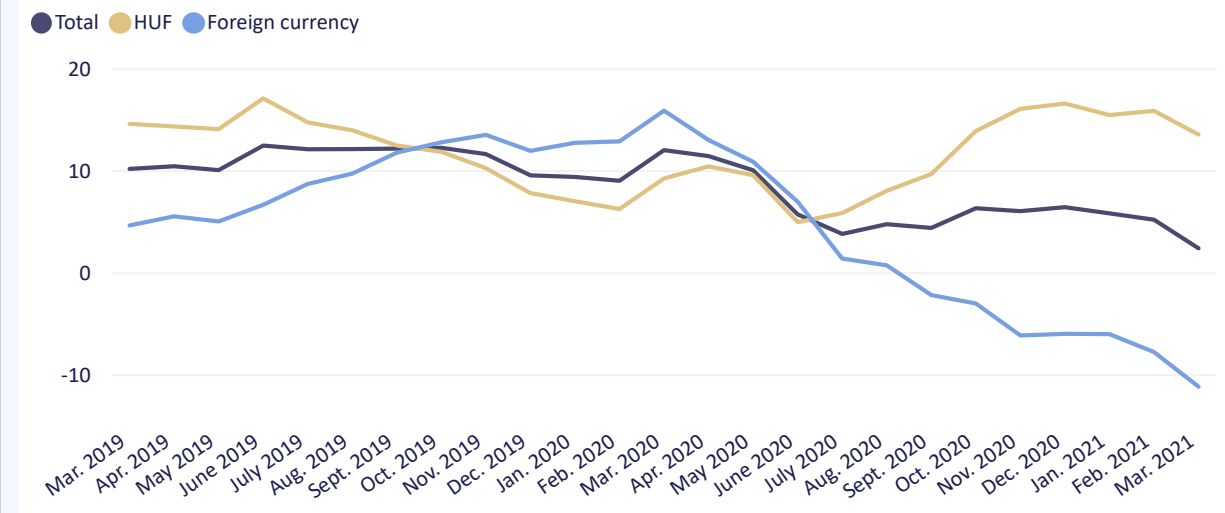
Filter March 2019 - March 2021



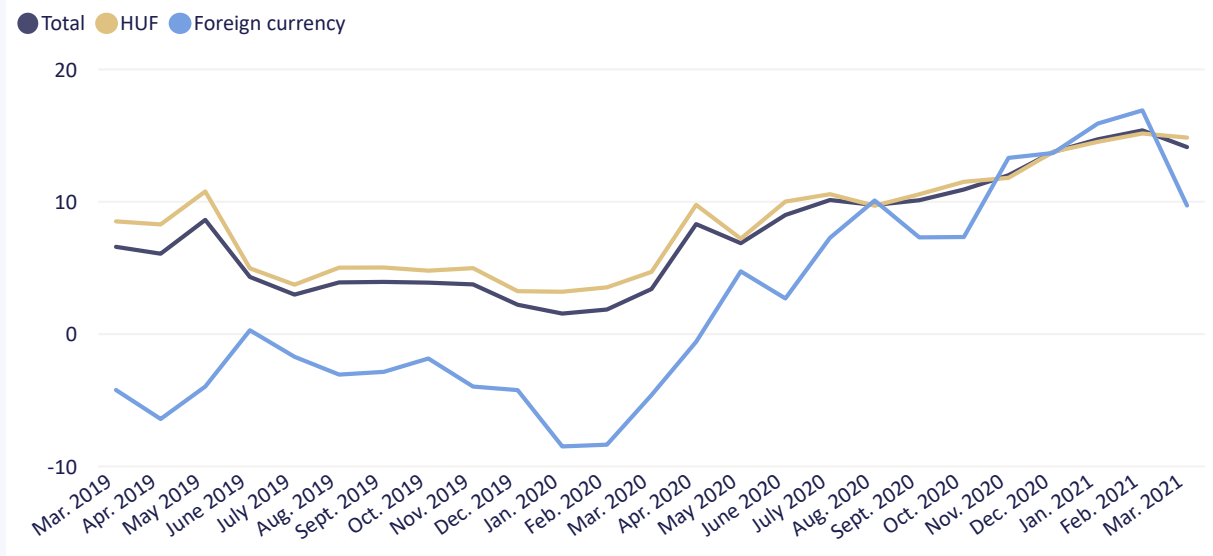
Transaction-based annualised real growth rate of loans to households (%)



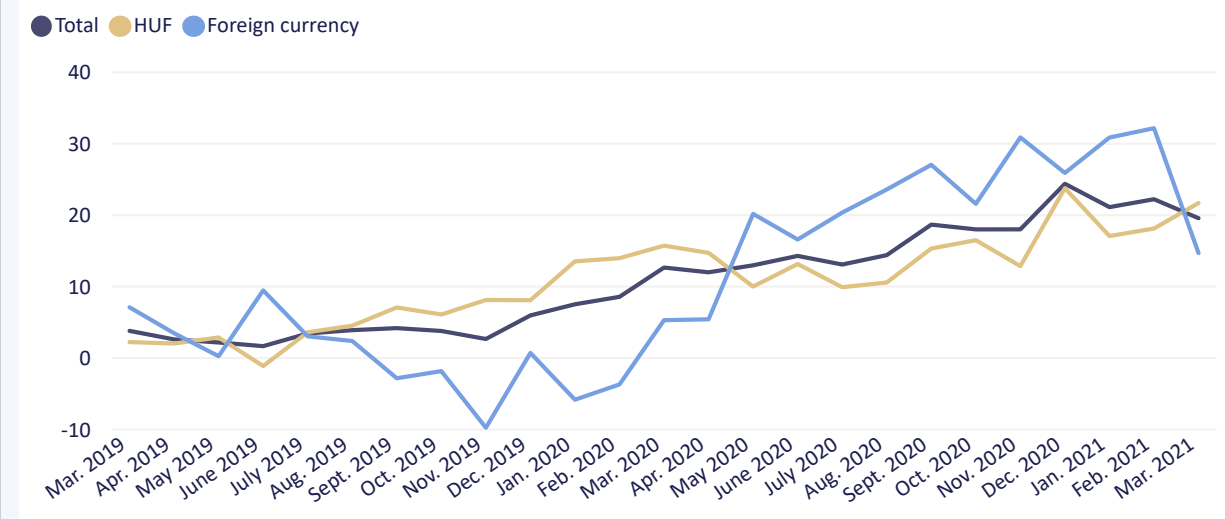
Transaction-based annualised real growth rate of loans to non-financial corporations (%)



Transaction-based annualised real growth rate of the deposits of households (%)



Transaction-based annualised real growth rate of the deposits of non-financial corporations (%)





Filter March 2019 - March 2021



Foreign assets and liabilities

Foreign assets as percentage of the balance sheet total (%) - March 2021

14.0 -0.2

Change from previous month (percentpoint)



Foreign liabilities as percentage of the balance sheet total (%) - March 2021

10.4 -1.5

Change from previous month (percentpoint)



The stock of foreign assets at the end of the month (Bn HUF) - March 2021

7,814.6 -152.4

Change from previous month (Bn HUF)



The stock of foreign liabilities at the end of the month (Bn HUF) - March 2021

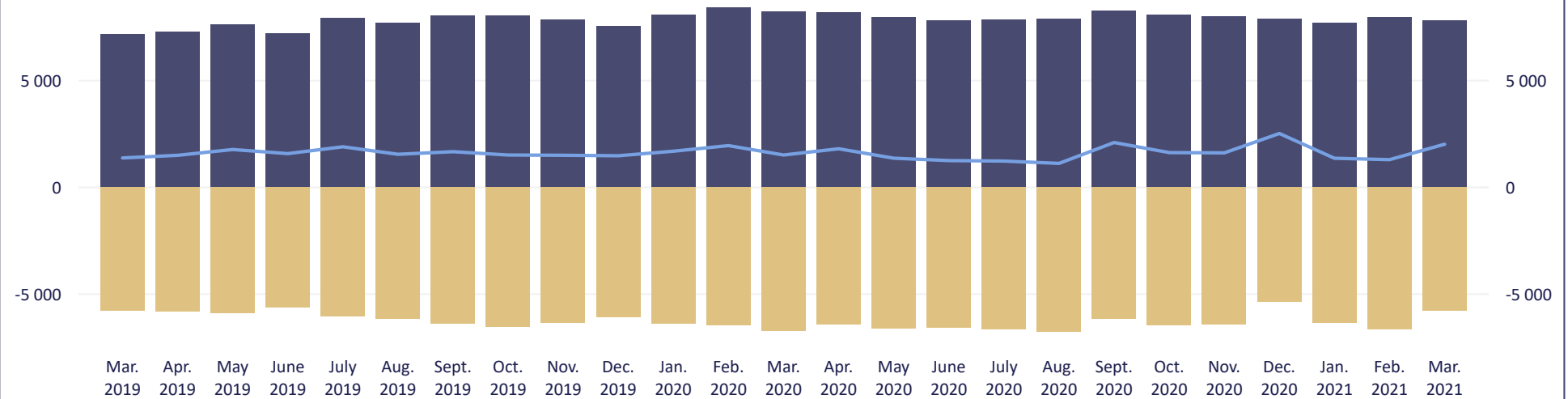
5,793.0 -875.9

Change from previous month (Bn HUF)



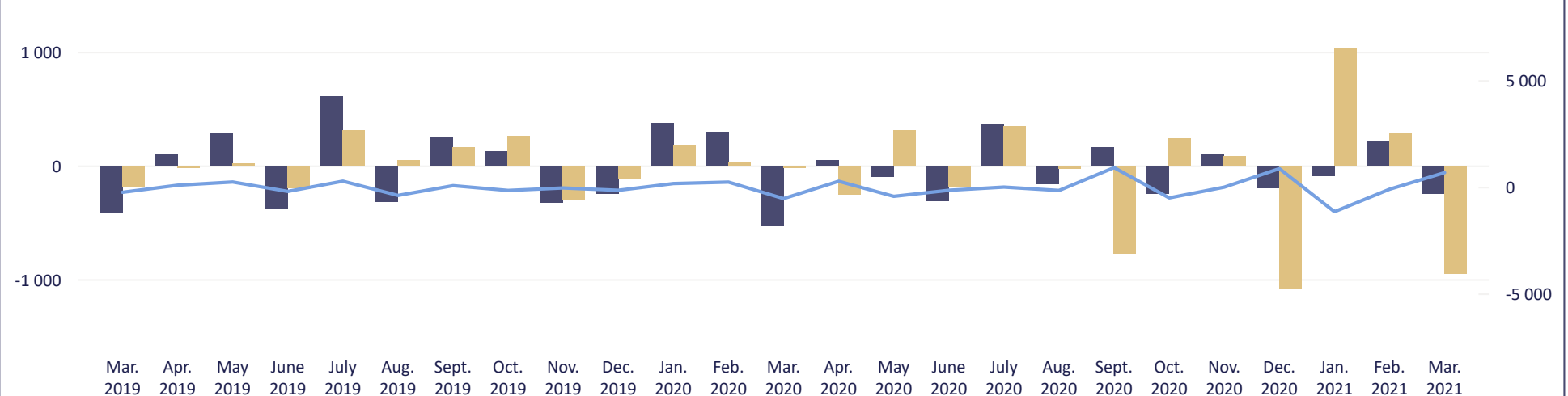
The stock of foreign assets, foreign liabilities and net foreign assets at the end of the months (Bn HUF)

● Foreign assets ● Foreign liabilities ● Net foreign assets (right axis)



Monthly transactions of foreign assets, foreign liabilities and net foreign assets (Bn HUF)

● Foreign assets ● Foreign liabilities ● Net foreign assets (right axis)





Filter

End of quarter

December 2020



Loans to non-financial corporations by economic branches

HUF

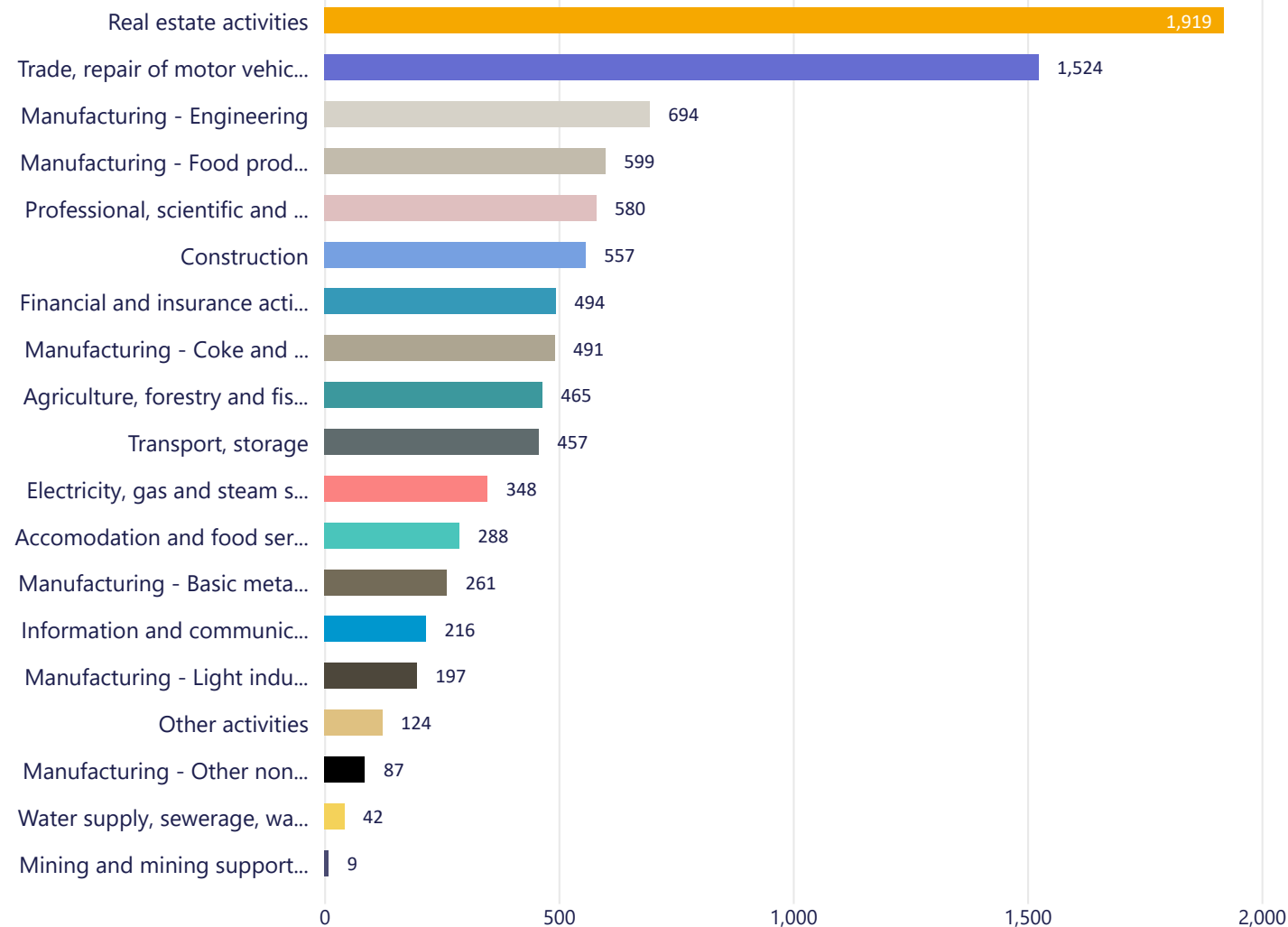
Foreign currency

Overdrafts

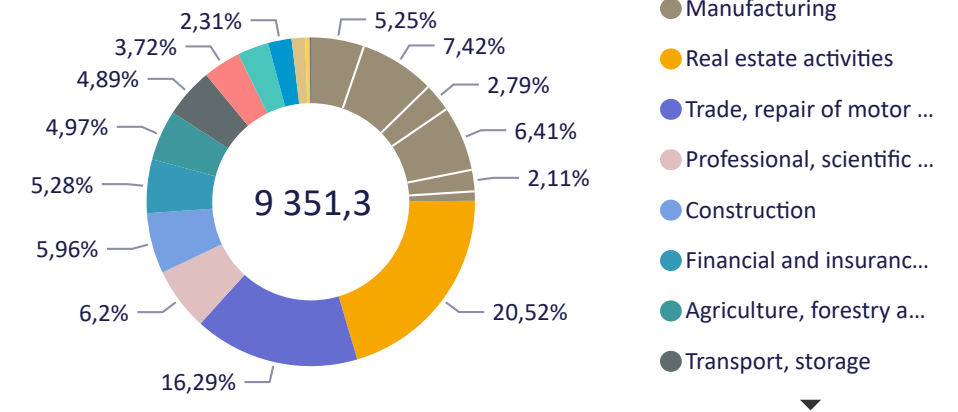
Up to 1 year

Over 1 year

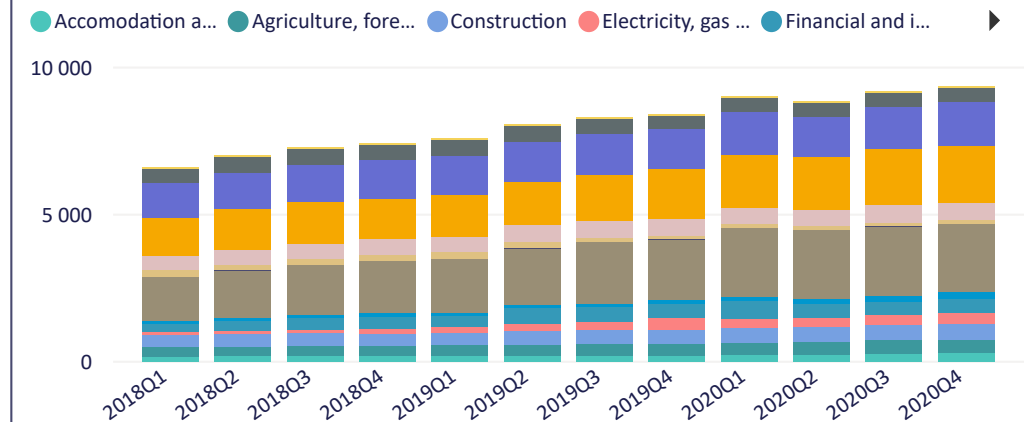
Stock of loans to non financial corporations at end of the quarter (Bn HUF) - December 2020



Distribution of loans to non financial corporations (Bn HUF, %) - December 2020



Stock of loans to non financial corporations (Bn HUF) - December 2020



* Stocks for the end of the current quarter are published with data for the first month after the end of the quarter.





Filter End of quarter December 2020

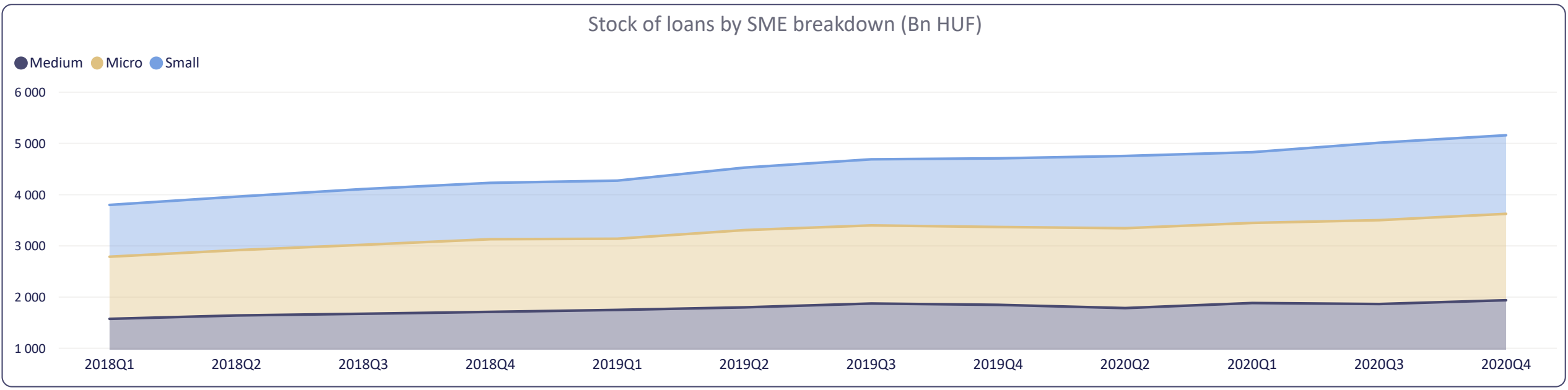

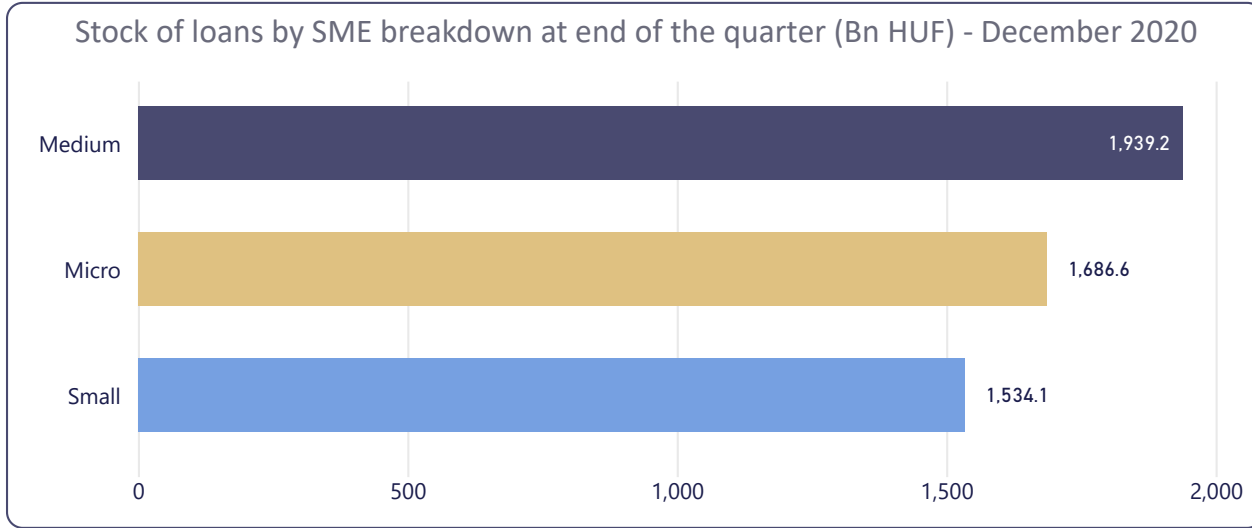
Loans to non-financial corporations by SME breakdown

HUF Foreign currency
Overdrafts Up to 1 year Over 1 year

Stock of loans by SME breakdown at end of the quarter (Bn HUF) - December 2020

5,159.9 +146.1

Change form previous month (Bn HUF)



* Stocks for the end of the current quarter are published with data for the first month after the end of the quarter.

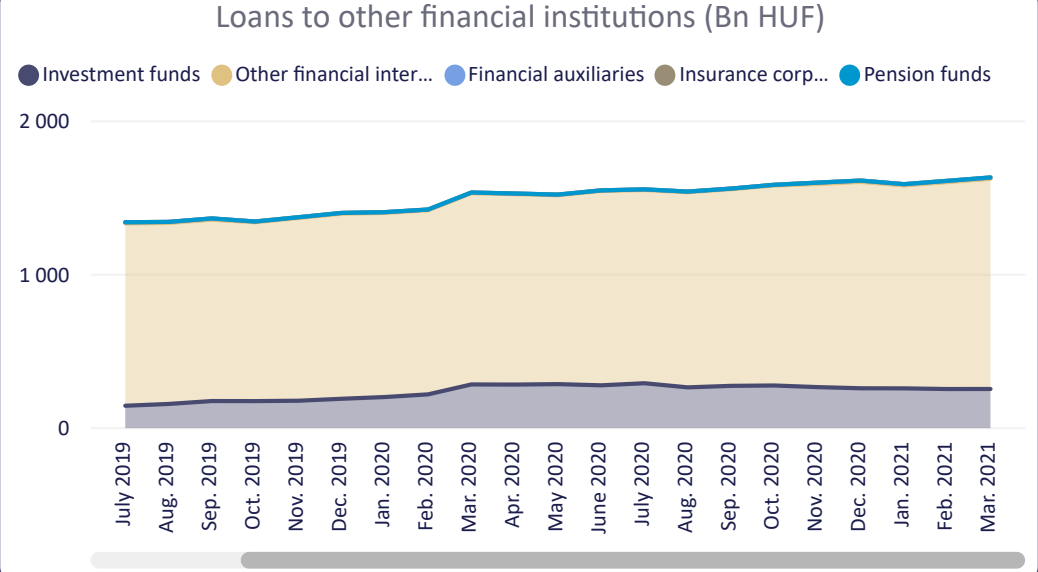
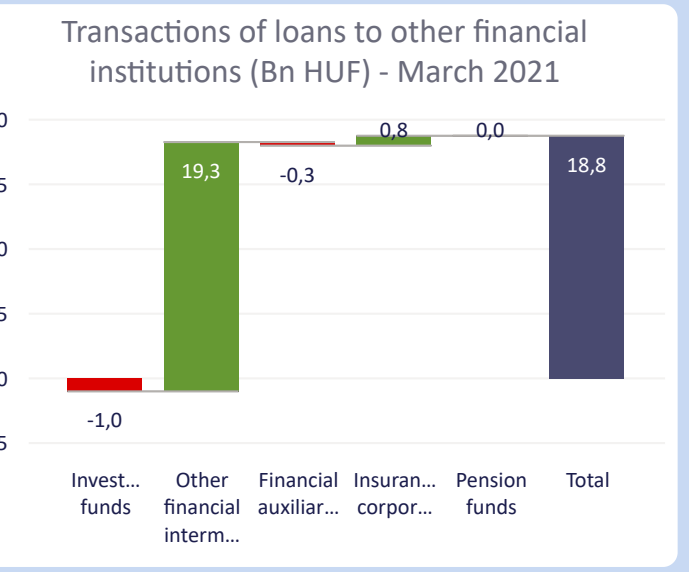
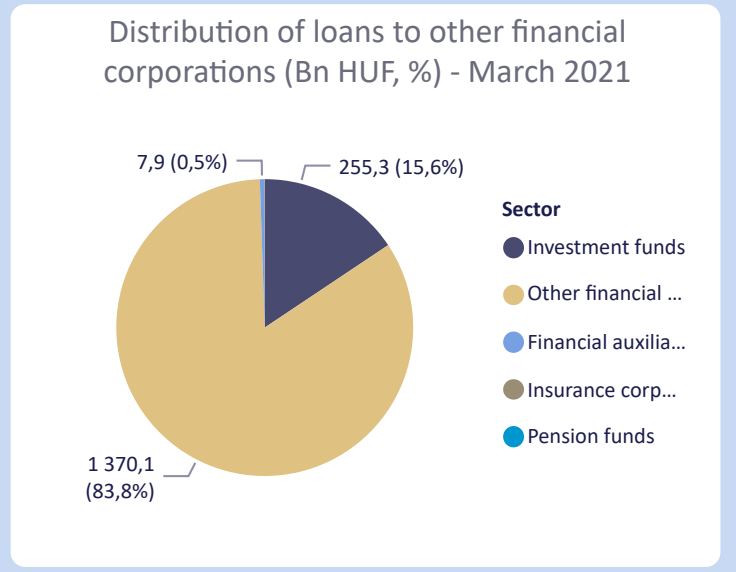
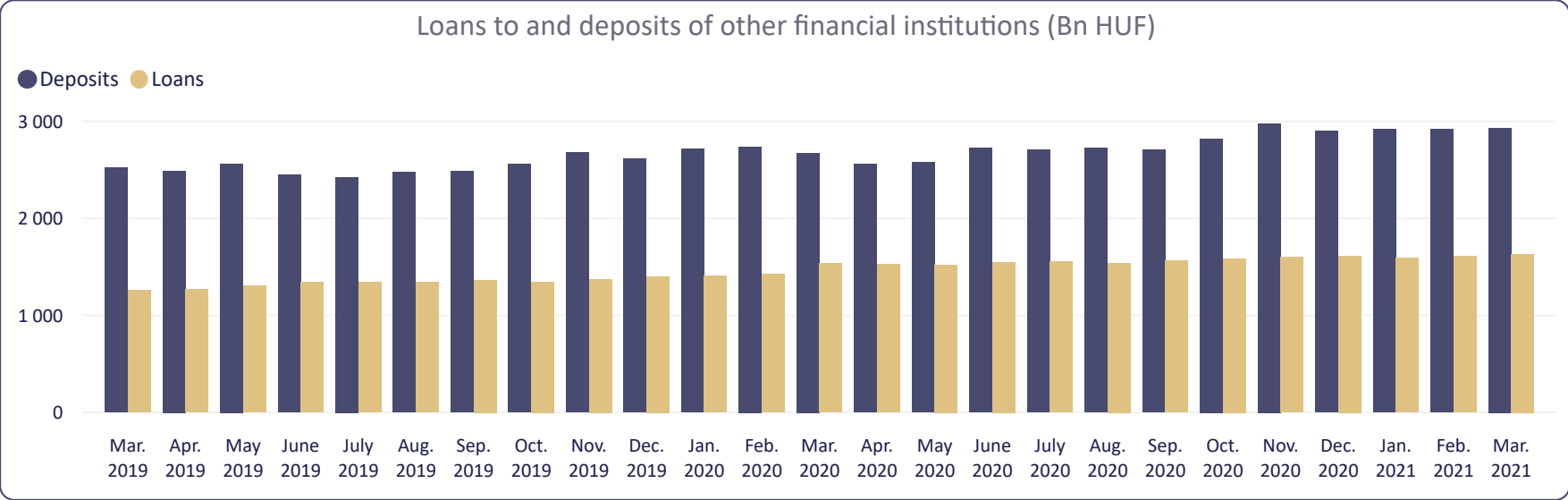
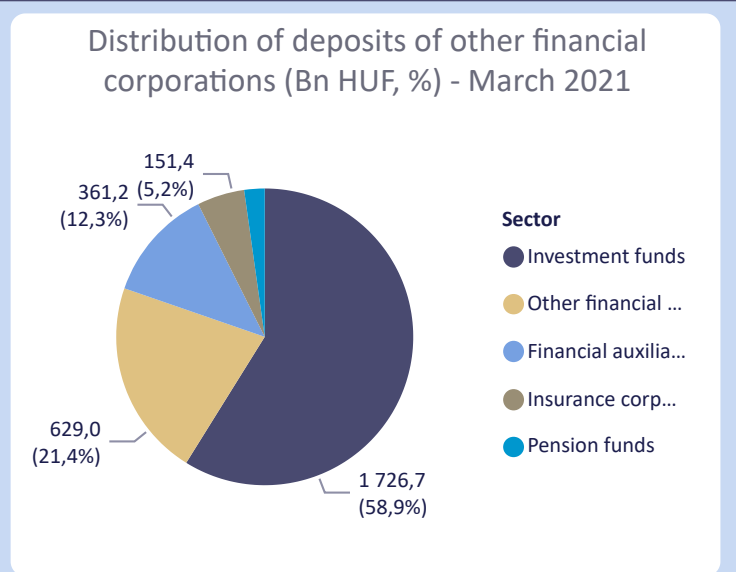




Filter Selected month ▼
 March 2021 ▼

Other financial institutions' loans and deposits

Investment funds Other financial intermediaries Financial auxiliaries Insurance corporations Pension funds HUF Foreign currency





M1 M2 M3

Filter Selected month
March 2021

Monetary aggregates - M1

Original value of M1 (Bn HUF) - March 2021

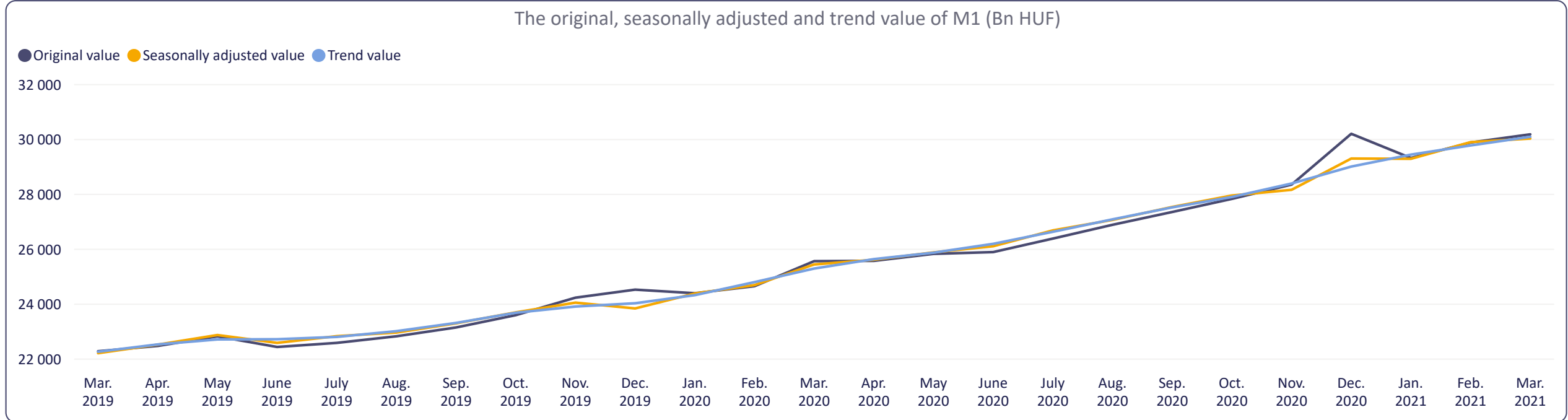
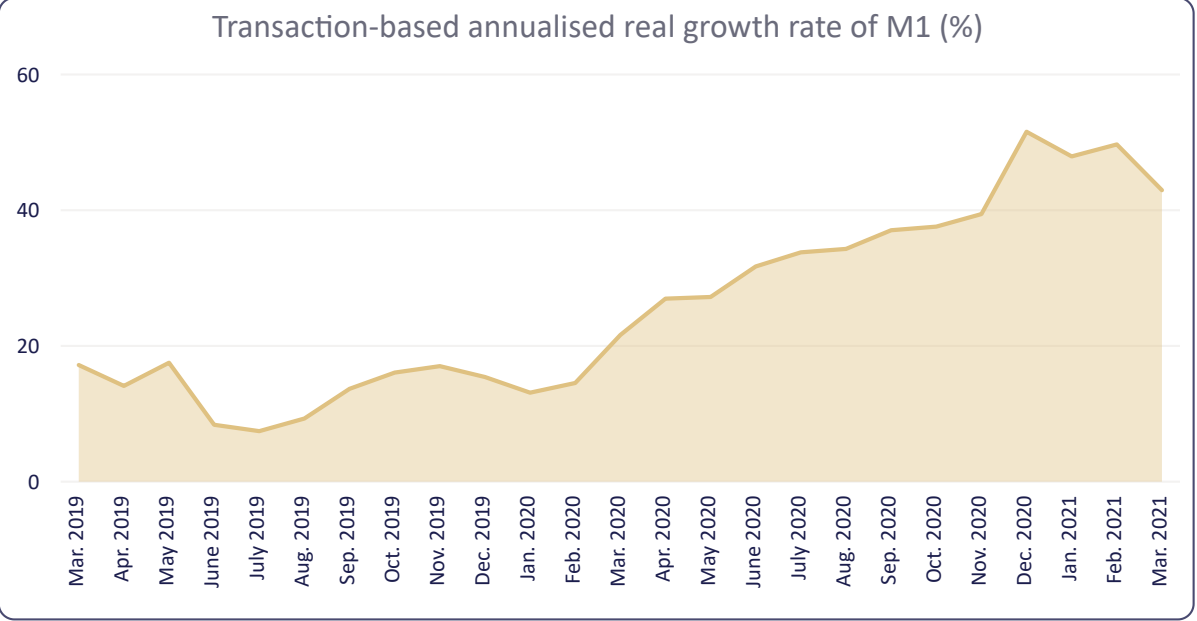
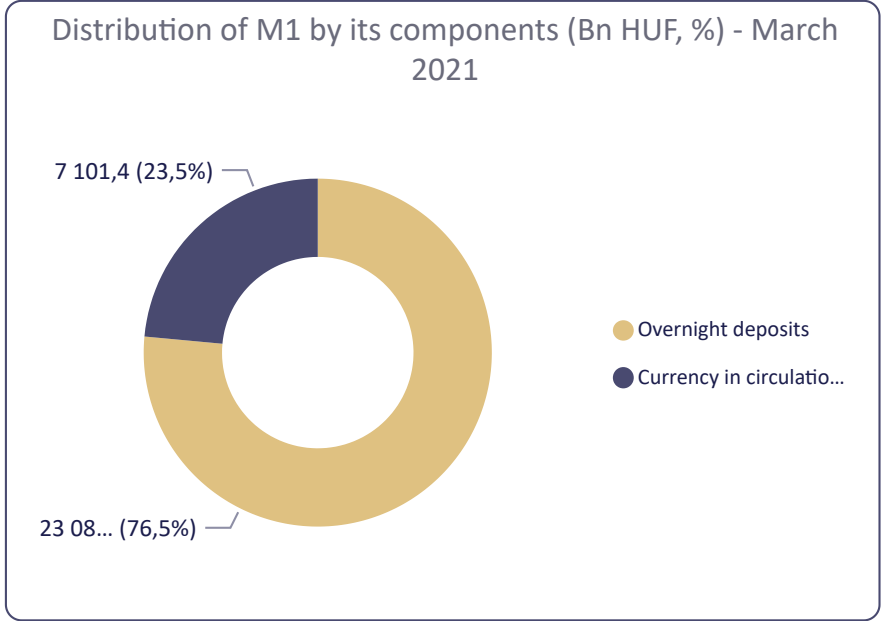
30,189.6 +298.2

Changes from previous month (Bn HUF)

Seasonally adjusted value of M1 (Bn HUF) - March 2021

30,035.8 +130.8

Changes from previous month (Bn HUF)





Monetary aggregates - M2

M1 M2 M3

Filter Selected month



Original value of M2 (Bn HUF) - March 2021

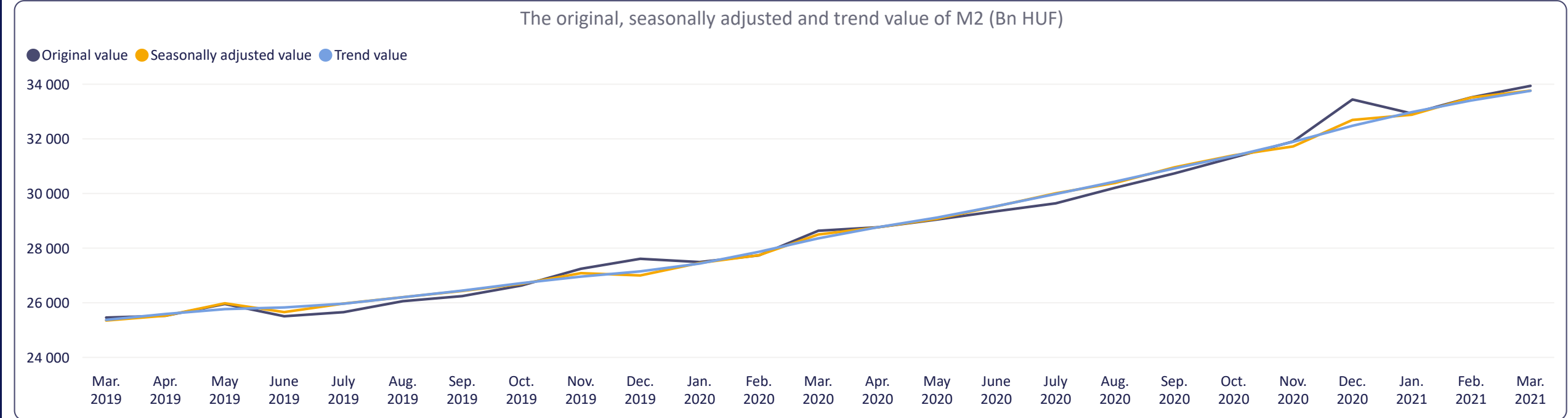
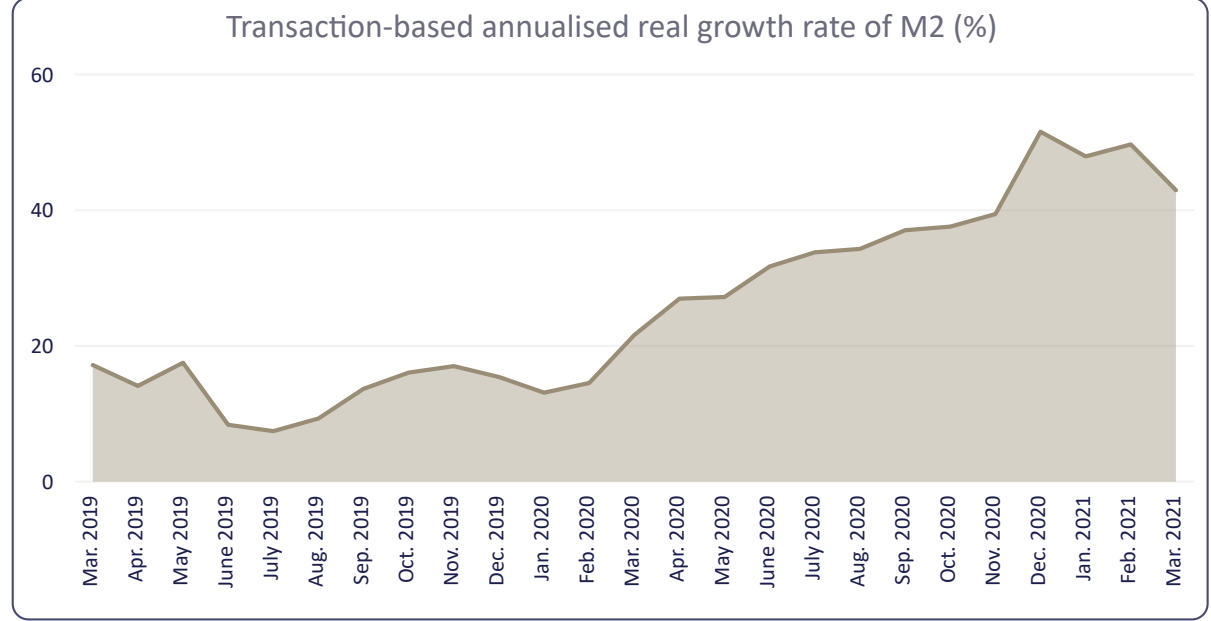
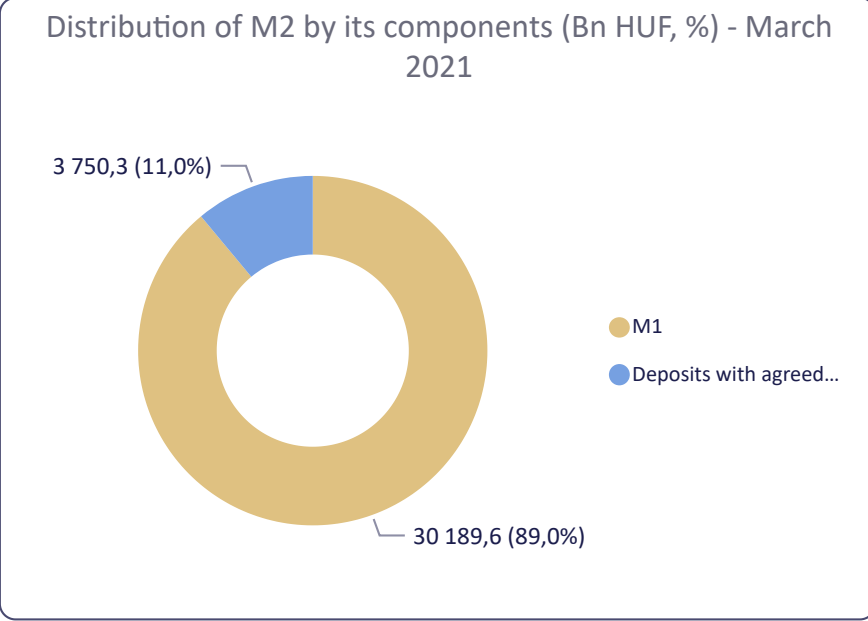
33,939.9 +422.4

Changes from previous month (Bn HUF)

Seasonally adjusted value of M2 (Bn HUF) - March 2021

33,765.8 +254.4

Changes from previous month (Bn HUF)





M1 M2 M3

Filter Selected month



Monetary aggregates - M3

Original value of M3 (Bn HUF) - March 2021

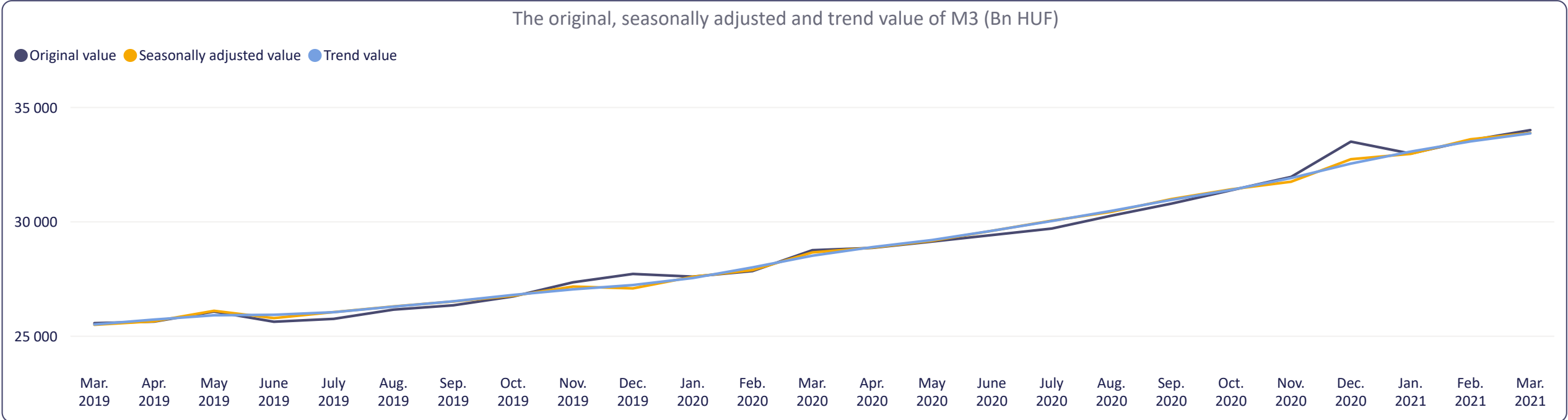
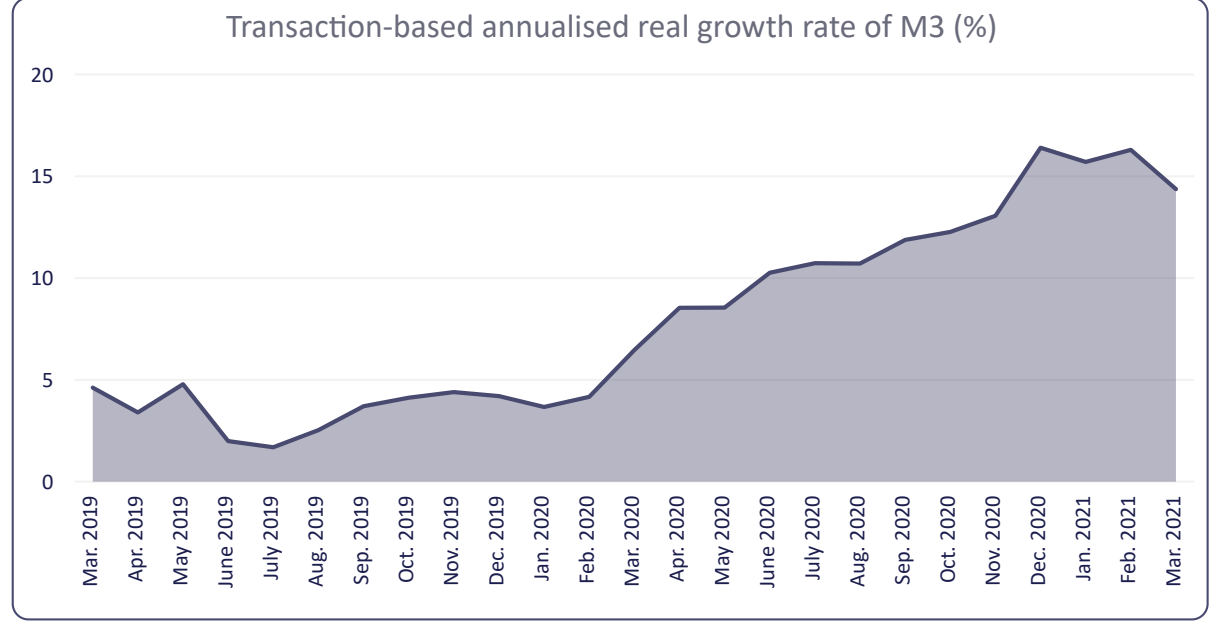
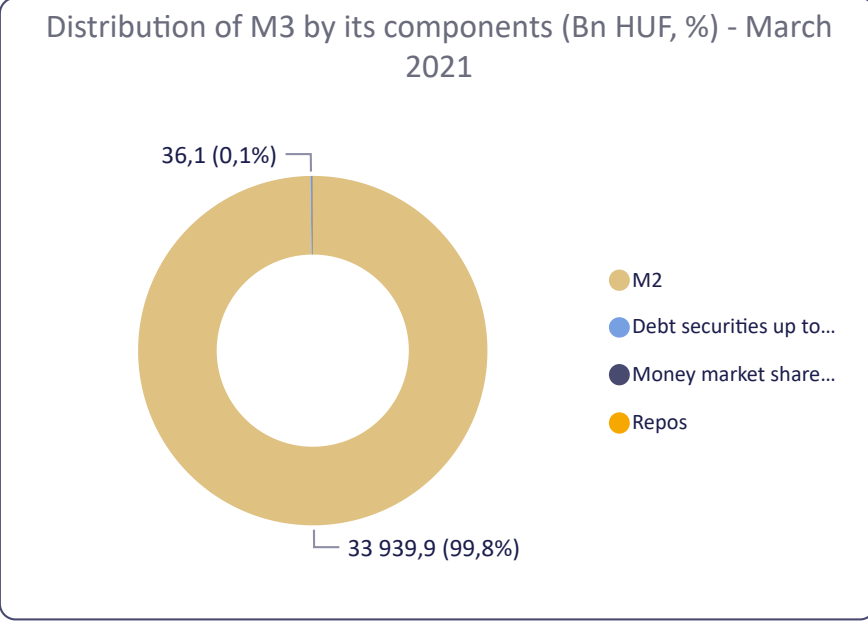
34,012.4 +442.9

Changes from previous month (Bn HUF)

Seasonally adjusted value of M3 (Bn HUF) - March 2021

33,886.7 +275.8

Changes from previous month (Bn HUF)





Filter

Selected month
March 2021



General government

Non-financial corporations

Financial corporations

Closing stock - General government (Bn HUF) - March 2021

10,838.4 +314.7

Change from previous month (Bn HUF)

Closing stock - General government - HUF (Bn HUF) - March 2021

10,566.4 +315.7

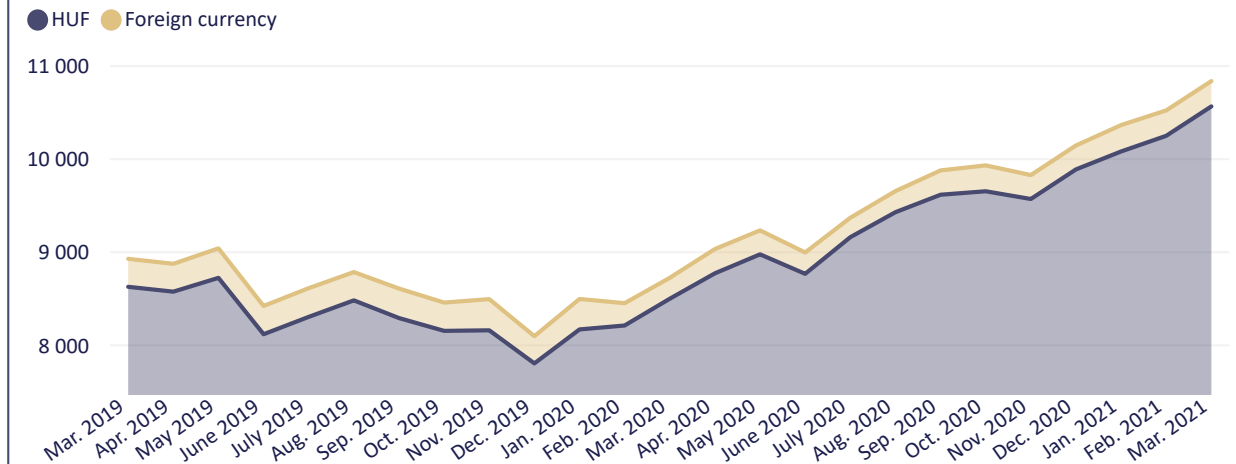
Change from previous month (Bn HUF)

Closing stock - General government - Foreign currency (Bn HUF) - March 2021

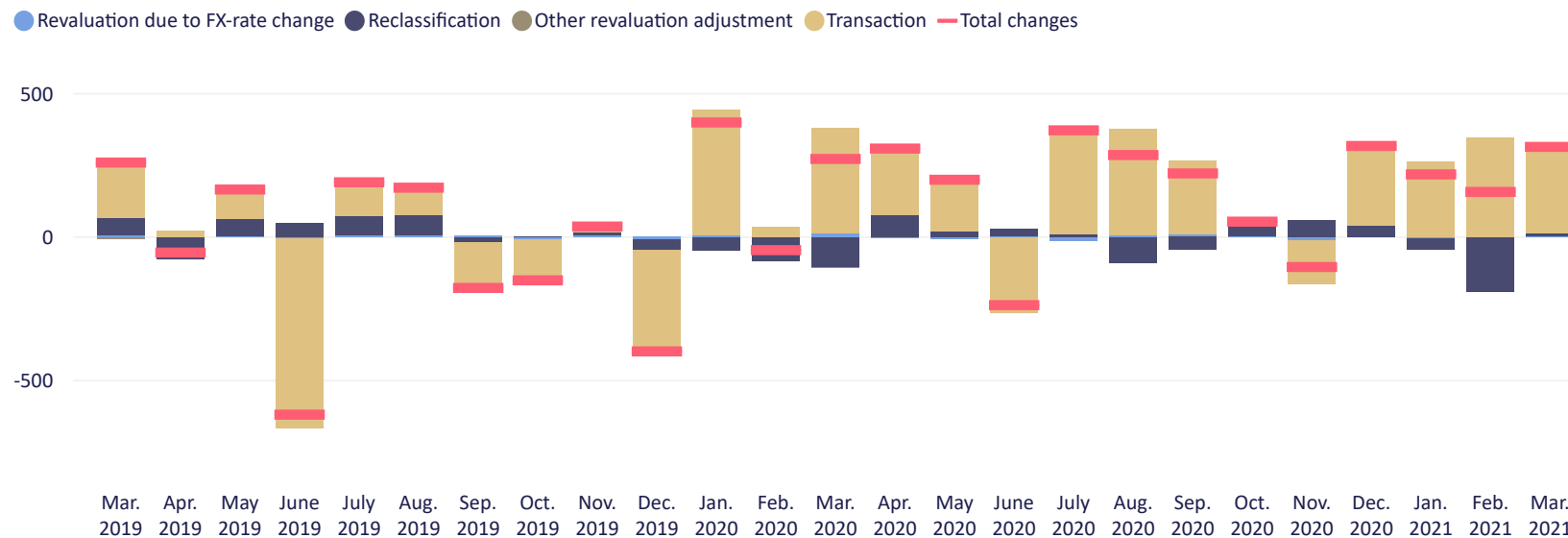
271.9 -1.0

Change from previous month (Bn HUF)

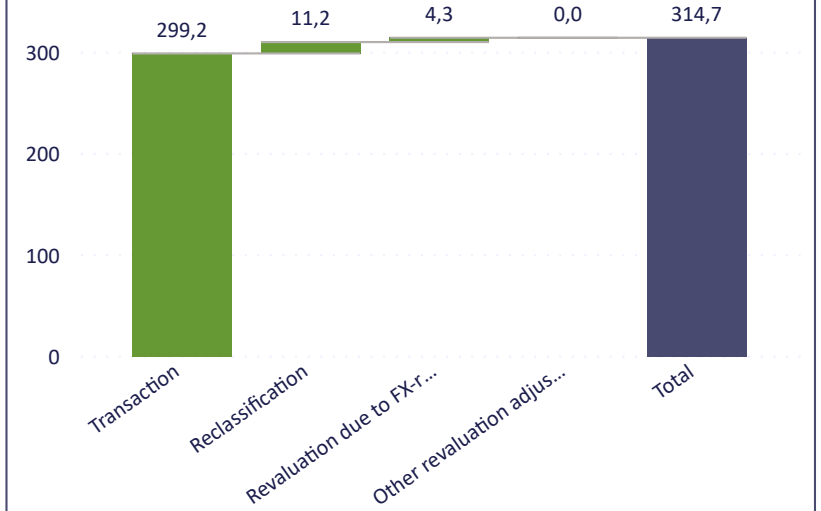
Closing stocks of debt securities issued by the general government (Bn HUF)



Components of the change in stocks of debt securities issued by the general government (Bn HUF)



Components of volume changes - General government - (Bn HUF) - March 2021





Accrued interest on MFI loans and deposits

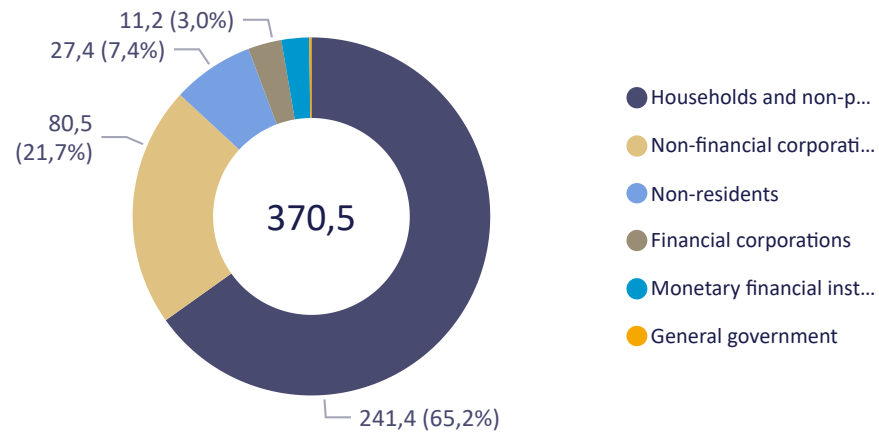
Filter

Selected month

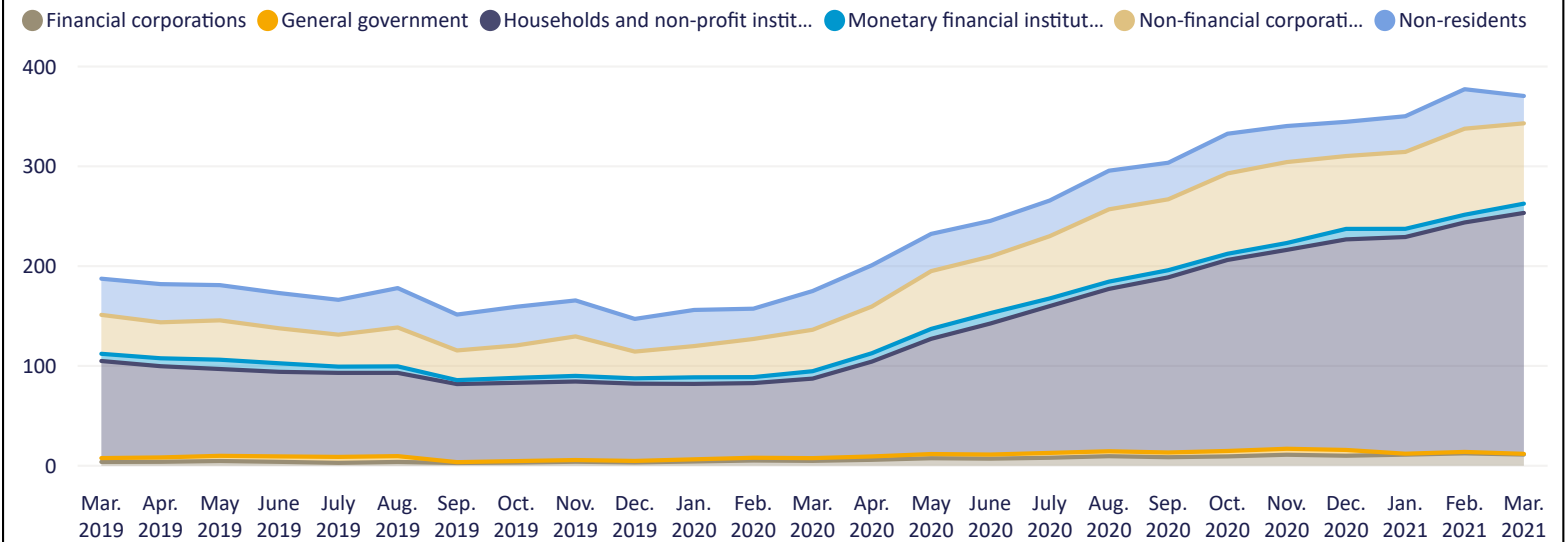
March 2021



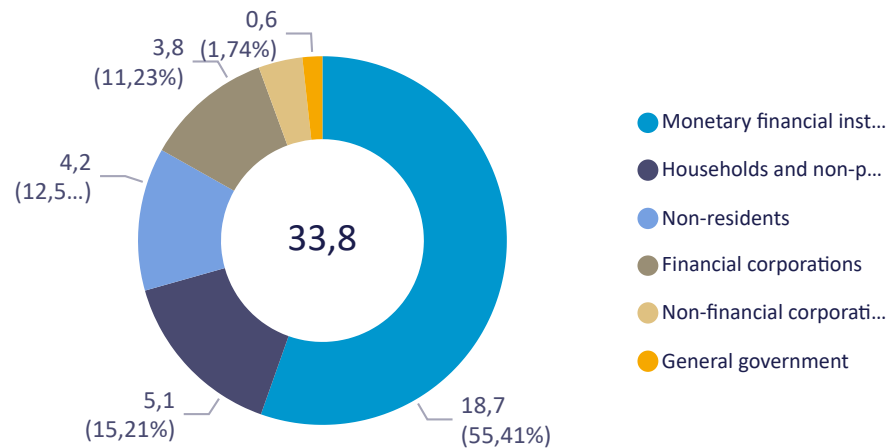
Distribution of accrued interests on loans (Bn HUF) - March 2021



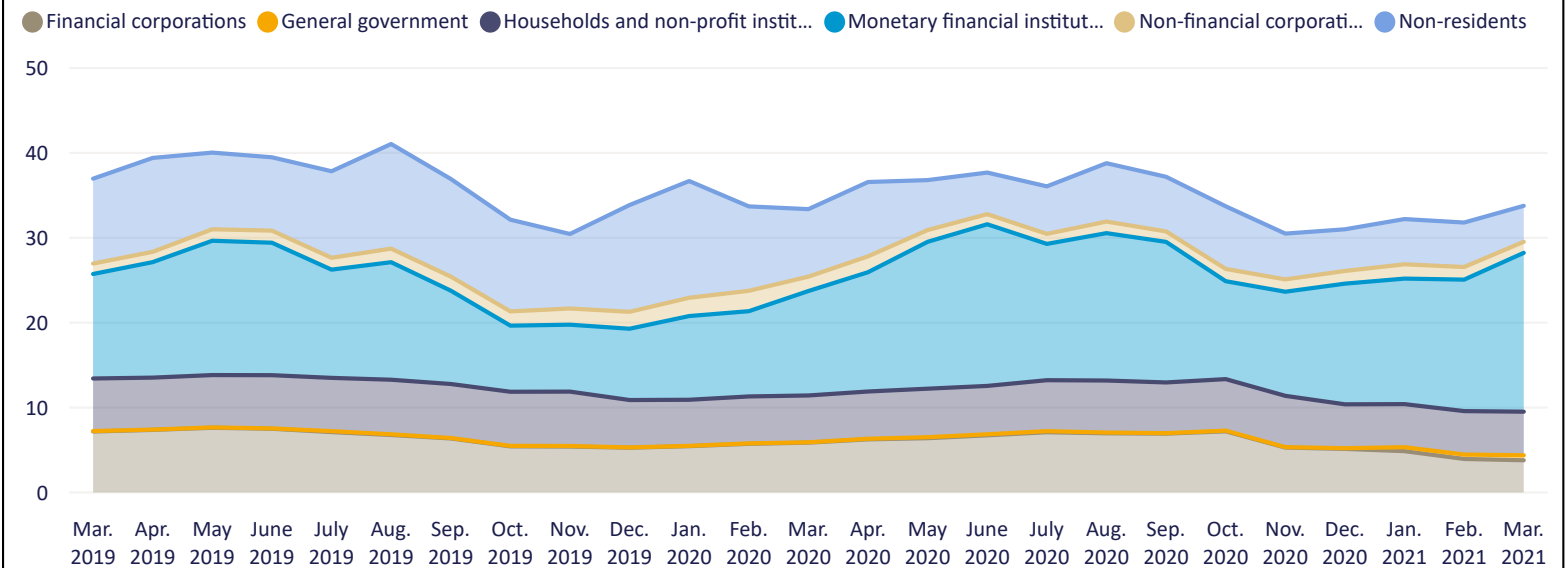
Accrued interests on loans (Bn HUF)



Distribution of accrued interests on deposits (Bn HUF) - March 2021



Accrued interests on deposits (Bn HUF)





Other information

Related time series

Time series >

Access to time series on the MNB's website: www.mnb.hu -> EN -> Statistics -> Statistical Data and Information -> Statistical Time

[Statistics](#) -> [Statistical Data and Information](#) -> Statistical Time Series -> X. Monetary and other balance sheet statistics -> Monetary Statistics

Notes on methodology

Methodological notes >

Access to methodological notes on the MNB's website: www.mnb.hu -> EN -> Statistics -> Statistical Data and Information -> Methodological notes -> Methodological notes of aggregated balance sheet of credit institutions

Information about the next publication

The next press release will be published on: **03 June, 2021**

Publication calendar >

Access to Publication calendar on the MNB's website: www.mnb.hu -> EN -> Statistics -> Release calendar for Statistics

Contact information

Magyar Nemzeti Bank
Statistics Directorate

 Tel.: +36 1 428 2600

 Fax: + 36 1 429 8000

 Email: sajto@mnb.hu

