





Press release on aggregated balance sheet of credit institutions


May 2021


 Summary

 Loans to individuals by the purpose of loans


 Loans to and deposits of households and non-financial corporations

 Foreign assets and liabilities


 Loans to non-financial corporations by economic branches


 Loans to non-financial corporations by SME

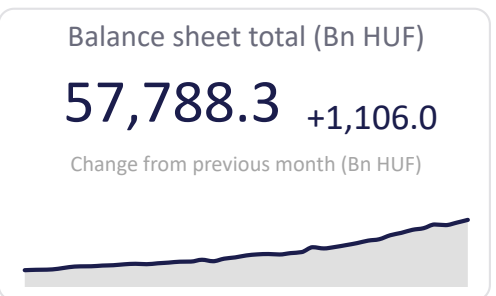
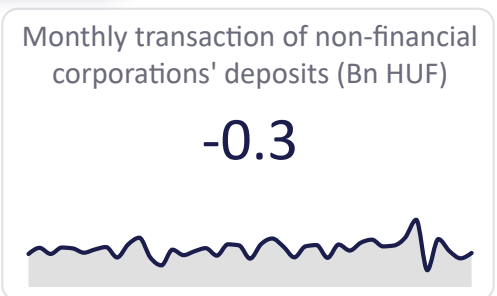

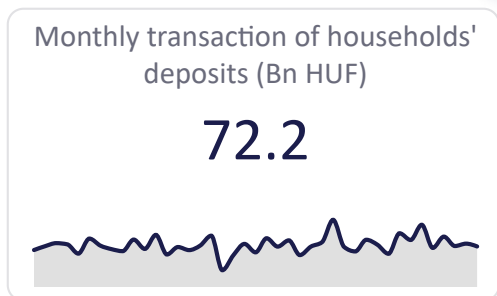
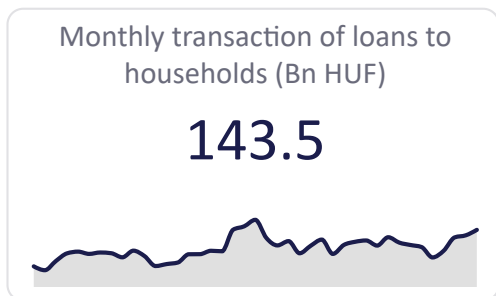
 Loans to and deposits of other financial institutions

 Monetary aggregates

 Debt securities by sectors

 Accrued interests

 Other information



Aggregated balance sheet of credit institutions - May 2021

According to seasonally adjusted data, households were net borrowers and their deposit holdings also rose due to transactions in May 2021. By contrast, non-financial corporations reduced their stocks of loans and their deposit holdings declined due to transactions.

The stock of **household** loans rose by HUF 125.6 billion in seasonally adjusted terms and by HUF 143.5 billion in seasonally unadjusted terms, due to transactions. According to seasonally unadjusted data, the stock of forint loans increased by HUF 143.9 billion and that of foreign currency loans was largely unchanged.

The stock of prenatal baby support loans was HUF 1284.8 billion at the end of May.

Due to transactions, total deposits of the household sector rose by HUF 130.7 billion in seasonally adjusted terms and by HUF 72.2 billion in seasonally unadjusted terms. According to seasonally unadjusted data, there were net outflows of HUF 64.7 billion from forint deposits and net inflows of HUF 139.6 billion into foreign currency deposits in the month.

Due to transactions, outstanding debt of the **non-financial corporate sector** fell by HUF 29.1 billion in seasonally adjusted terms and by HUF 44.4 billion in seasonally unadjusted terms. According to seasonally unadjusted data, the stock of forint loans rose by 51.1 billion and those of foreign currency loans fell by HUF 95.5 billion, due to transactions. Credit institutions' holdings of bonds issued by non-financial corporations rose by HUF 57.6 billion.

Excluding revaluations and other volume changes, the stock of non-financial corporations' deposits fell by HUF 6.2 billion in seasonally adjusted terms and it remained broadly unchanged in seasonally unadjusted terms. According to seasonally unadjusted data, there were net outflows of HUF 376.3 billion from forint deposits and net inflows of HUF 376.0 billion into foreign currency deposits in the month.

In May 2021, **foreign liabilities** of credit institutions accounted for 12.4% of the sector's balance sheet total.

Components of monthly stock changes	Opening stocks	Trans- actions	Revaluation due to FX- rate change	Re- classification	Other revaluation adjustment	Total changes	Closing stocks
☐ Total assets	56 682,3	1 407,1	-399,3	98,1	0,0	1 106,0	57 788,3
☐ 1. Non-financial corporations	10 012,8	13,3	-120,1	-17,2	1,4	-122,7	9 890,1
1.1 HUF loans	5 795,5	51,1	0,0	-0,8	1,4	51,6	5 847,1
1.2 FX loans	3 706,5	-95,5	-116,6	-7,7	0,0	-219,7	3 486,8
1.3 Securities other than shares	510,8	57,6	-3,5	-8,7	0,0	45,4	556,2
☑ 2. Other financial corporations	1 662,4	45,7	-14,1	1,0	-1,0	31,5	1 693,9
☑ 3. Central government	11 200,4	360,7	-18,7	-138,3	0,0	203,8	11 404,2
☑ 4. Local governments	163,1	0,7	0,0	0,0	0,0	0,7	163,8
☐ 5. Households	8 440,2	143,5	-0,9	-1,3	-0,5	140,9	8 581,1
5.1 HUF loans	8 412,7	143,9	0,0	-1,3	-0,5	142,2	8 554,8
5.2 FX loans	27,5	-0,4	-0,9	0,0	0,0	-1,3	26,3
☑ 6. Non-residents	7 530,1	211,4	-197,4	-2,4	0,0	11,6	7 541,7
☑ 7. Remaining assets	17 673,3	631,9	-48,1	256,3	0,1	840,2	18 513,5
☐ Total liabilities	56 682,3	1 407,1	-399,3	98,1	0,0	1 106,0	57 788,3
☐ 8. Non-financial corporations	11 842,7	-0,3	-127,5	0,0	3,0	-124,9	11 717,9
8.1 HUF deposits	8 139,3	-376,3	0,0	0,0	1,1	-375,3	7 764,1
8.2 FX deposits	3 703,4	376,0	-127,5	0,0	1,9	250,4	3 953,8
☑ 9. Other financial corporations	2 996,0	41,0	-30,0	0,0	-2,7	8,2	3 004,2
☑ 10. Central government	1 082,0	51,0	-1,1	0,0	0,0	49,8	1 131,9
☑ 11. Local governments	930,2	11,5	-0,2	0,0	0,0	11,3	941,5
☐ 12. Households	11 656,4	72,2	-54,9	0,0	0,1	17,4	11 673,9
12.1 HUF deposits	10 062,5	-67,4	0,0	0,0	0,1	-67,3	9 995,2
12.2 FX deposits	1 593,9	139,6	-54,9	0,0	0,0	84,8	1 678,7
☑ 13. Debt securities issued (held by residents)	2 411,6	28,5	-10,1	-24,6	0,0	-6,2	2 405,4
☑ 14. Non-residents	6 640,2	668,0	-152,1	1,5	-0,4	517,0	7 157,2
☑ 15. Remaining liabilities	19 123,1	535,3	-23,3	121,3	0,0	633,2	19 756,4

* The data reflect the effects of the Covid-19 pandemic and the government measures taken in response (e.g. the repayment moratorium).



Filter

Selected month

May 2021

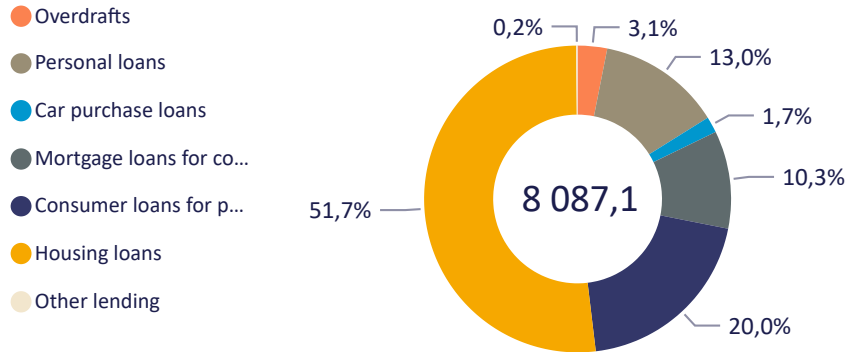


Loans to individuals by the purpose of loan

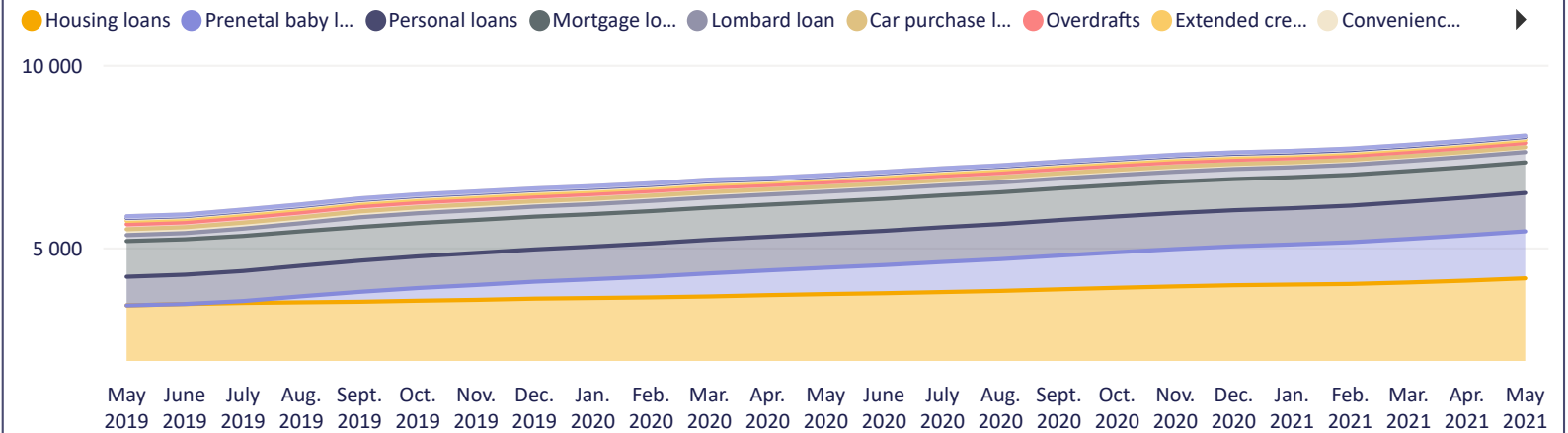
Monthly stocks by the purpose of loan

Overdrafts	Personal loans	Car purchase loans	Mortgage loans for consumption purpose	Consumer loans for purchase of goods	Housing loans	Other lending
251,0	1 052,1	136,7	833,4	1 617,1	4 184,3	263,5

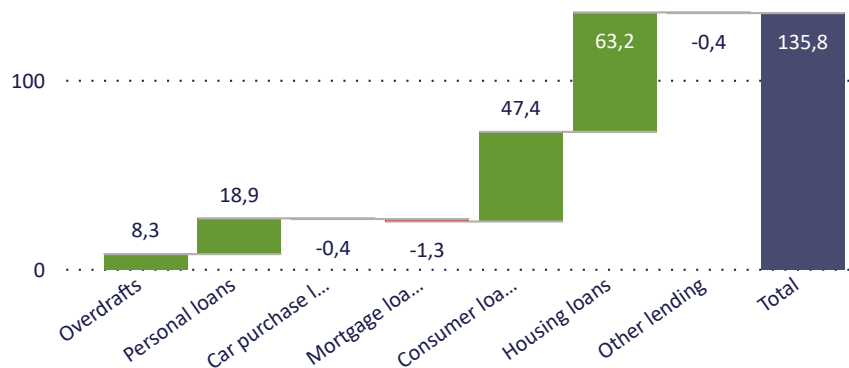
Distribution of stock at the end of the month by the purpose of loan (Bn HUF, %) - May 2021



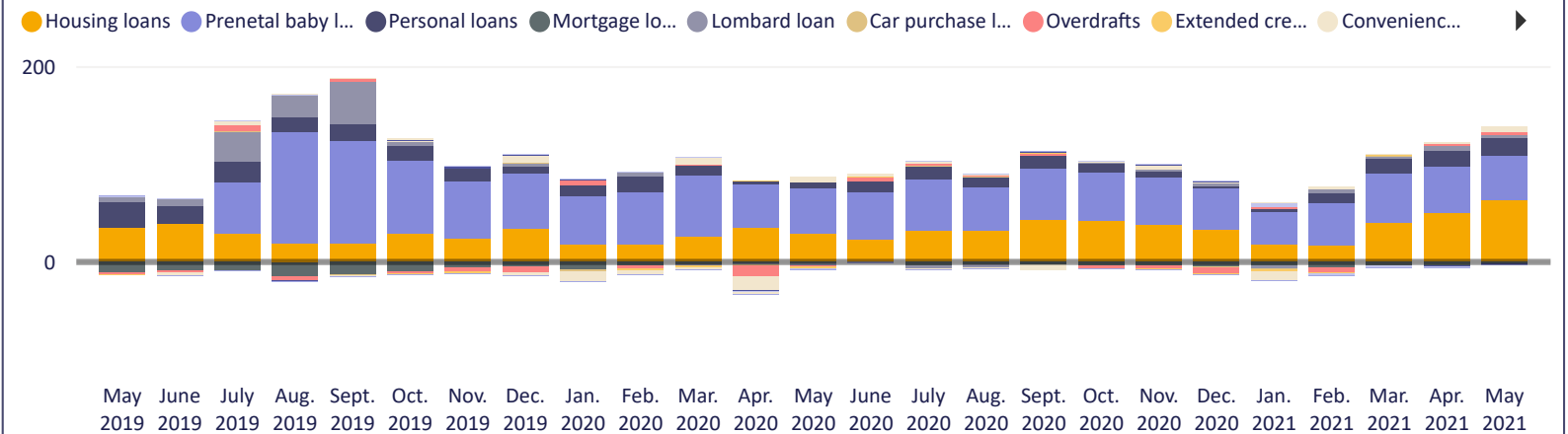
Loans to individuals - Stock at the end of the month (Bn HUF)



Monthly transactions by the purpose of loan (Bn HUF) - May 2021



Loans to individuals - Monthly transactions (Bn HUF)





Aggregated balance sheet of credit institutions

Loans to and deposits of households and non-financial corporations

Stocks, transactions | Annualized growth rate

Filter May 2019 - May 2021

Households | Non-financial corporations

Total | HUF | Foreign currency

Households - Ratio of loans and deposits (%) - May 2021

73.5 +1.1

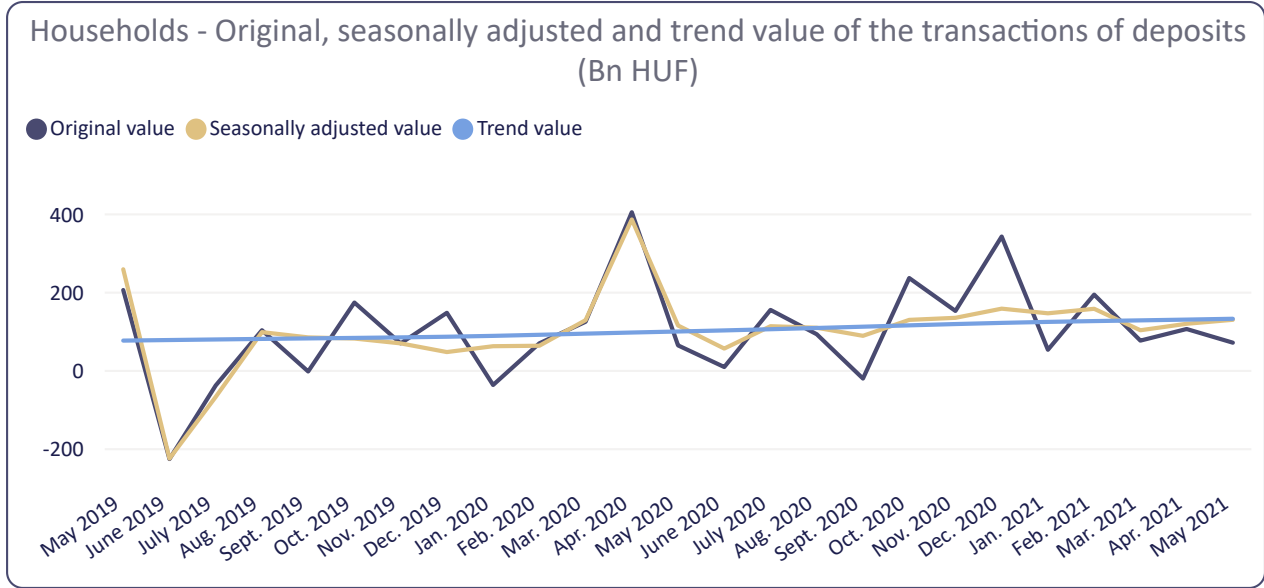
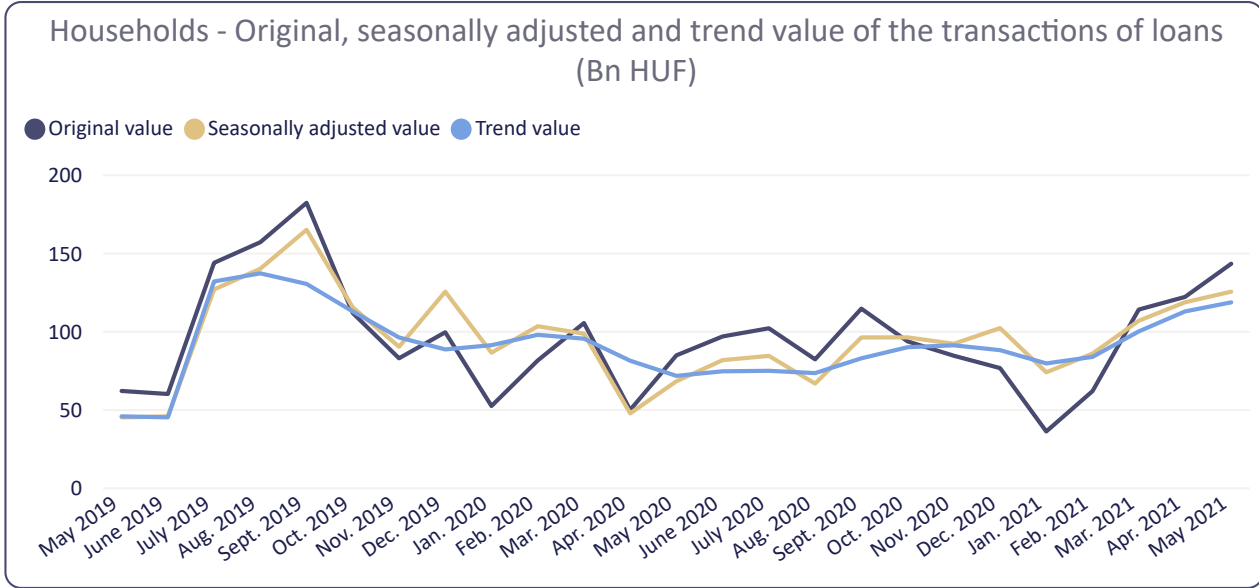
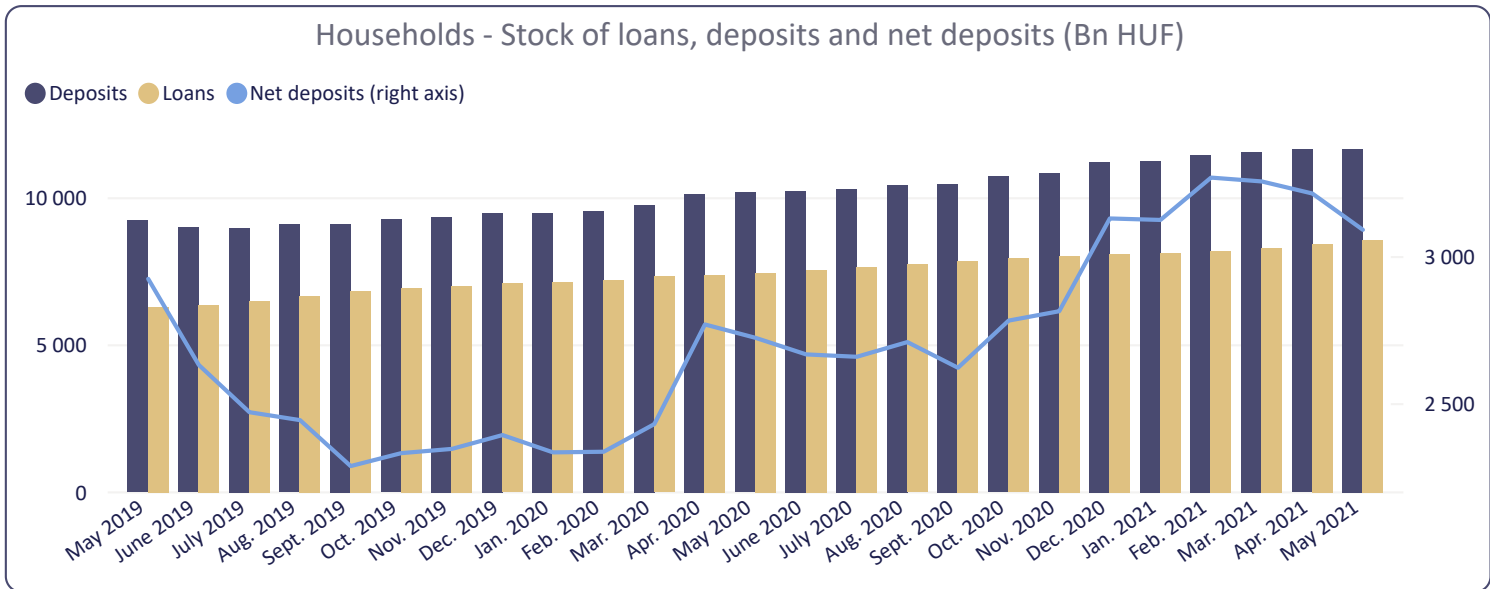
Change from previous month (percentage point)

Households - Seasonally adjusted value of the monthly transaction of loans (Bn HUF) - May 2021

125.6

Households - Seasonally adjusted value of the monthly transaction of deposits (Bn HUF) - May 2021

130.7





Aggregated balance sheet of credit institutions

Loans to and deposits of households and non-financial corporations

Stocks, transactions | Annualized growth rate

Filter May 2019 - May 2021

Households | **Non-financial corporations**

Total | HUF | Foreign currency

Non-financial corporations - Ratio of loans and deposits (%) - May 2021

79.7 -0.6

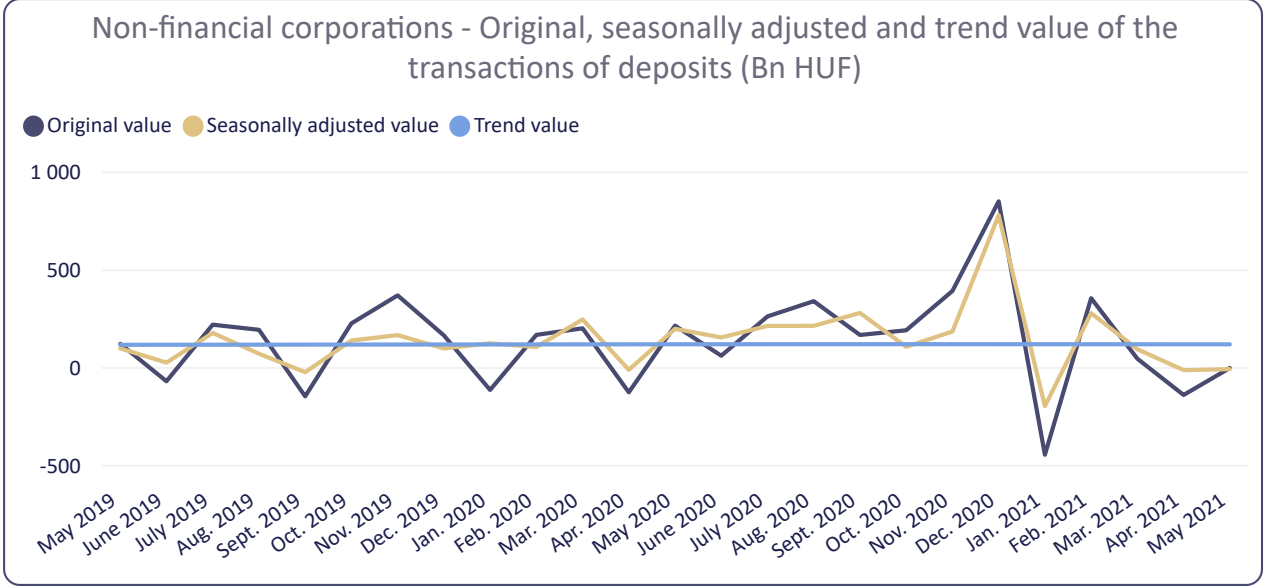
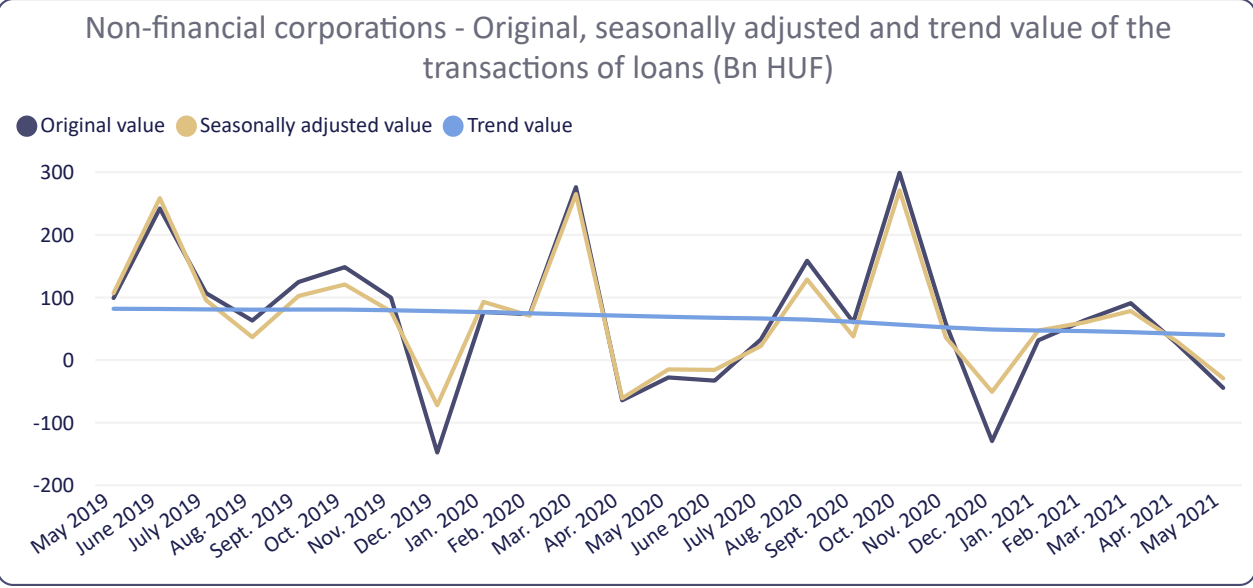
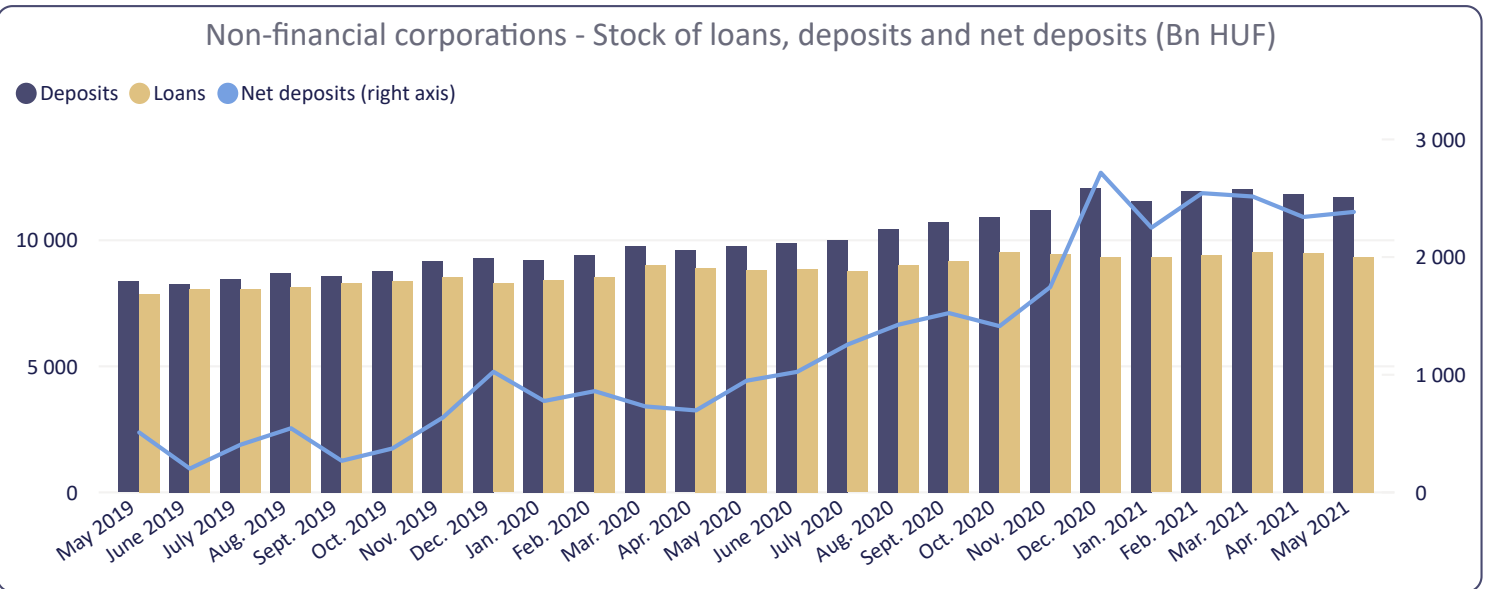
Change from previous month (percentage point)

Non-financial corporations - Seasonally adjusted value of the monthly transaction of loans (Bn HUF) - May 2021

-29.1

Non-financial corporations - Seasonally adjusted value of the monthly transaction of deposits (Bn HUF) - May 2021

-6.2





Aggregated balance sheet of credit institutions

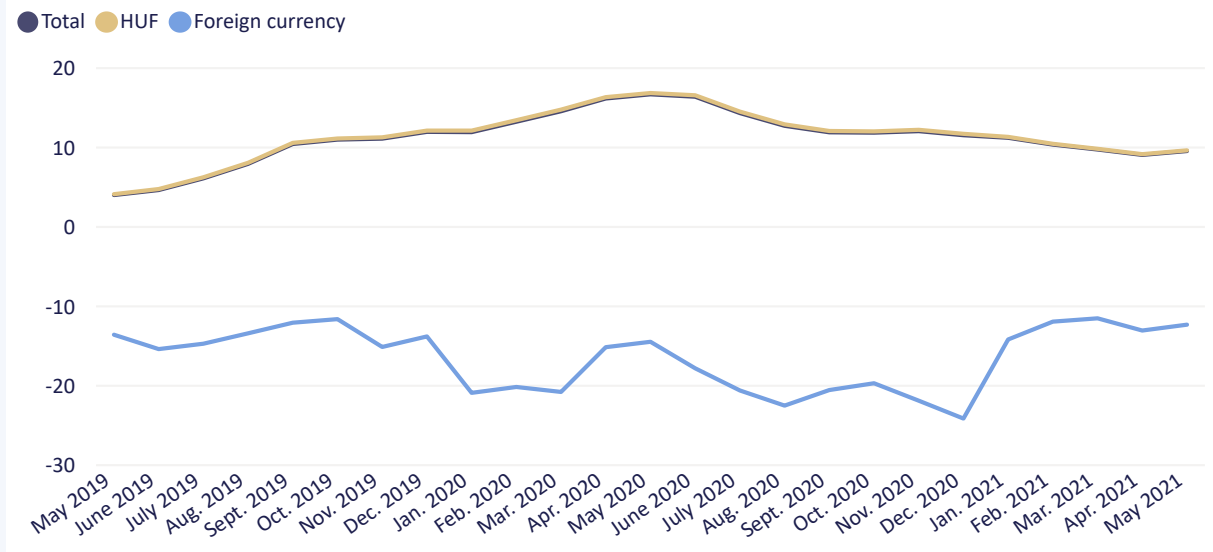
Transaction-based annualised real growth rate of households' and non-financial corporations' loans and deposits

Stocks, transactions
Annualised growth rate

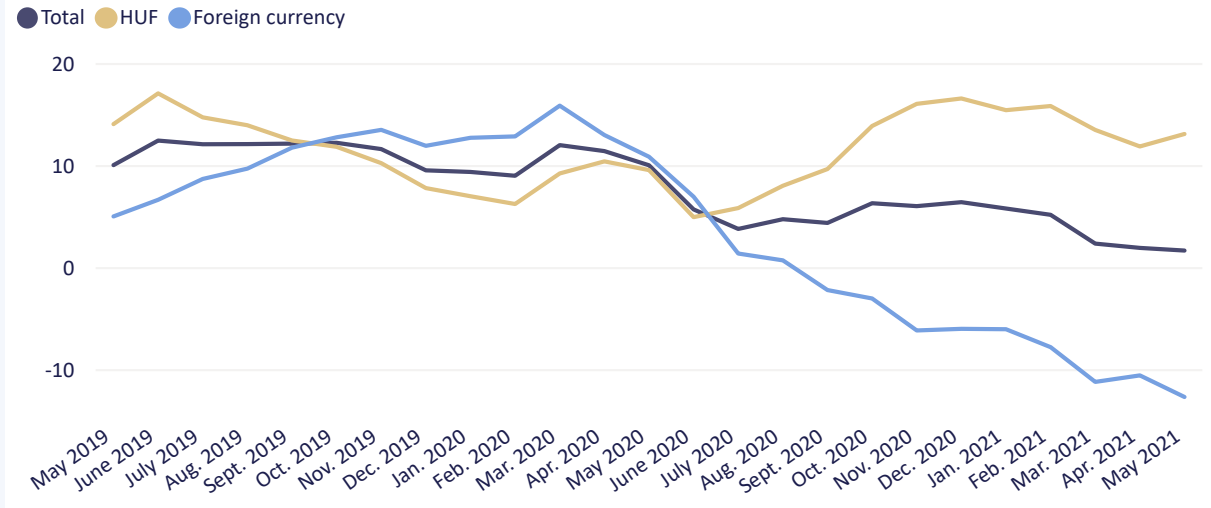
Filter May 2019 - May 2021



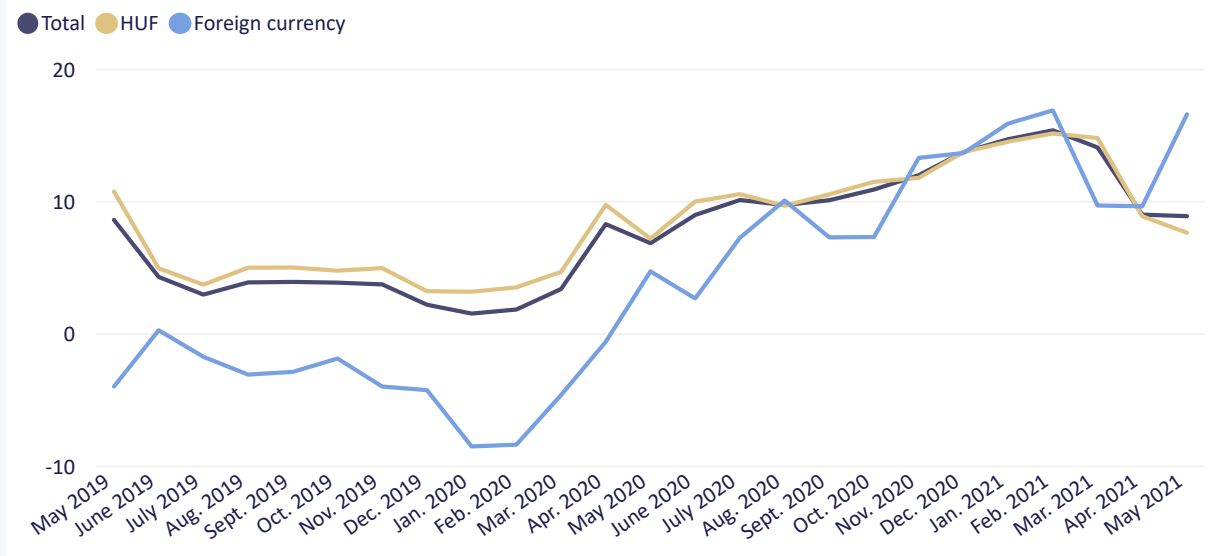
Transaction-based annualised real growth rate of loans to households (%)



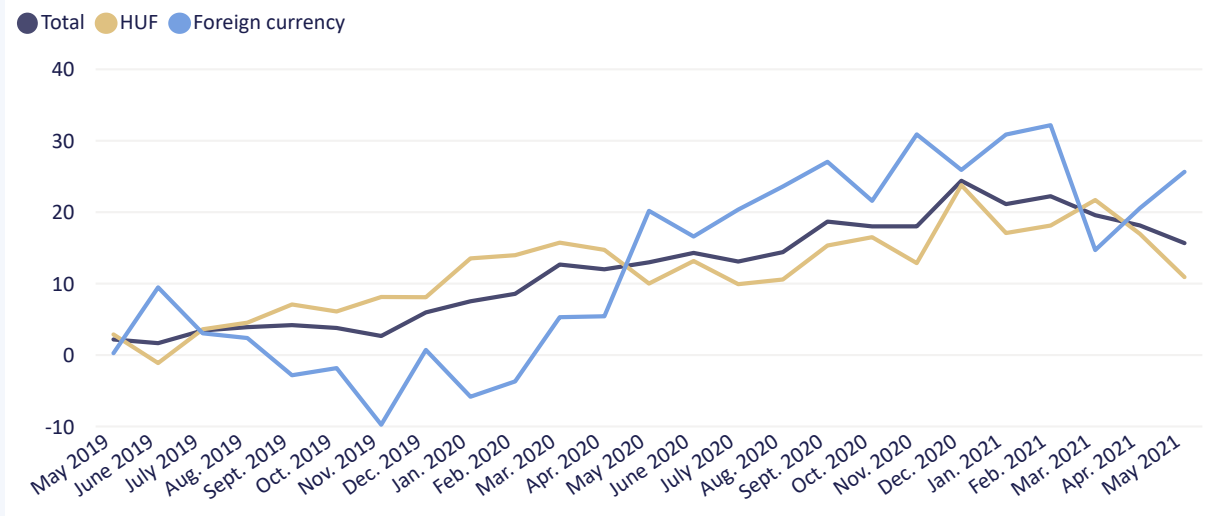
Transaction-based annualised real growth rate of loans to non-financial corporations (%)



Transaction-based annualised real growth rate of the deposits of households (%)



Transaction-based annualised real growth rate of the deposits of non-financial corporations (%)





Filter May 2019 - May 2021



Foreign assets and liabilities

Foreign assets as percentage of the balance sheet total (%) - May 2021

13.2 -0.3

Change from previous month (percentage point)



Foreign liabilities as percentage of the balance sheet total (%) - May 2021

12.4 +0.7

Change from previous month (percentage point)



The stock of foreign assets at the end of the month (Bn HUF) - May 2021

7,623.8 +1.8

Change from previous month (Bn HUF)



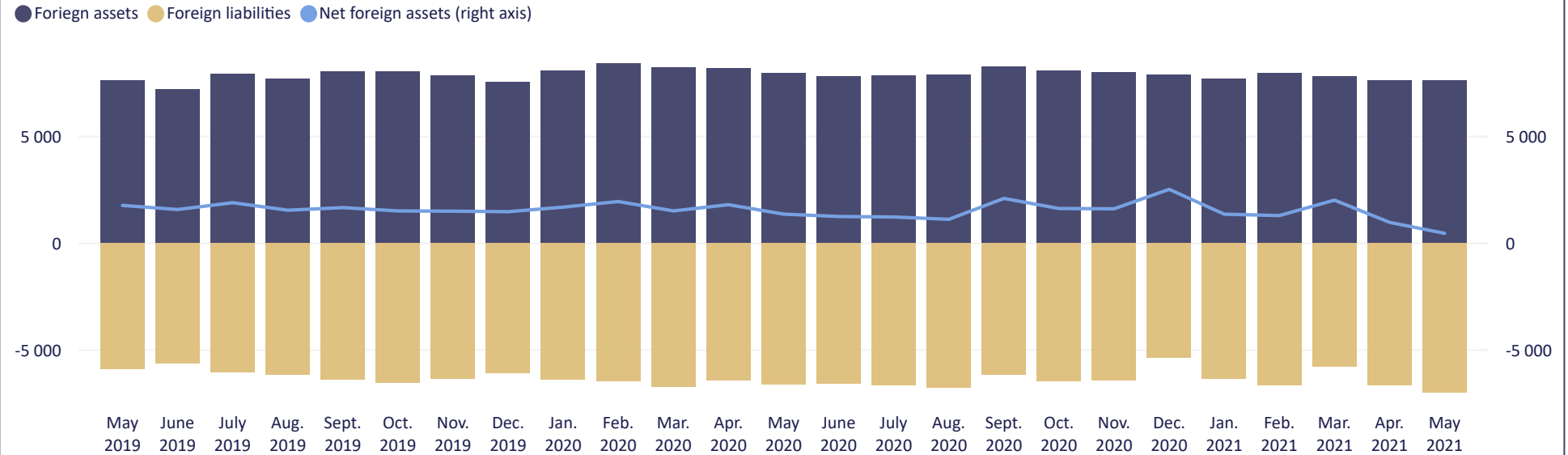
The stock of foreign liabilities at the end of the month (Bn HUF) - May 2021

7,157.2 +517.0

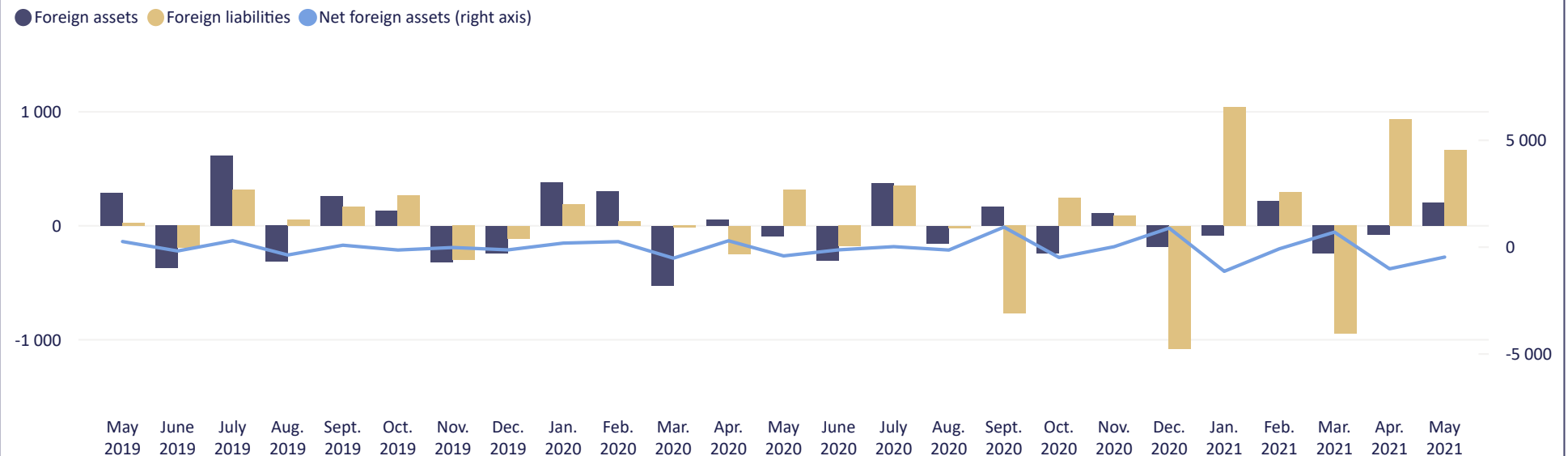
Change from previous month (Bn HUF)



The stock of foreign assets, foreign liabilities and net foreign assets at the end of the months (Bn HUF)



Monthly transactions of foreign assets, foreign liabilities and net foreign assets (Bn HUF)





Filter End of quarter March 2021

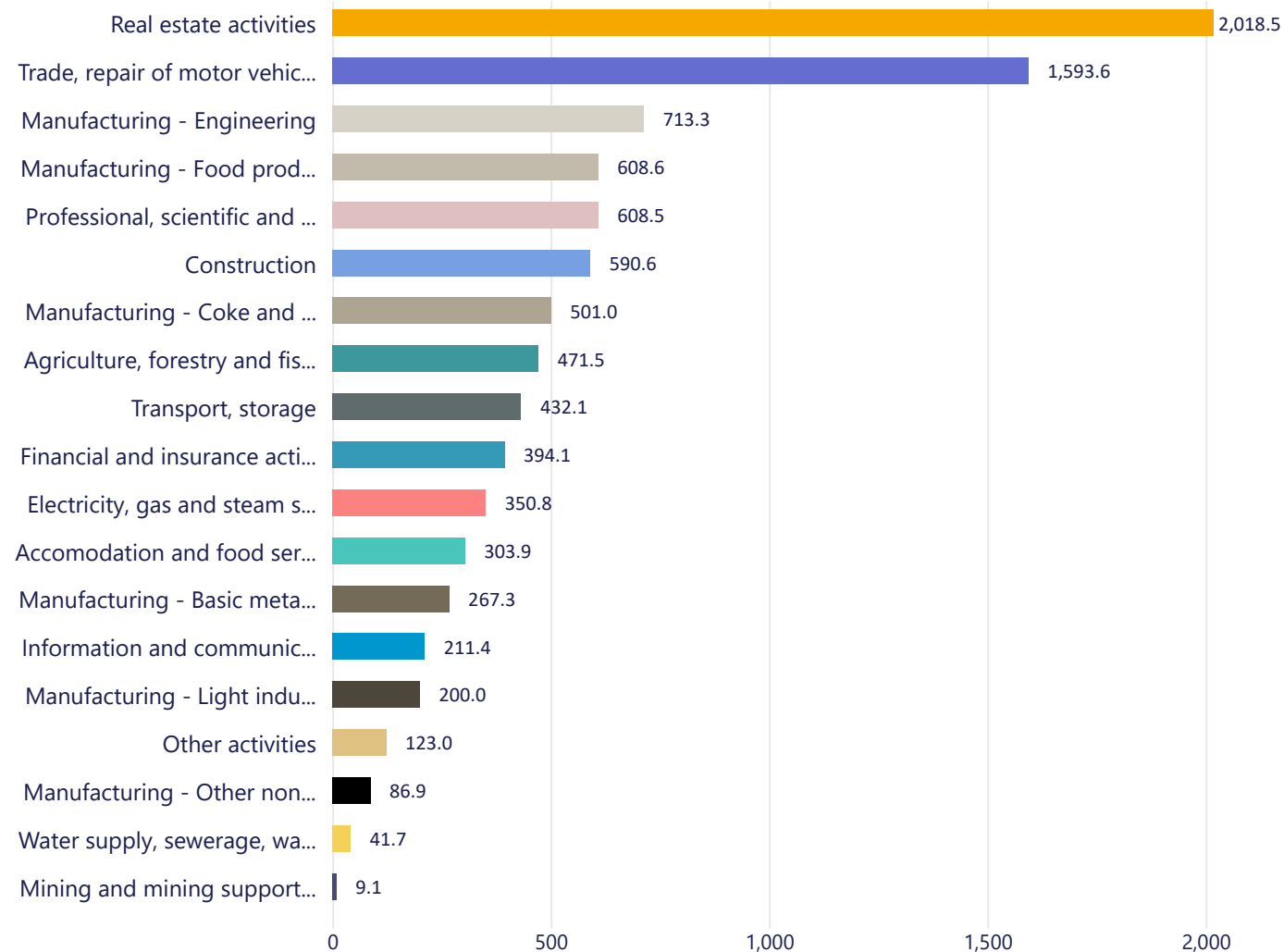


Loans to non-financial corporations by economic branches

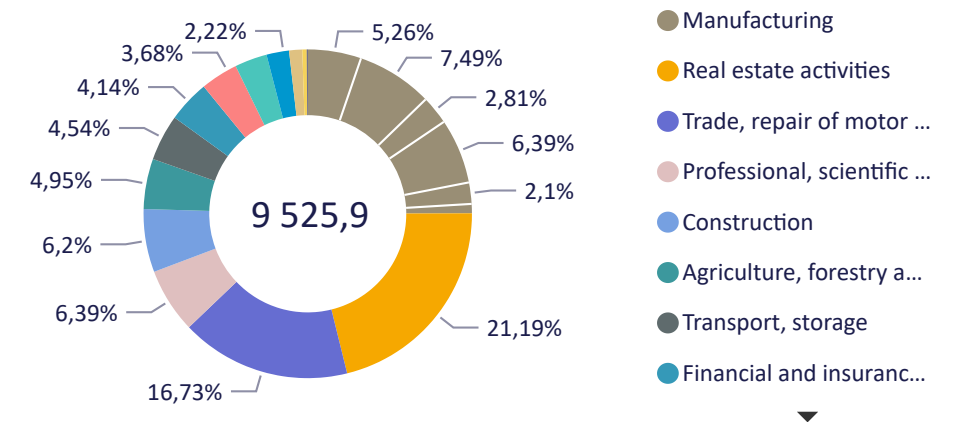
HUF Foreign currency

Overdrafts Up to 1 year Over 1 year

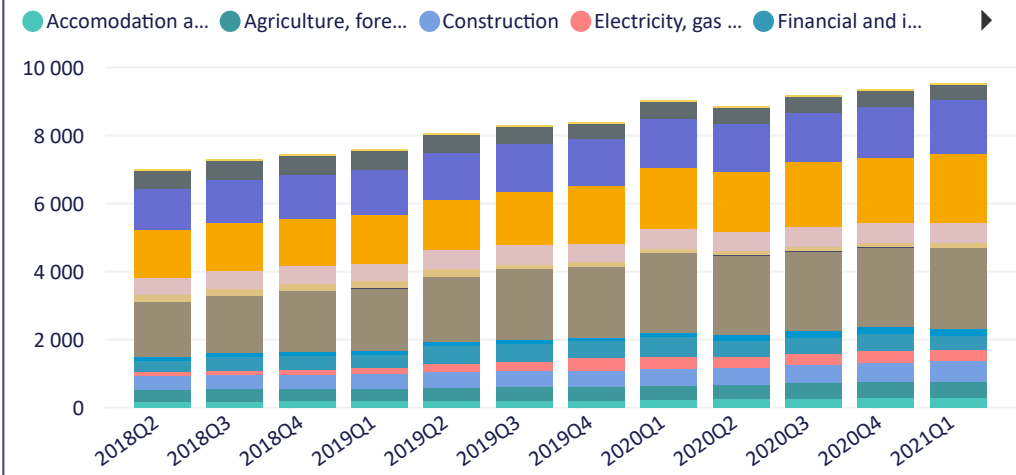
Stock of loans to non financial corporations at end of the quarter (Bn HUF) - March 2021



Distribution of loans to non financial corporations (Bn HUF, %) - March 2021



Stock of loans to non financial corporations (Bn HUF) - March 2021



* Stocks for the end of the current quarter are published with data for the first month after the end of the quarter.





Filter End of quarter March 2021



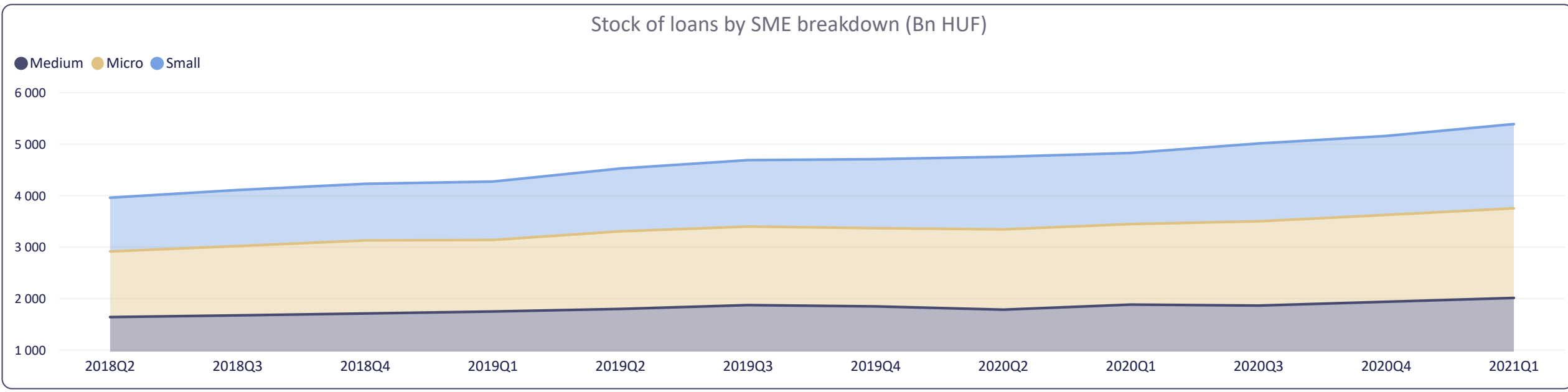

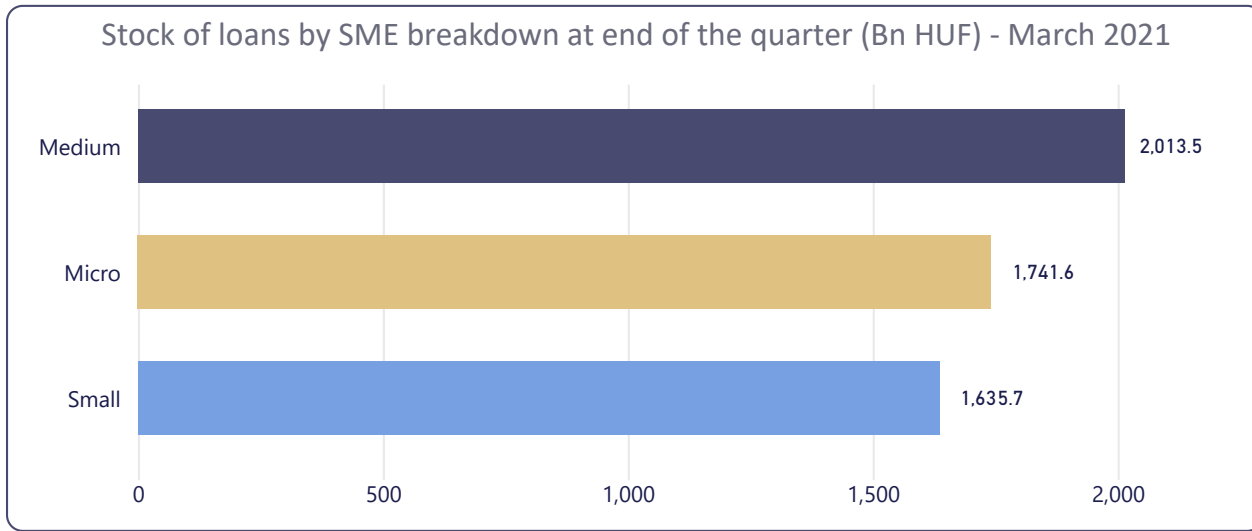
Loans to non-financial corporations by SME breakdown

HUF Foreign currency
Overdrafts Up to 1 year Over 1 year

Stock of loans by SME breakdown at end of the quarter (Bn HUF) - March 2021

5,390.8 +230.6

Change form previous month (Bn HUF)



* Stocks for the end of the current quarter are published with data for the first month after the end of the quarter.

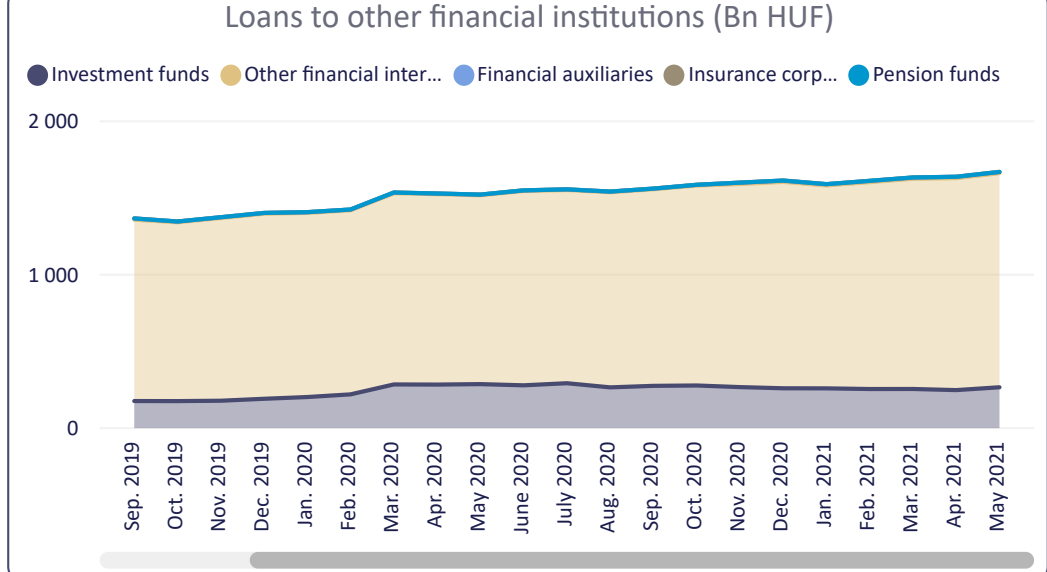
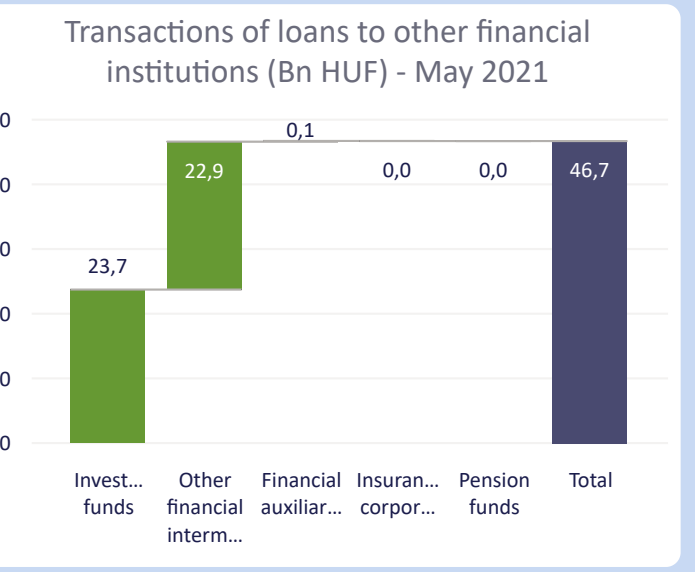
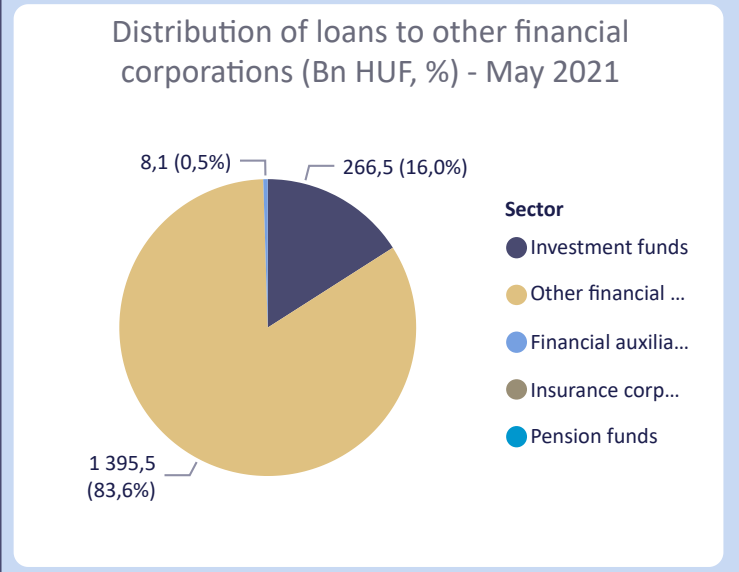
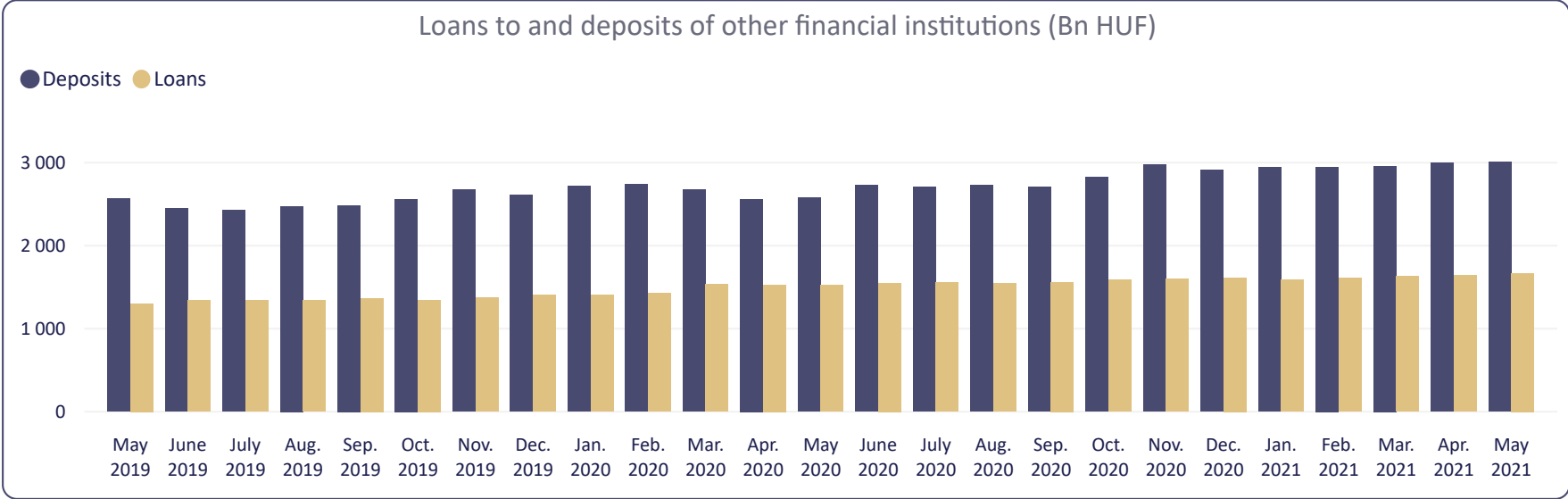
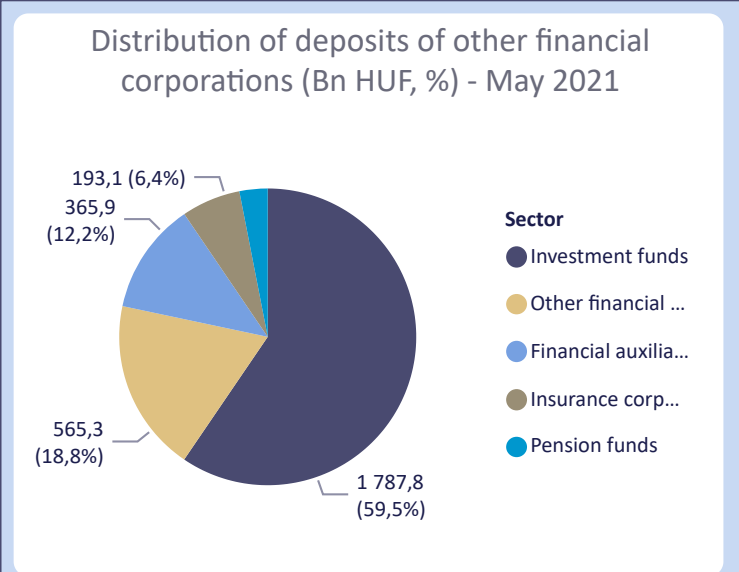




Filter Selected month ▼
 May 2021 ▼

Other financial institutions' loans and deposits

- Investment funds
- Other financial intermediaries
- Financial auxiliaries
- Insurance corporations
- Pension funds
- HUF
- Foreign currency





Monetary aggregates - M1

M1 M2 M3

Filter Selected month
May 2021

Original value of M1 (Bn HUF) - May 2021

30,065.5

+35.2

Changes from previous month (Bn HUF)

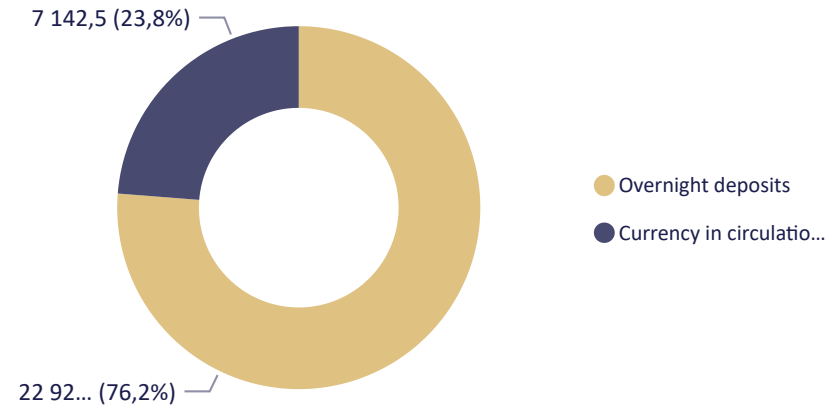
Seasonally adjusted value of M1 (Bn HUF) - May 2021

30,233.2

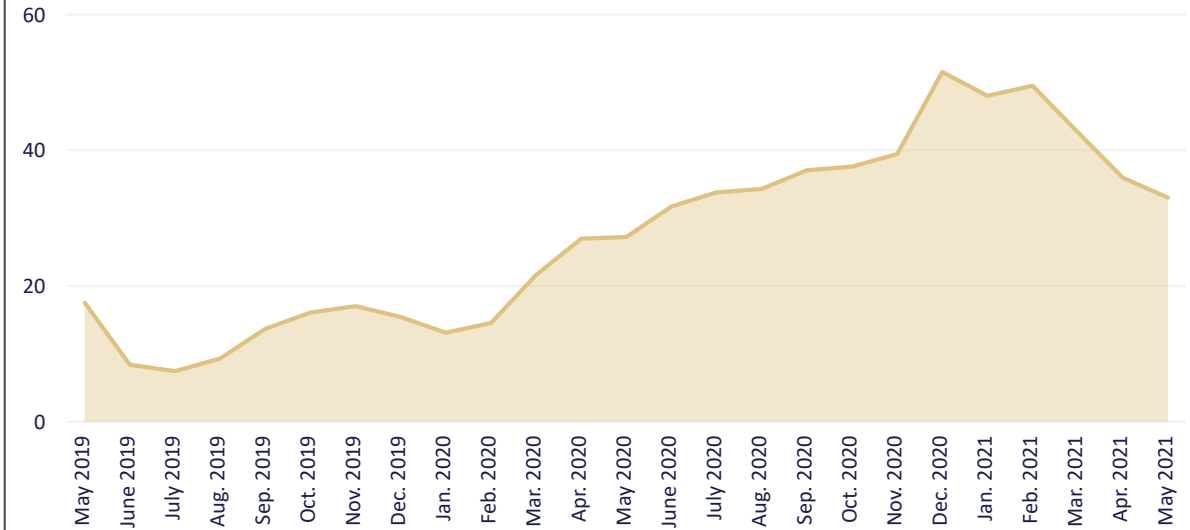
+144.1

Changes from previous month (Bn HUF)

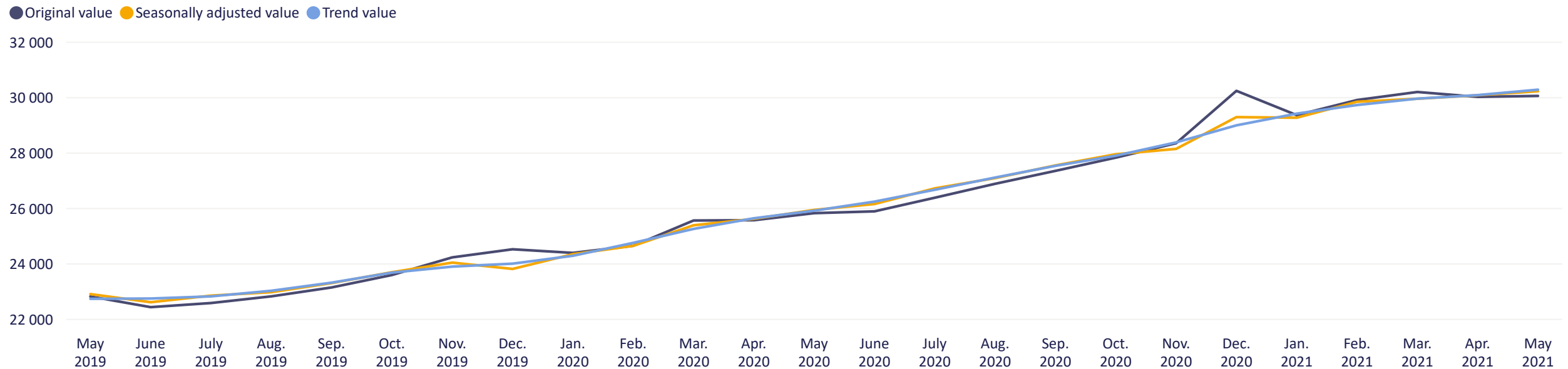
Distribution of M1 by its components (Bn HUF, %) - May 2021



Transaction-based annualised real growth rate of M1 (%)



The original, seasonally adjusted and trend value of M1 (Bn HUF)





Monetary aggregates - M2

M1 M2 M3

Filter Selected month
May 2021



Original value of M2 (Bn HUF) - May 2021

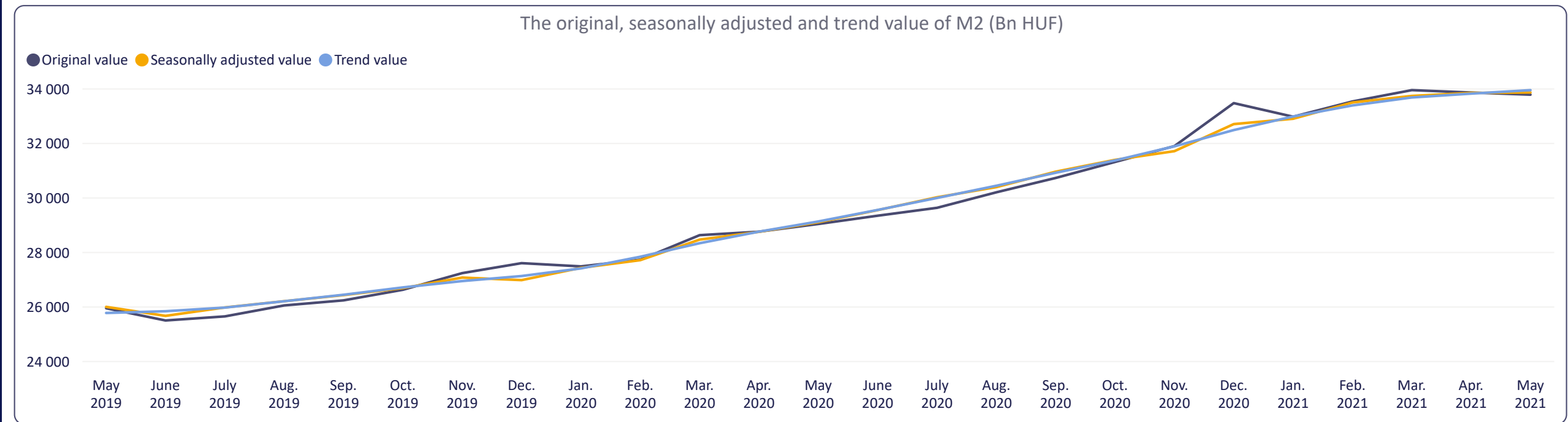
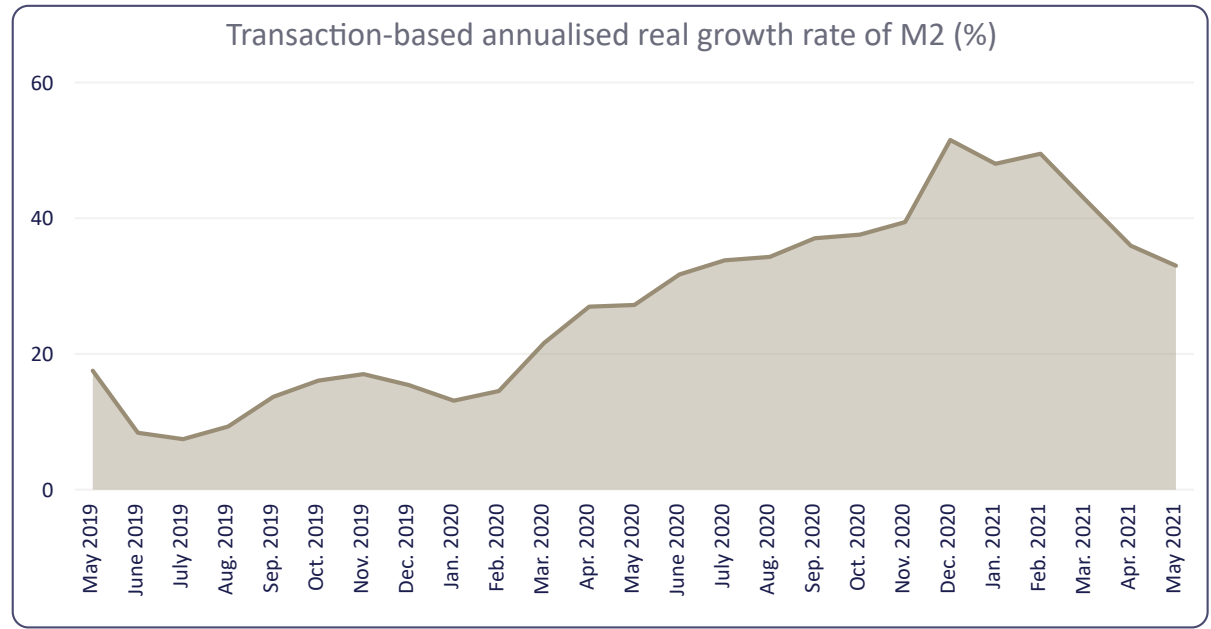
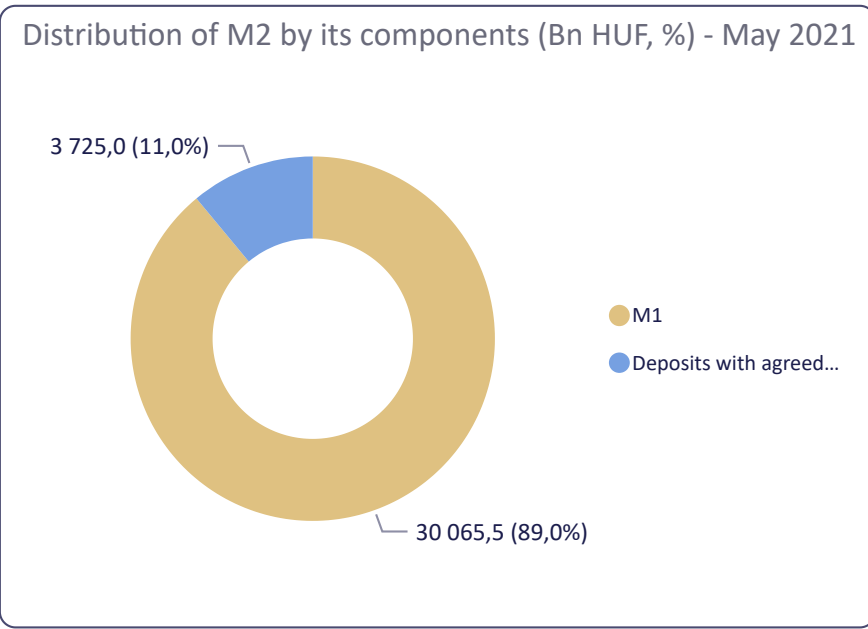
33,790.4 -78.6

Changes from previous month (Bn HUF)

Seasonally adjusted value of M2 (Bn HUF) - May 2021

33,870.4 +16.0

Changes from previous month (Bn HUF)





Monetary aggregates - M3

M1 M2 M3

Filter Selected month



Original value of M3 (Bn HUF) - May 2021

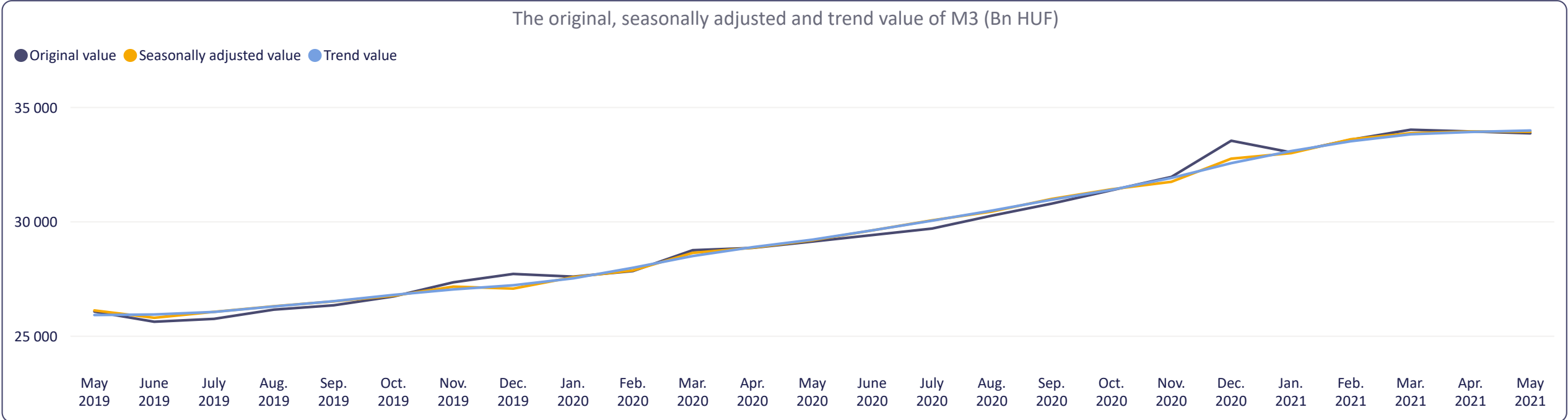
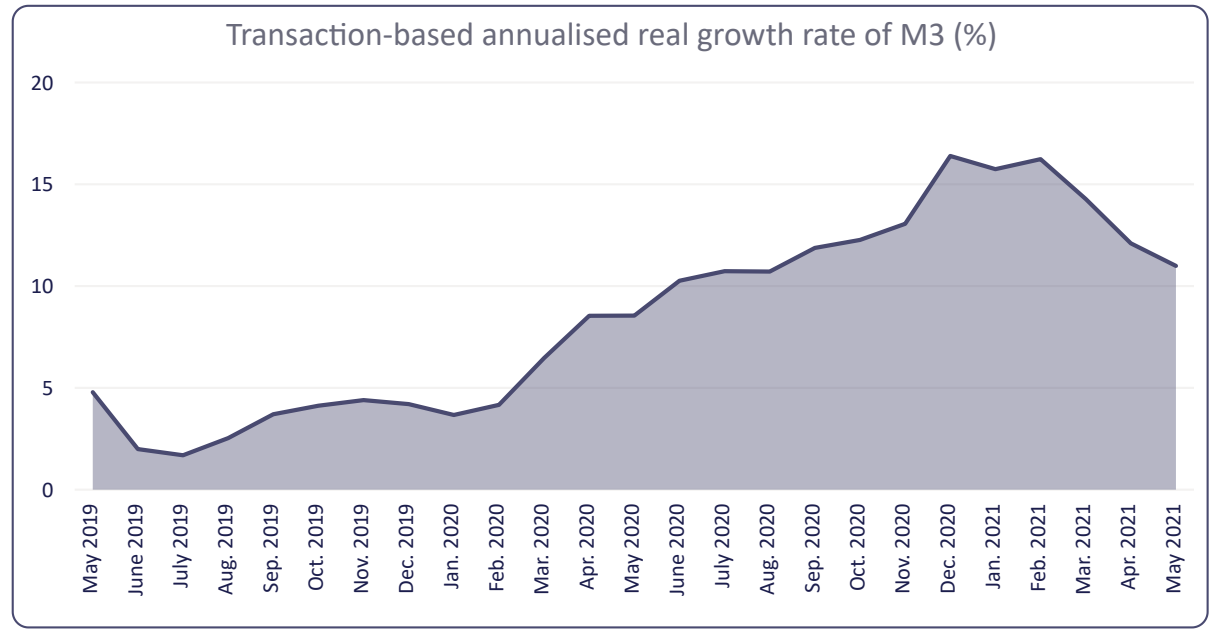
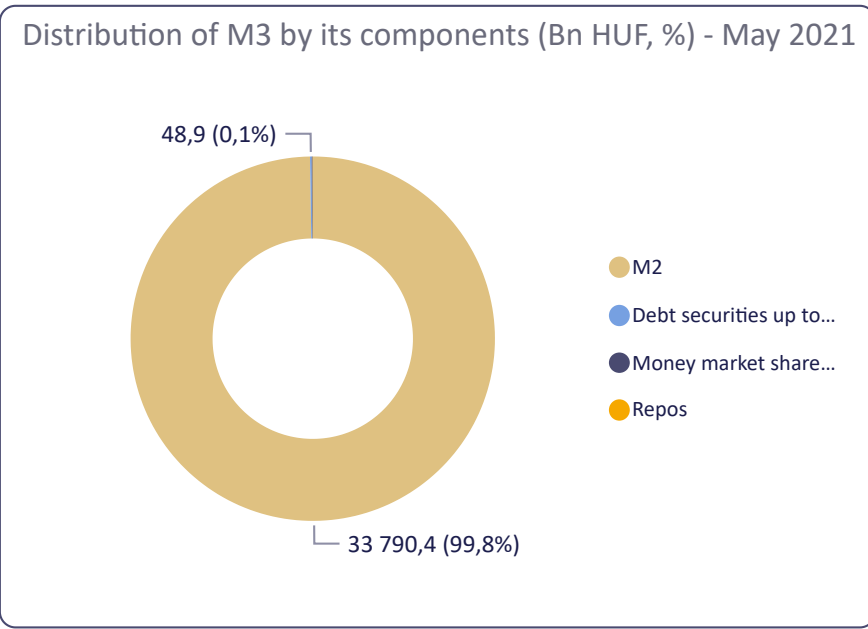
33,871.2 -80.8

Changes from previous month (Bn HUF)

Seasonally adjusted value of M3 (Bn HUF) - May 2021

33,940.3 -11.4

Changes from previous month (Bn HUF)





Filter

Selected month

May 2021



General government

Non-financial corporations

Financial corporations

Closing stock - General government (Bn HUF) - May 2021

11,063.0 +203.5

Change from previous month (Bn HUF)

Closing stock - General government - HUF (Bn HUF) - May 2021

10,738.5 +193.3

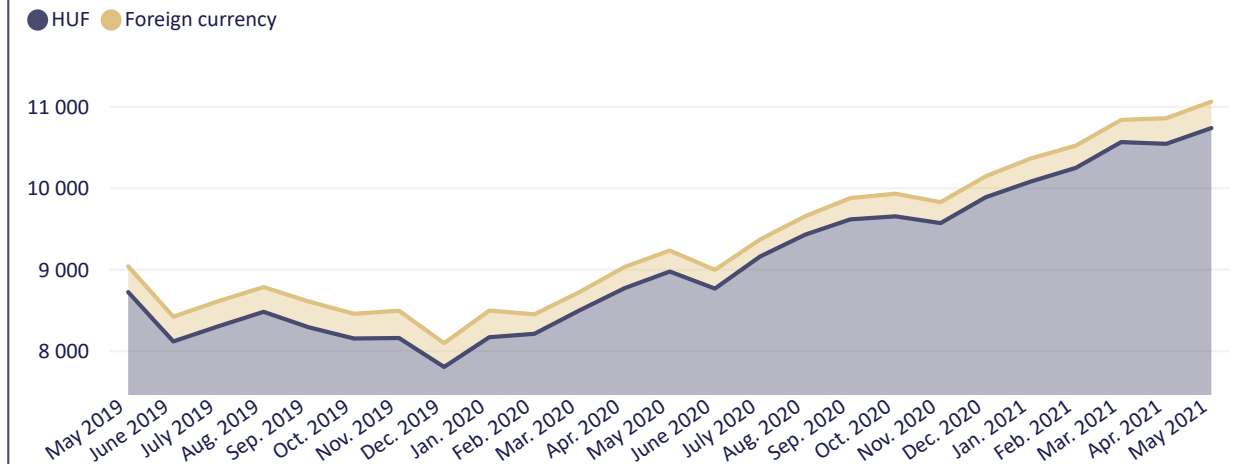
Change from previous month (Bn HUF)

Closing stock - General government - Foreign currency (Bn HUF) - May 2021

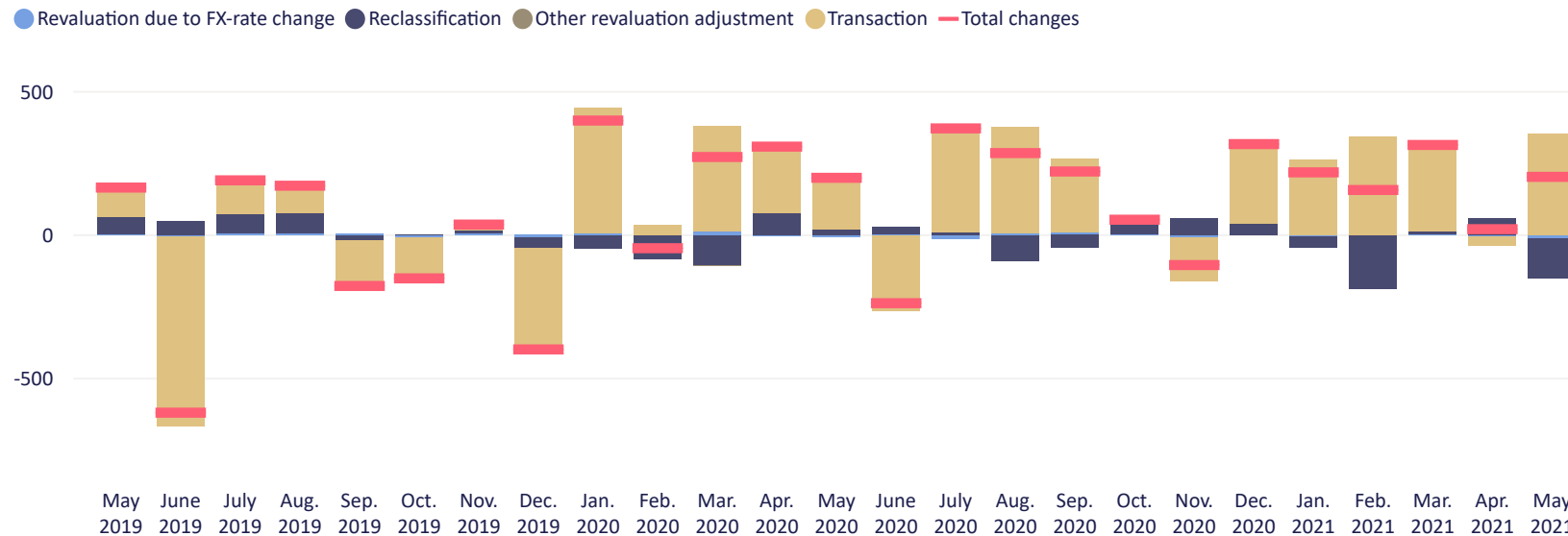
324.4 +10.2

Change from previous month (Bn HUF)

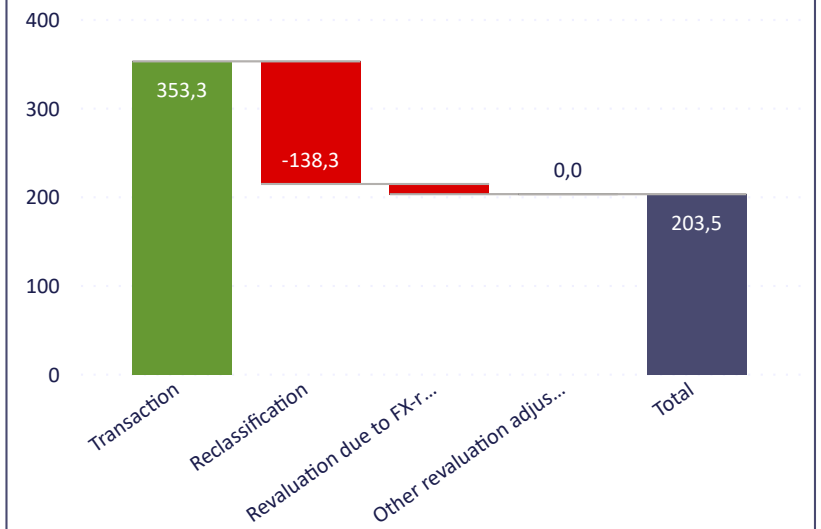
Closing stocks of debt securities issued by the general government (Bn HUF)



Components of the change in stocks of debt securities issued by the general government (Bn HUF)



Components of volume changes - General government - (Bn HUF) - May 2021





Accrued interest on MFI loans and deposits

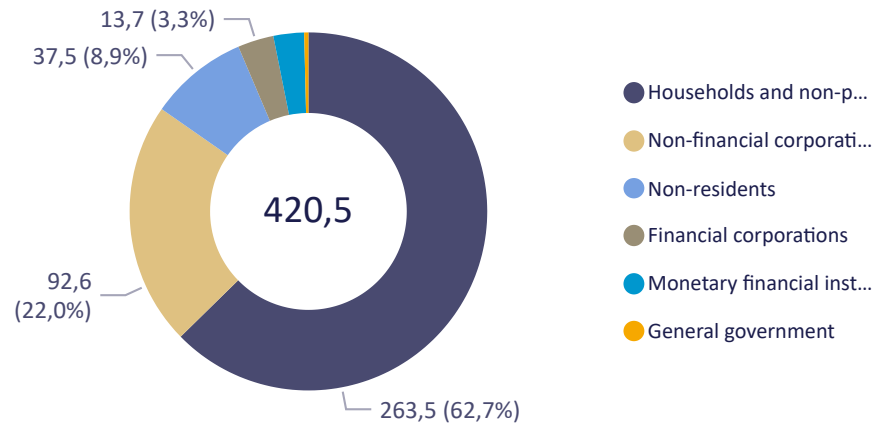
Filter

Selected month

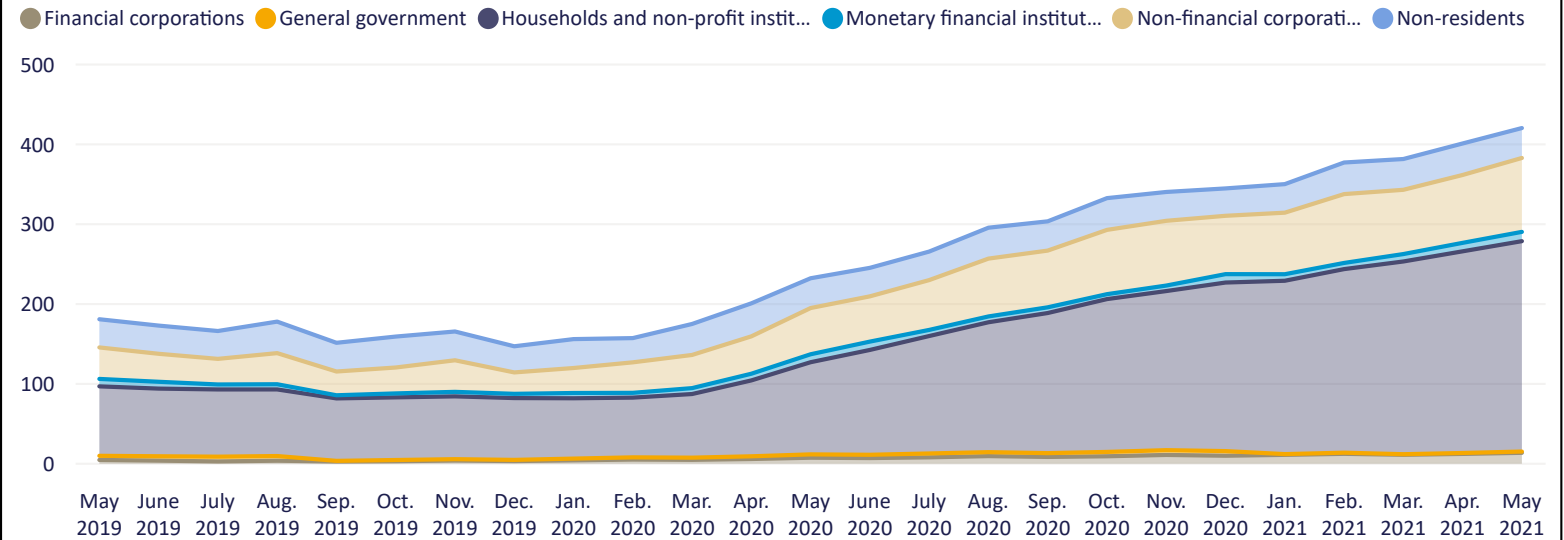
May 2021



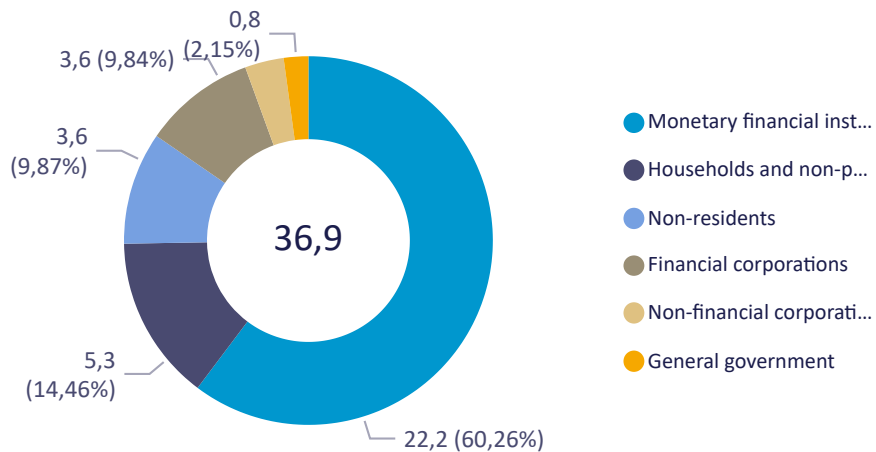
Distribution of accrued interests on loans (Bn HUF) - May 2021



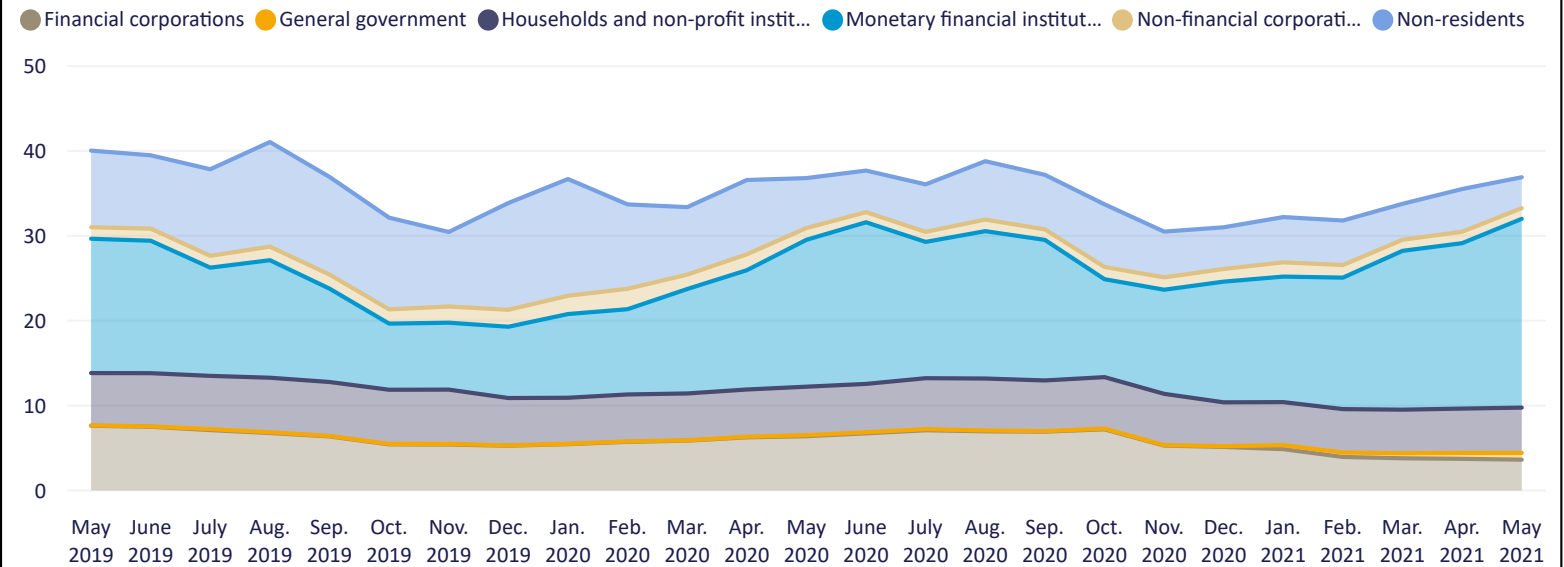
Accrued interests on loans (Bn HUF)



Distribution of accrued interests on deposits (Bn HUF) - May 2021



Accrued interests on deposits (Bn HUF)





Other information

Related time series

Time series >

Access to time series on the MNB's website: www.mnb.hu -> EN -> Statistics -> Statistical Data and Information -> Statistical Time Series -> [Statistics](#) -> [Statistical Data and Information](#) -> Statistical Time Series -> X. Monetary and other balance sheet statistics -> Monetary Statistics

Notes on methodology

Methodological notes >

Access to methodological notes on the MNB's website: www.mnb.hu -> EN -> Statistics -> Statistical Data and Information -> Methodological notes -> Methodological notes of aggregated balance sheet of credit institutions

Information about the next publication

The next press release will be published on: **02 August, 2021**

Publication calendar >

Access to Publication calendar on the MNB's website: www.mnb.hu -> EN -> Statistics -> Release calendar for Statistics

Contact information

Magyar Nemzeti Bank
Statistics Directorate

 Tel.: +36 1 428 2600

 Fax: + 36 1 429 8000

 Email: sajto@mnb.hu

