



# Press release on aggregated balance sheet of credit institutions

July 2021



Summary



Loans to individuals by the purpose of loans



Loans to and deposits of households and non-financial corporations



Foreign assets and liabilities



Loans to non-financial corporations by economic branches



Loans to non-financial corporations by SME



Loans to and deposits of other financial institutions



Monetary aggregates



Debt securities by sectors



Accrued interests



Other information

Monthly transaction of loans to households (Bn HUF)

131.5



Monthly transaction of households' deposits (Bn HUF)

93.9



Monthly transaction of loans to non-financial corporations (Bn HUF)

148.3



Monthly transaction of non-financial corporations' deposits (Bn HUF)

187.1



Balance sheet total (Bn HUF)

59,602.8 +2,145.2

Change from previous month (Bn HUF)



## Aggregated balance sheet of credit institutions - July 2021

According to seasonally adjusted data, households and non-financial corporations were net borrowers due to transactions in July 2021. Both sectors increased their deposit holdings in the month under review.

The stock of **household** loans rose by HUF 115.3 billion in seasonally adjusted terms and by HUF 131.5 billion in seasonally unadjusted terms, due to transactions. According to seasonally unadjusted data, the stock of forint loans increased by HUF 131.9 billion and that of foreign currency loans was largely unchanged.

The stock of prenatal baby support loans was HUF 1379.0 billion at the end of July.

Due to transactions, total deposits of the household sector rose by HUF 104.9 billion in seasonally adjusted terms and by HUF 93.9 billion in seasonally unadjusted terms. According to seasonally unadjusted data, there were net inflows of HUF 114.5 billion into forint deposits and net outflows of HUF 20.6 billion from foreign currency deposits in the month.

Due to transactions, outstanding debt of the **non-financial corporate sector** rose by HUF 122.3 billion in seasonally adjusted terms and by HUF 148.3 billion in seasonally unadjusted terms. According to seasonally unadjusted data, the stock of forint loans and foreign currency loans rose by HUF 111.1 billion and HUF 37.2 billion, respectively, due to transactions. Credit institutions' holdings of bonds issued by non-financial corporations rose by HUF 60.8 billion.

Excluding revaluations and other volume changes, the stock of non-financial corporations' deposits rose by HUF 134.4 billion in seasonally adjusted terms and by HUF 187.1 billion in seasonally unadjusted terms. According to seasonally unadjusted data, there were net inflows of HUF 354.7 billion into forint deposits and net outflows of HUF 167.6 billion from foreign currency deposits in the month.

In July 2021, **foreign liabilities** of credit institutions accounted for 12.6% of the sector's balance sheet total.

Components of monthly stock changes	Opening stocks	Transactions	Revaluation due to FX-rate change	Re-classification	Other revaluation adjustment	Total changes	Closing stocks
☐ Total assets	57 457,6	1 811,8	192,3	141,2	0,0	2 145,2	59 602,8
☐ 1. Non-financial corporations	9 987,9	209,1	59,0	-8,6	0,0	259,5	10 247,4
1.1 HUF loans	5 880,3	111,1	0,0	-0,4	0,0	110,7	5 991,1
1.2 FX loans	3 496,8	37,2	57,0	0,0	0,0	94,2	3 590,9
1.3 Securities other than shares	610,8	60,8	2,0	-8,2	0,0	54,6	665,4
⊕ 2. Other financial corporations	1 711,1	0,5	7,4	0,0	0,0	7,9	1 719,0
⊕ 3. Central government	11 281,4	-26,6	8,9	9,2	0,0	-8,5	11 272,9
⊕ 4. Local governments	159,1	1,2	0,0	0,0	0,0	1,2	160,3
☐ 5. Households	8 738,0	131,5	0,5	-0,9	0,0	131,1	8 869,0
5.1 HUF loans	8 711,3	131,9	0,0	-0,9	0,0	130,9	8 842,2
5.2 FX loans	26,7	-0,3	0,5	0,0	0,0	0,1	26,8
⊕ 6. Non-residents	7 616,7	-103,0	94,3	3,2	0,0	-5,5	7 611,2
⊕ 7. Remaining assets	17 963,5	1 599,0	22,3	138,2	0,0	1 759,5	19 723,0
☐ Total liabilities	57 457,6	1 811,8	192,3	141,1	0,0	2 145,2	59 602,8
☐ 8. Non-financial corporations	11 905,9	187,1	64,6	0,0	-6,9	244,8	12 150,7
8.1 HUF deposits	7 892,7	354,7	0,0	0,0	-4,9	349,8	8 242,5
8.2 FX deposits	4 013,2	-167,6	64,6	0,0	-2,0	-105,0	3 908,2
⊕ 9. Other financial corporations	3 085,6	43,1	12,9	0,0	0,3	56,2	3 141,9
⊕ 10. Central government	1 114,1	-22,1	0,4	0,0	6,6	-15,1	1 099,0
⊕ 11. Local governments	916,0	3,8	0,1	0,0	0,0	3,9	919,9
☐ 12. Households	11 797,9	93,9	29,0	0,0	0,3	123,2	11 921,1
12.1 HUF deposits	10 069,9	114,5	0,0	0,0	0,2	114,7	10 184,6
12.2 FX deposits	1 728,0	-20,6	29,0	0,0	0,1	8,5	1 736,5
⊕ 13. Debt securities issued (held by residents)	2 491,4	-10,7	5,0	-6,8	0,0	-12,5	2 478,9
⊕ 14. Non-residents	6 017,2	1 424,5	73,9	2,6	-0,3	1 500,6	7 517,8
⊕ 15. Remaining liabilities	20 129,6	92,2	6,4	145,4	0,0	244,0	20 373,6

\* The data reflect the effects of the Covid-19 pandemic and the government measures taken in response (e.g. the repayment moratorium).



Filter

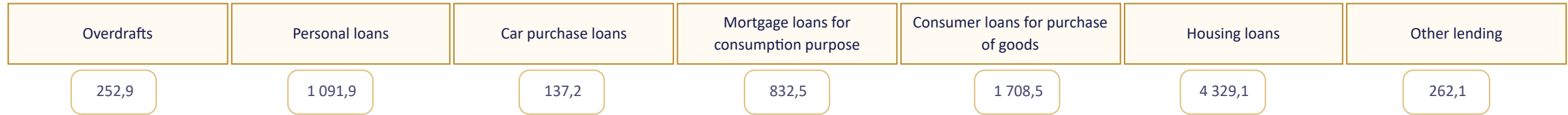
Selected month

July 2021

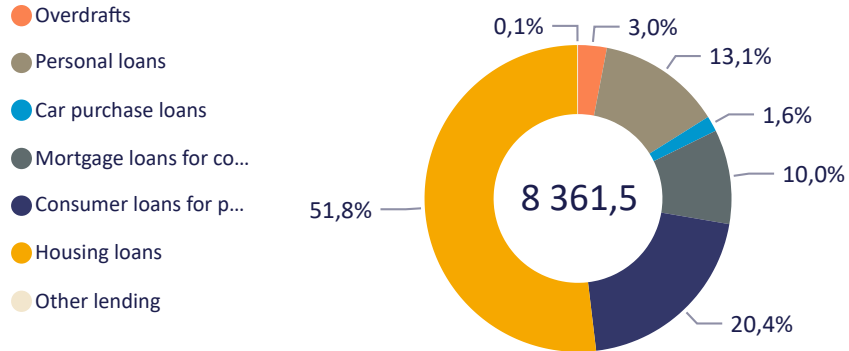


# Loans to individuals by the purpose of loan

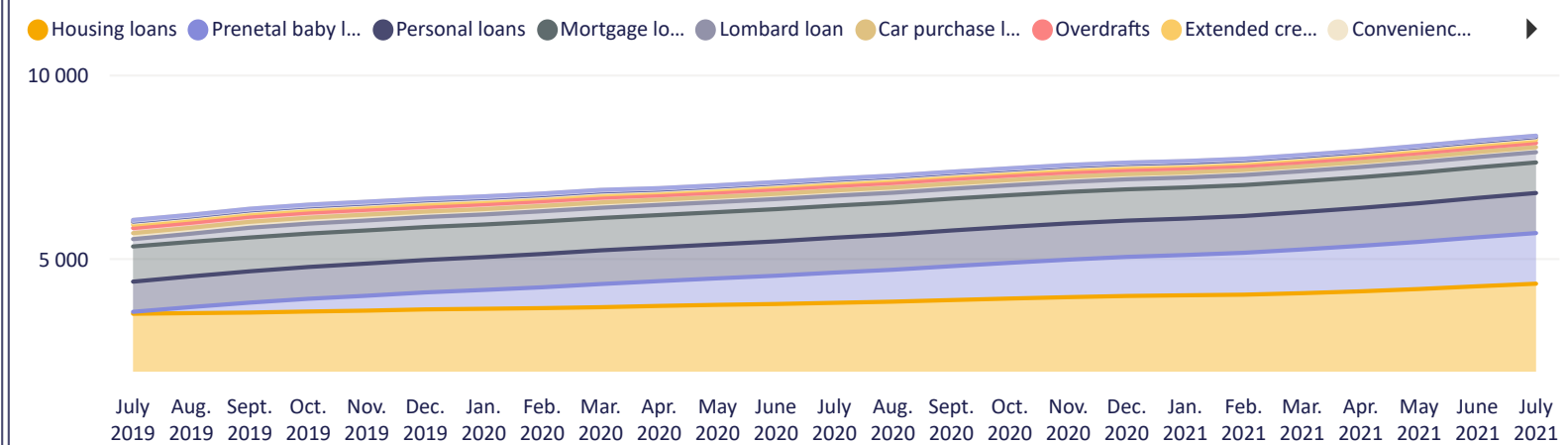
Monthly stocks by the purpose of loan



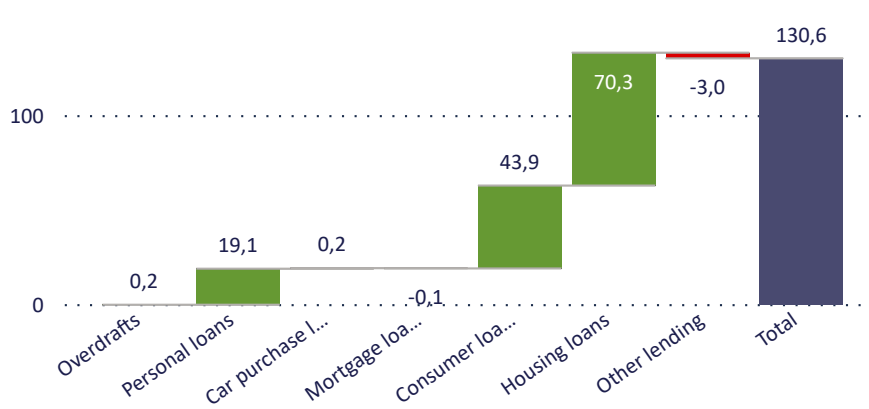
Distribution of stock at the end of the month by the purpose of loan (Bn HUF, %) - July 2021



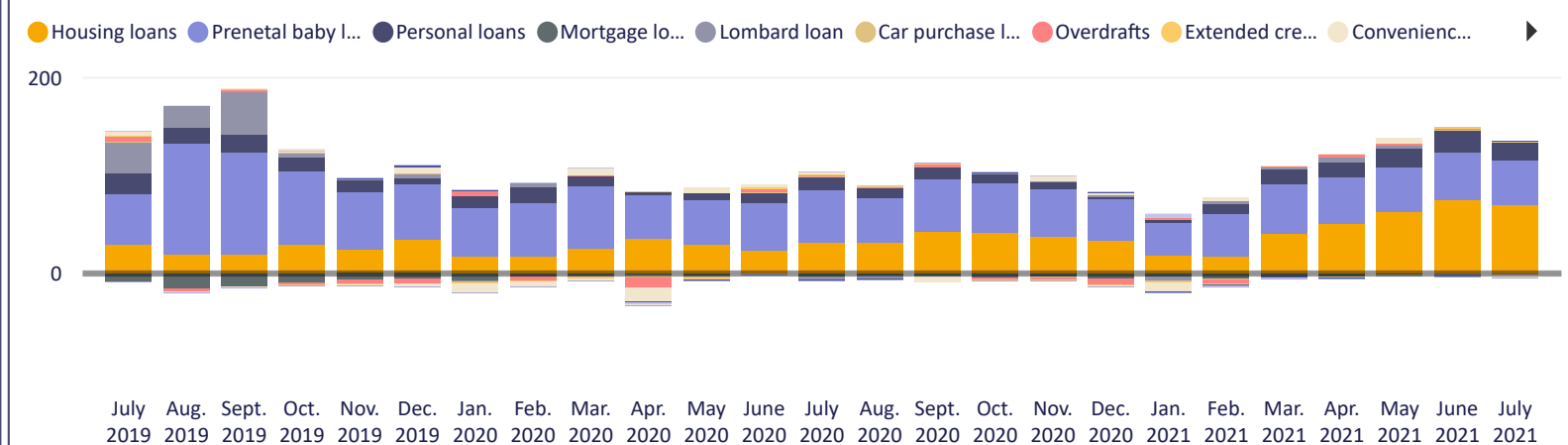
Loans to individuals - Stock at the end of the month (Bn HUF)



Monthly transactions by the purpose of loan (Bn HUF) - July 2021



Loans to individuals - Monthly transactions (Bn HUF)





# Aggregated balance sheet of credit institutions

## Loans to and deposits of households and non-financial corporations

Stocks, transactions | Annualized growth rate

Filter July 2019 - July 2021

Households | Non-financial corporations

Total | HUF | Foreign currency

Households - Ratio of loans and deposits (%) - July 2021

**74.4** +0.3

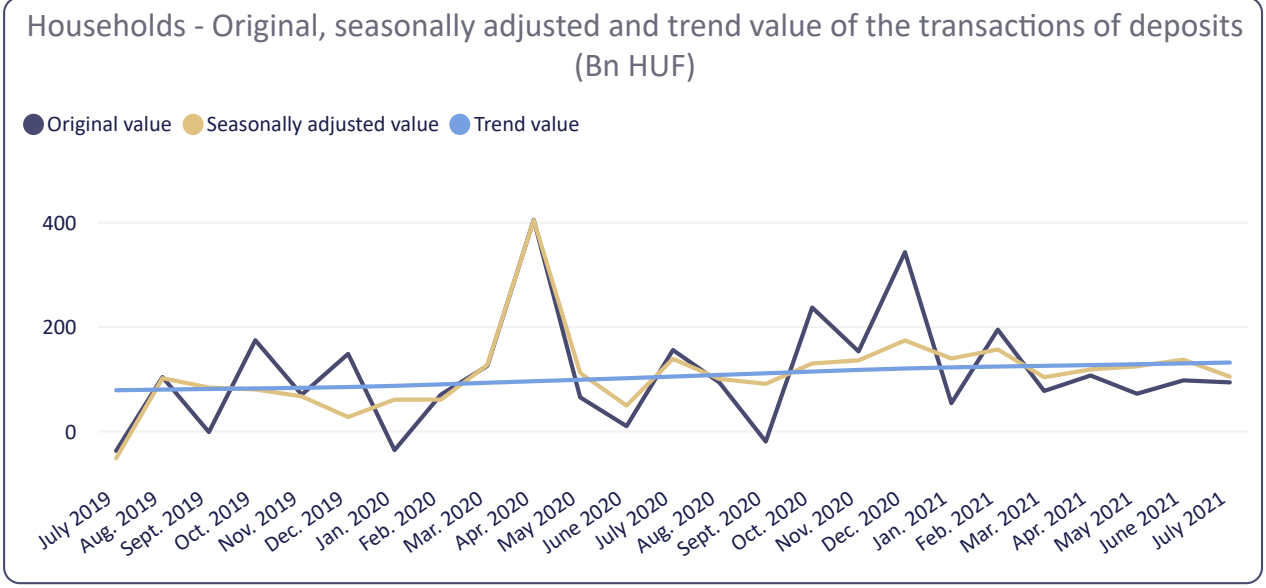
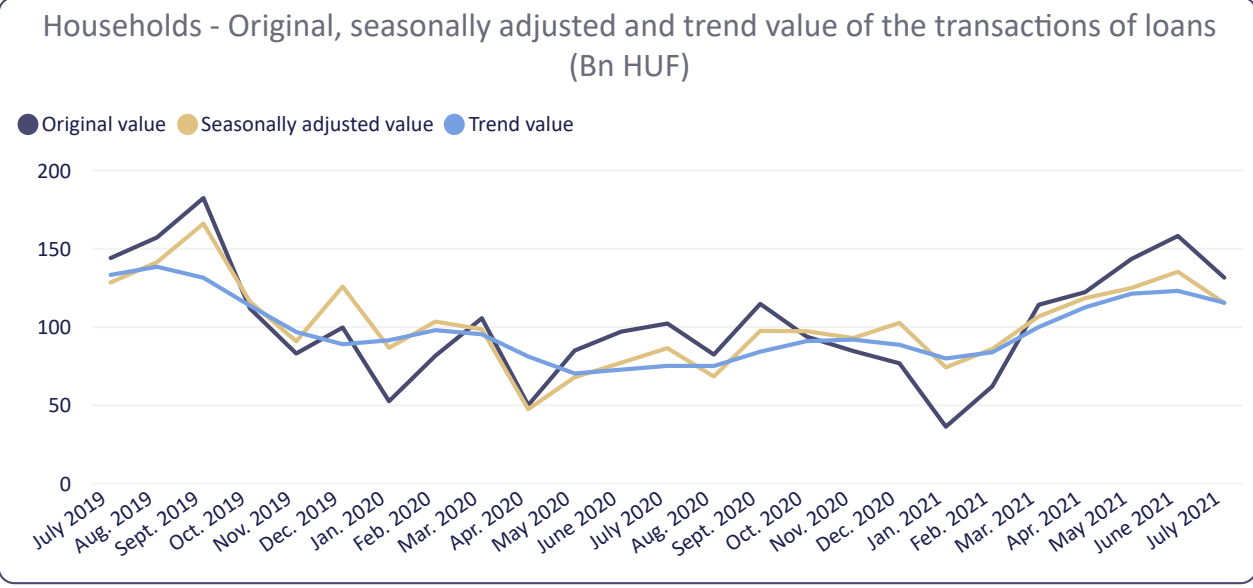
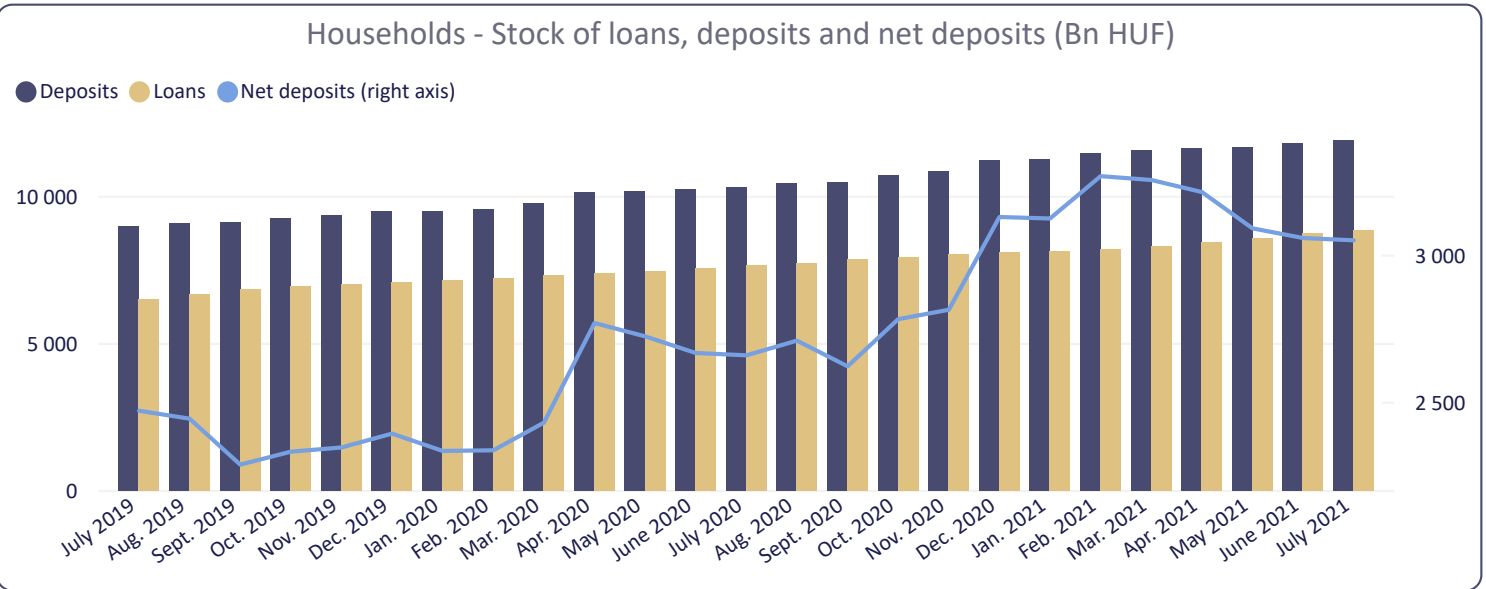
Change from previous month (percentage point)

Households - Seasonally adjusted value of the monthly transaction of loans (Bn HUF) - July 2021

**115.3**

Households - Seasonally adjusted value of the monthly transaction of deposits (Bn HUF) - July 2021

**104.9**





# Aggregated balance sheet of credit institutions

## Loans to and deposits of households and non-financial corporations

Stocks, transactions | Annualized growth rate

July 2019 - July 2021

Filter

Households | **Non-financial corporations**

**Total** | HUF | Foreign currency

Non-financial corporations - Ratio of loans and deposits (%) - July 2021

**78.9** +0.1

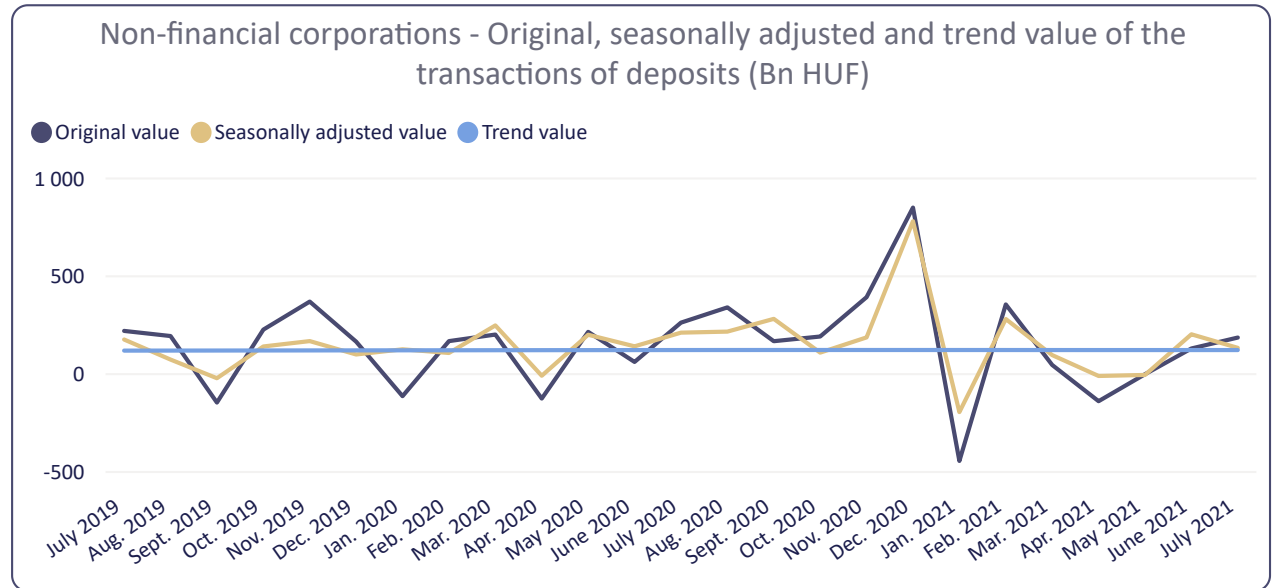
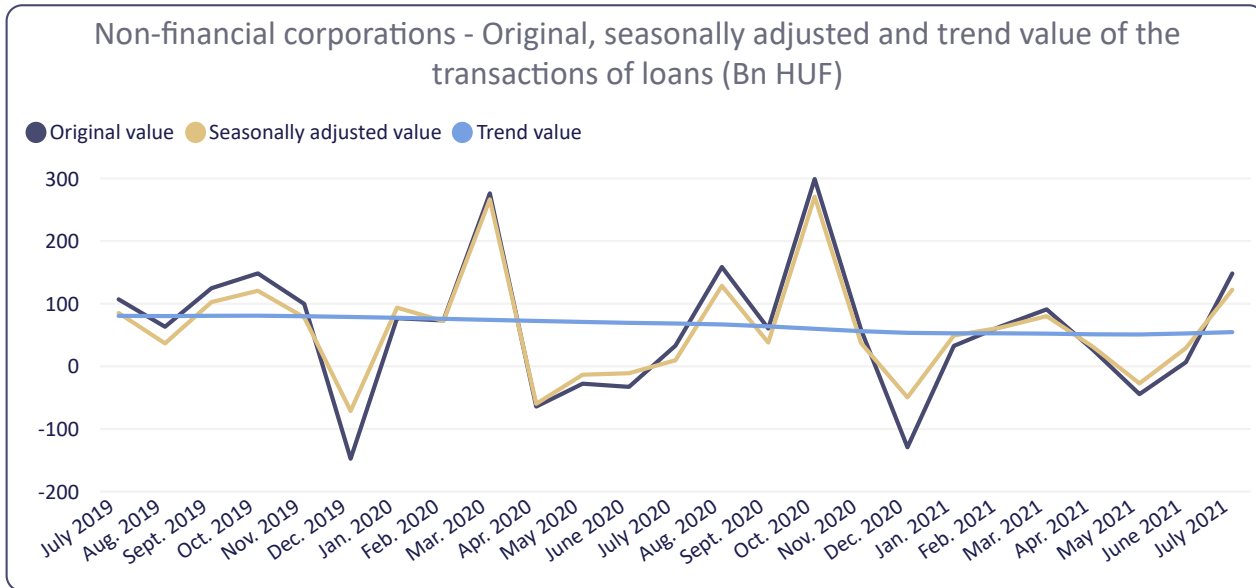
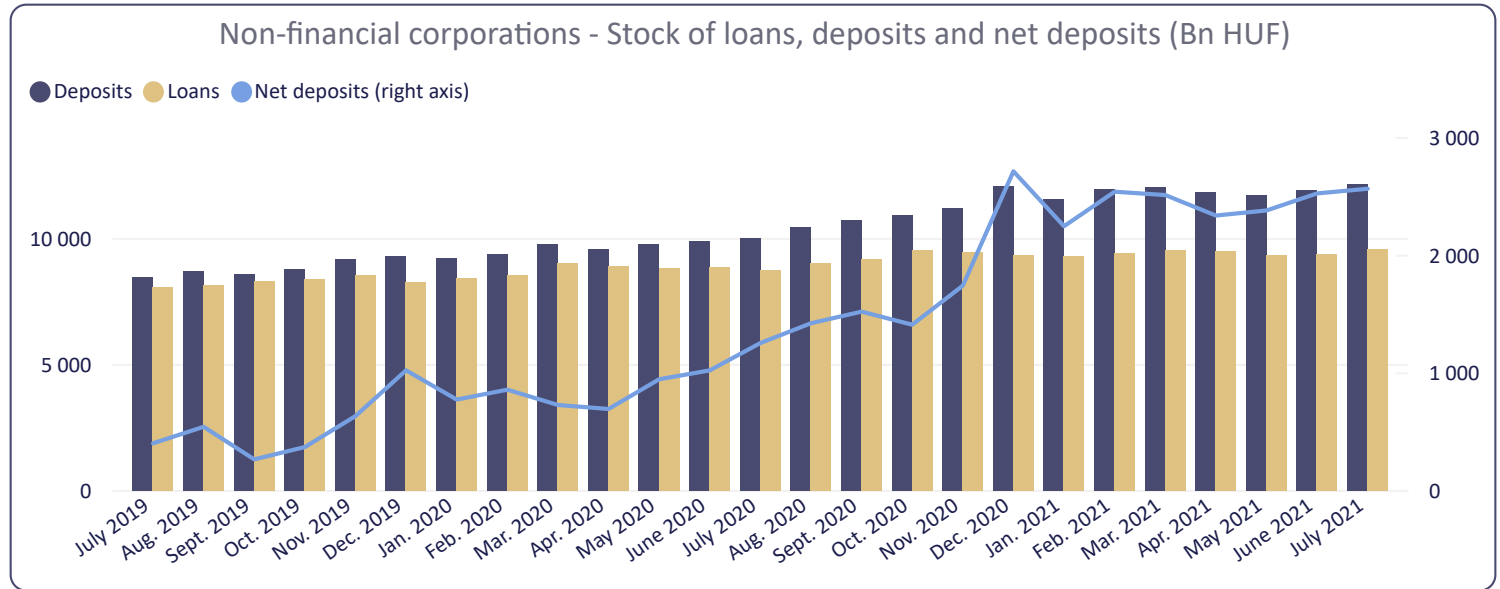
Change from previous month (percentage point)

Non-financial corporations - Seasonally adjusted value of the monthly transaction of loans (Bn HUF) - July 2021

**122.3**

Non-financial corporations - Seasonally adjusted value of the monthly transaction of deposits (Bn HUF) - July 2021

**134.4**



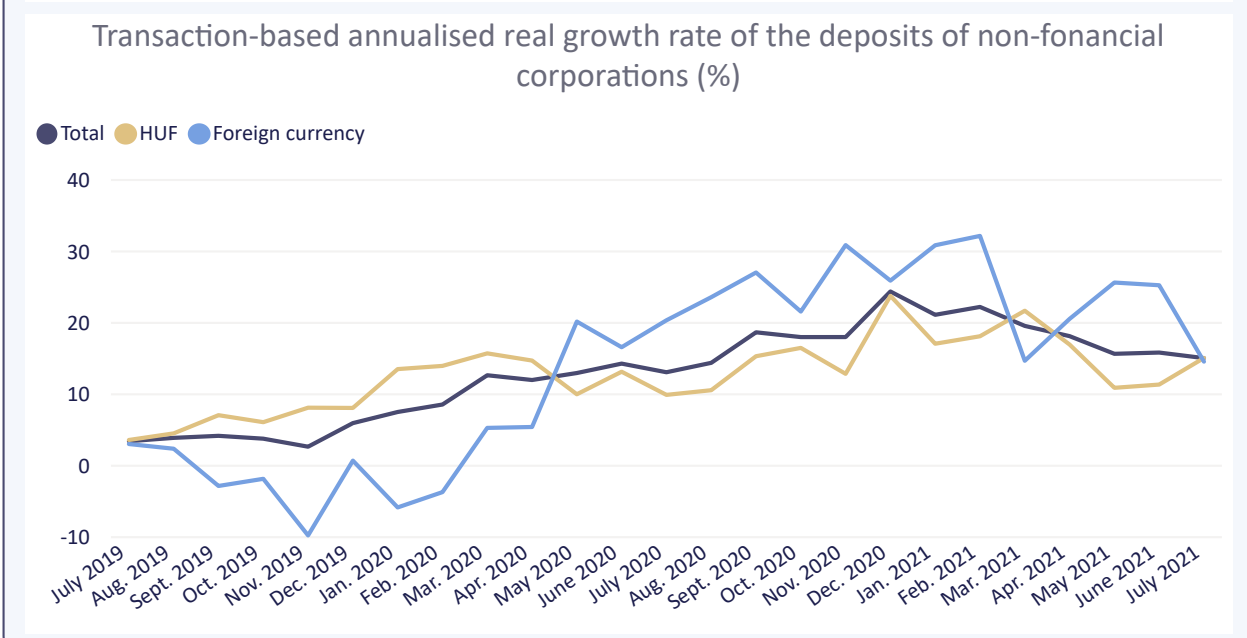
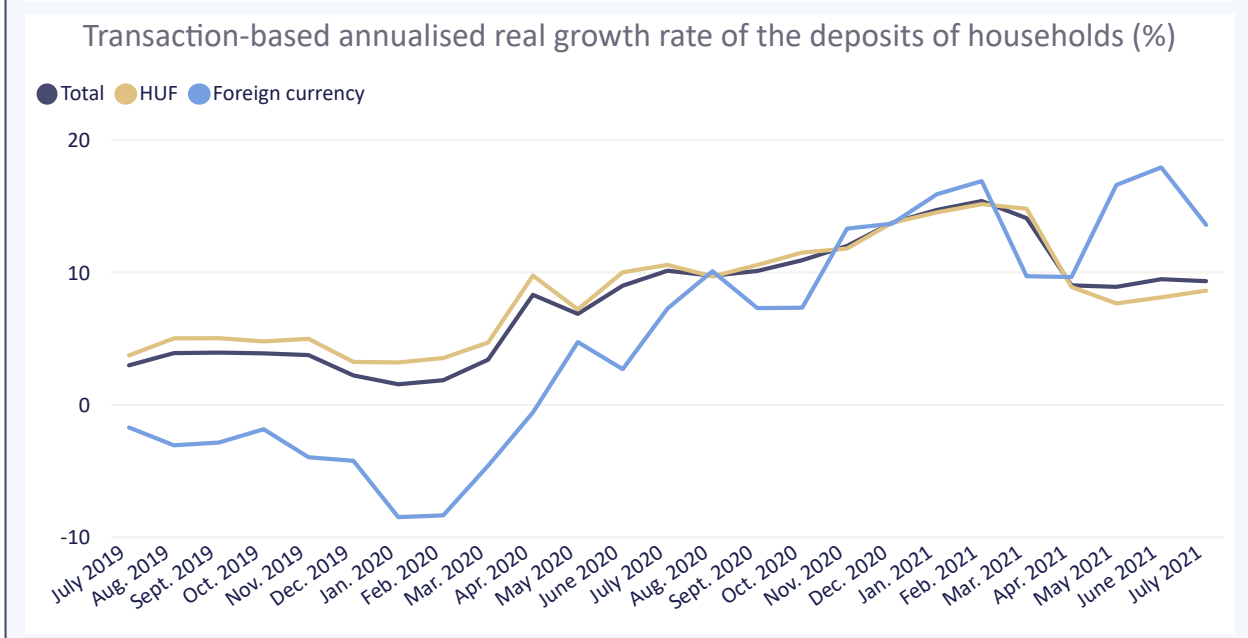
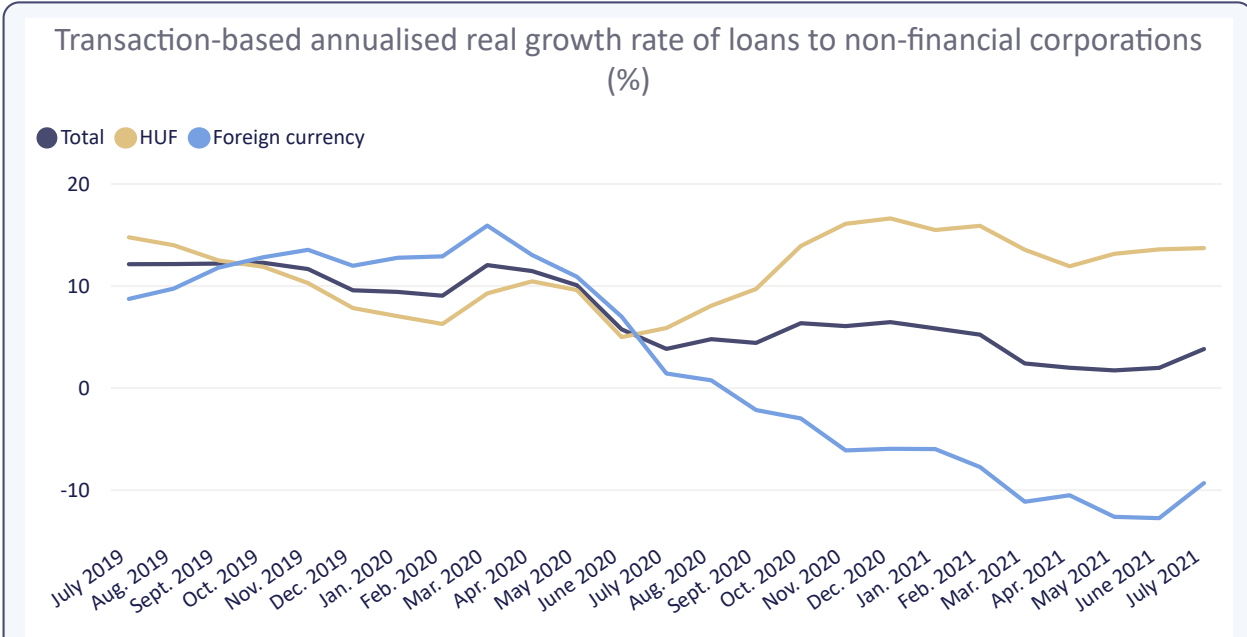
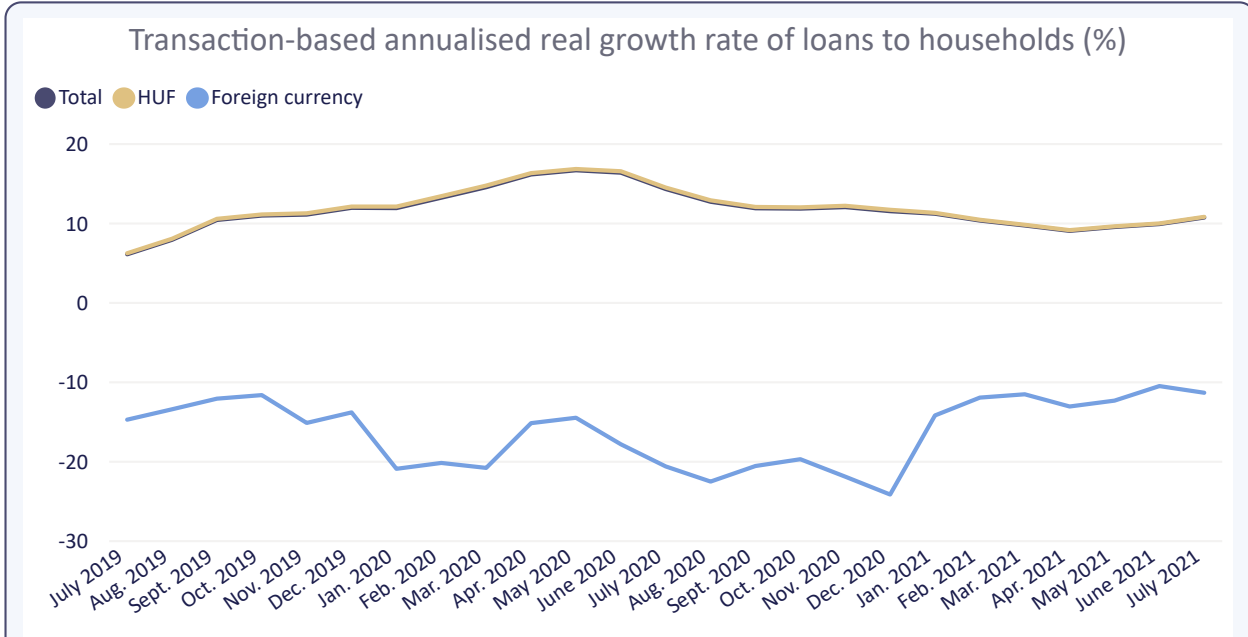


# Aggregated balance sheet of credit institutions

## Transaction-based annualised real growth rate of households' and non-financial corporations' loans and deposits

Stocks, transactions | Annualised growth rate

Filter | July 2019 - July 2021





Filter July 2019 - July 2021



## Foreign assets and liabilities

Foreign assets as percentage of the balance sheet total (%) - July 2021

**12.8** -0.5

Change from previous month (percentage point)



Foreign liabilities as percentage of the balance sheet total (%) - July 2021

**12.6** +2.1

Change from previous month (percentage point)



The stock of foreign assets at the end of the month (Bn HUF) - July 2021

**7,611.2** -5.5

Change from previous month (Bn HUF)



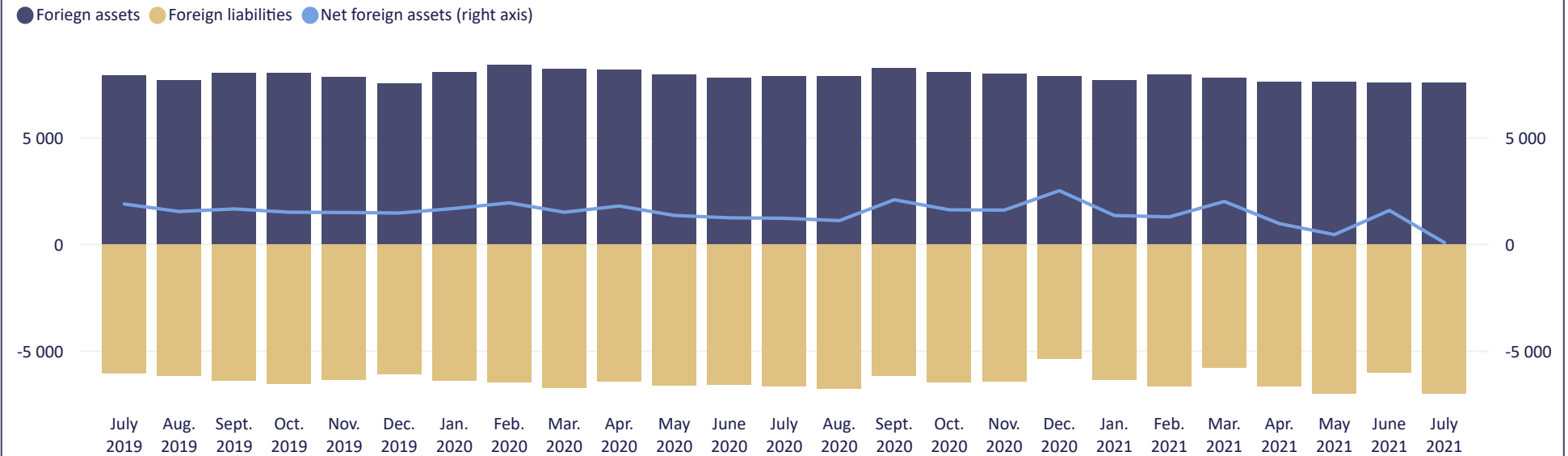
The stock of foreign liabilities at the end of the month (Bn HUF) - July 2021

**7,517.8** +1,500.6

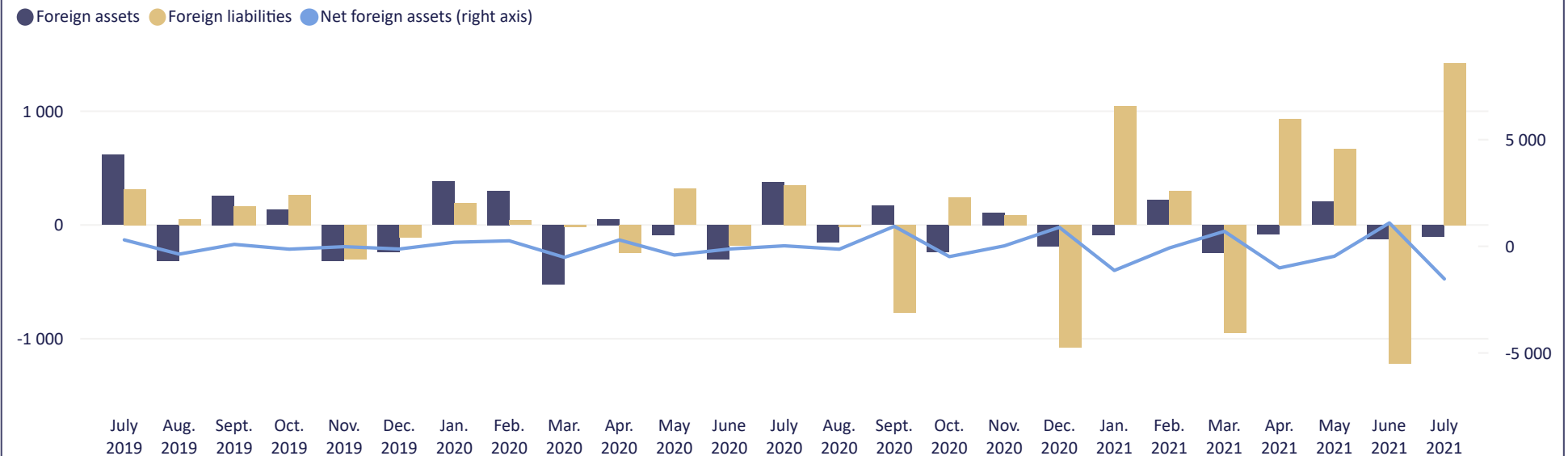
Change from previous month (Bn HUF)



### The stock of foreign assets, foreign liabilities and net foreign assets at the end of the months (Bn HUF)



### Monthly transactions of foreign assets, foreign liabilities and net foreign assets (Bn HUF)





Filter

End of quarter

June 2021



# Loans to non-financial corporations by economic branches

HUF

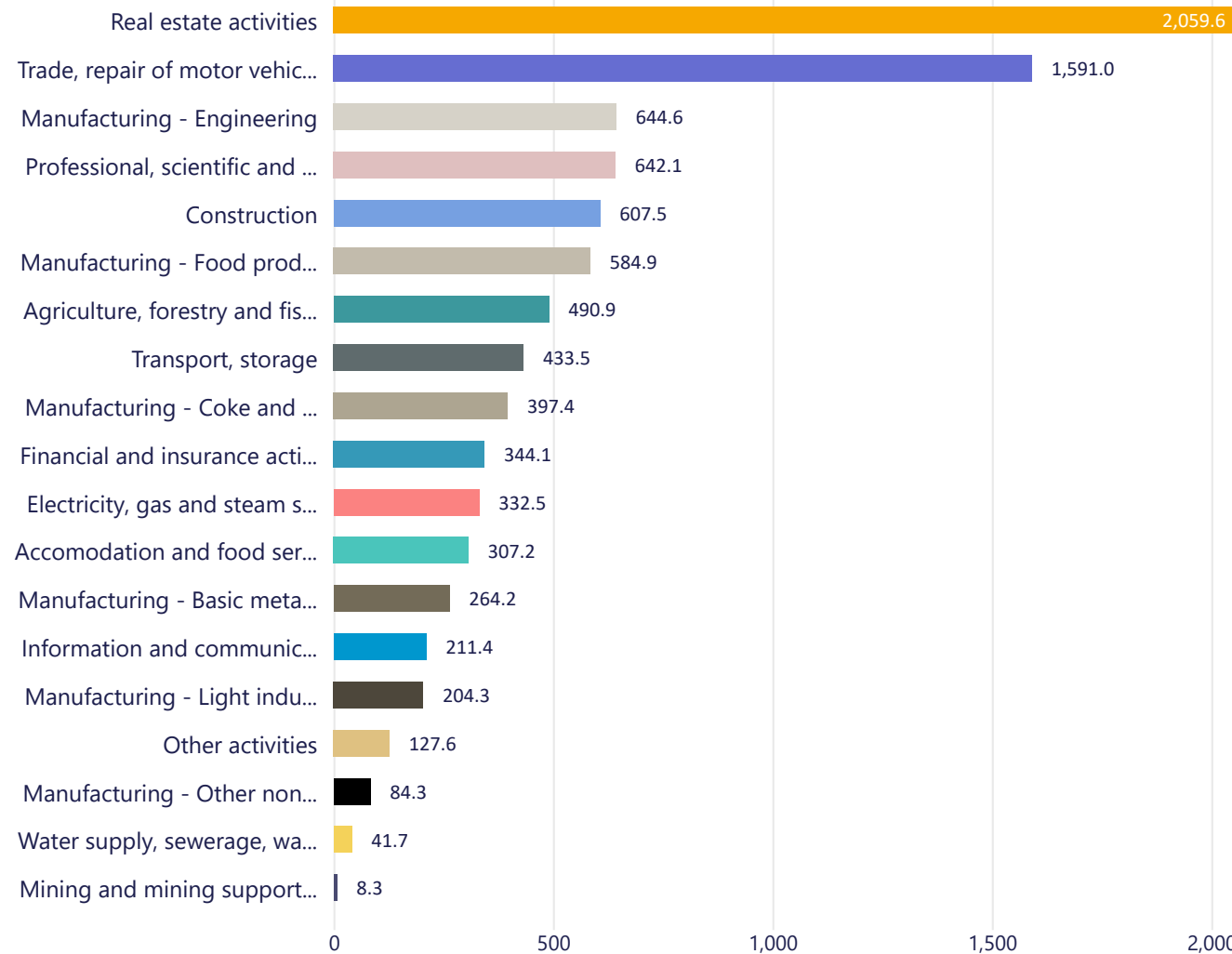
Foreign currency

Overdrafts

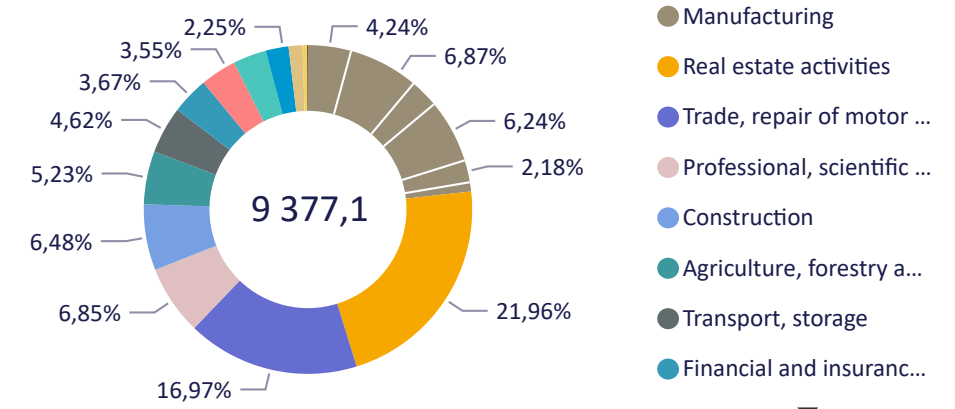
Up to 1 year

Over 1 year

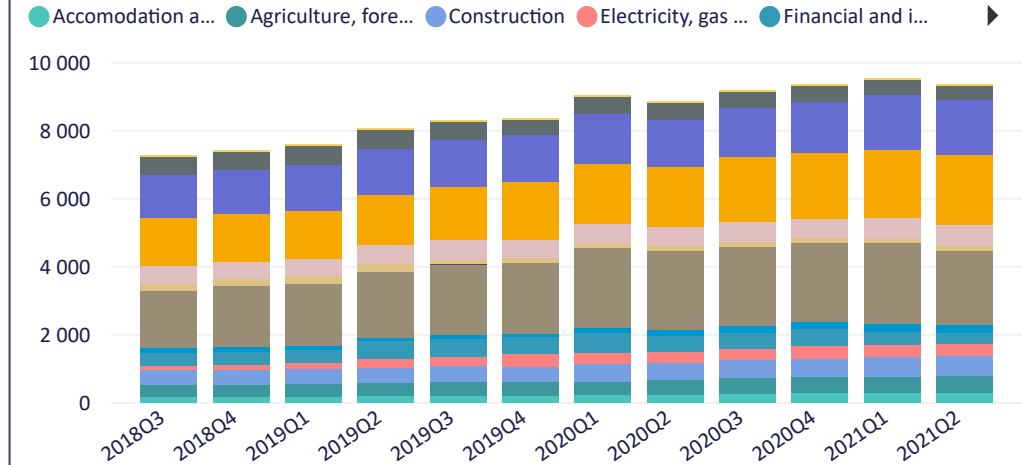
### Stock of loans to non financial corporations at end of the quarter (Bn HUF) - June 2021



### Distribution of loans to non financial corporations (Bn HUF, %) - June 2021



### Stock of loans to non financial corporations (Bn HUF) - June 2021



\* Stocks for the end of the current quarter are published with data for the first month after the end of the quarter.







Filter End of quarter June 2021



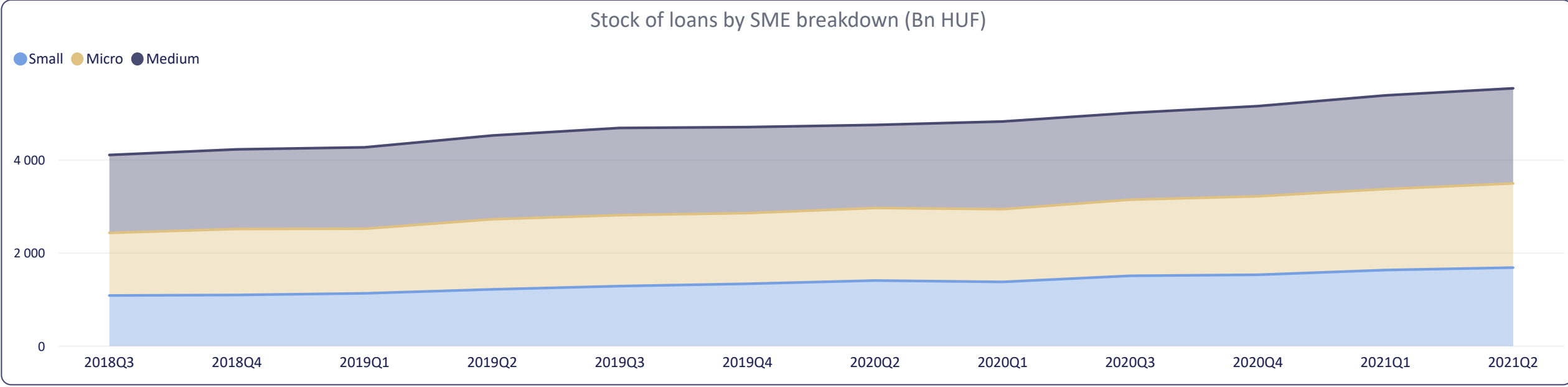

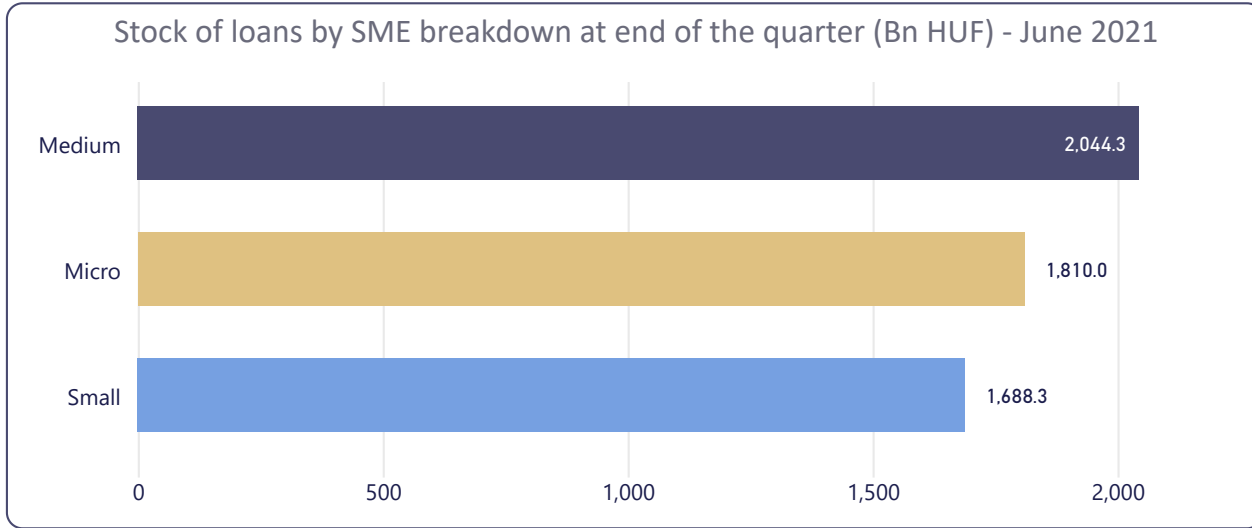
# Loans to non-financial corporations by SME breakdown

HUF Foreign currency
Overdrafts Up to 1 year Over 1 year

Stock of loans by SME breakdown at end of the quarter (Bn HUF) - June 2021

**5,542.6** +151.8

Change form previous month (Bn HUF)



\* Stocks for the end of the current quarter are published with data for the first month after the end of the quarter.

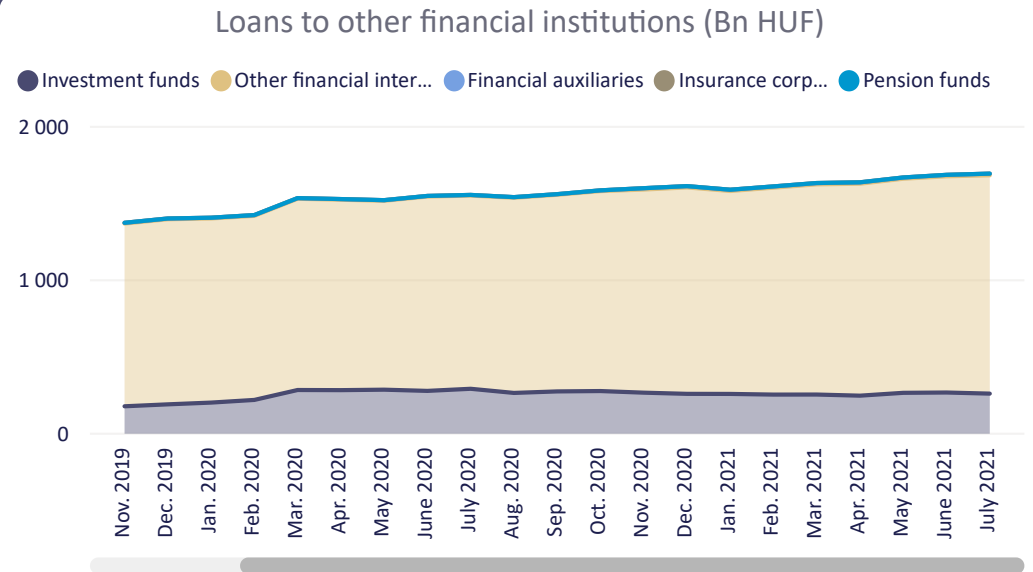
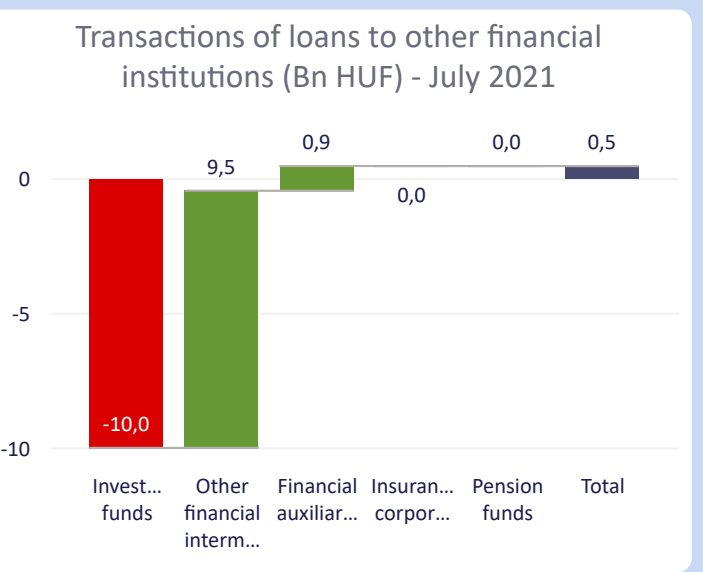
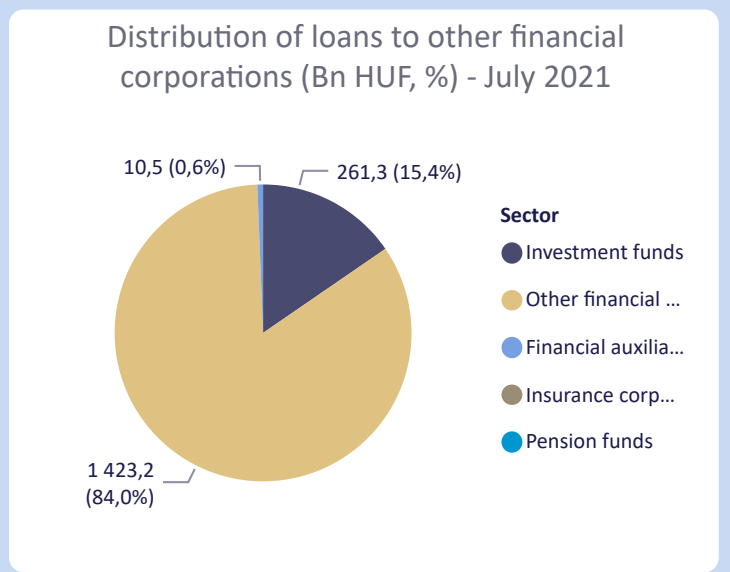
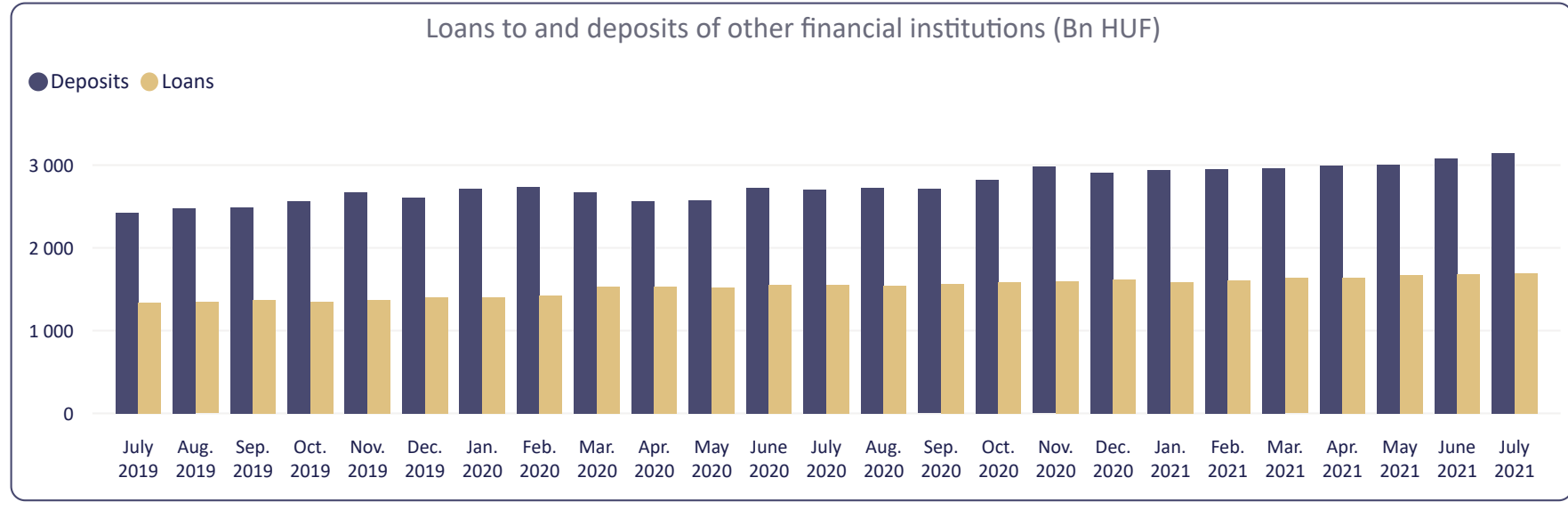
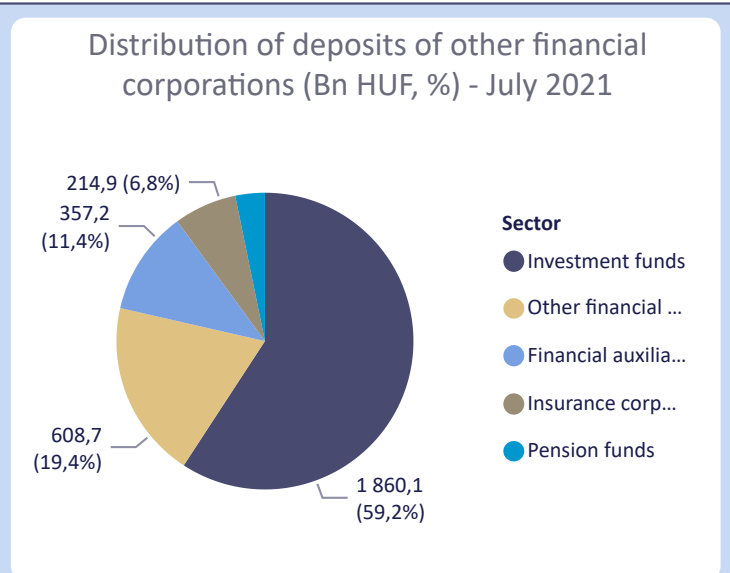




Filter Selected month ▼  
 July 2021 ▼

# Other financial institutions' loans and deposits

Investment funds    Other financial intermediaries    Financial auxiliaries    Insurance corporations    Pension funds    HUF    Foreign currency





M1 M2 M3

Filter Selected month  
July 2021



# Monetary aggregates - M1

Original value of M1 (Bn HUF) - July 2021

**30,596.0** +255.5

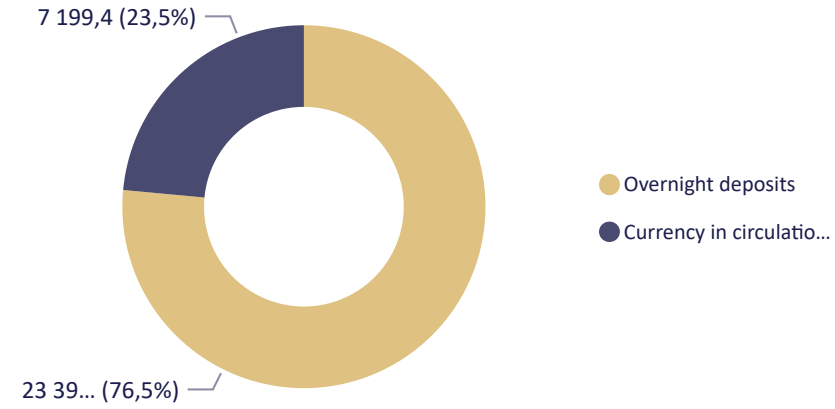
Changes from previous month (Bn HUF)

Seasonally adjusted value of M1 (Bn HUF) - July 2021

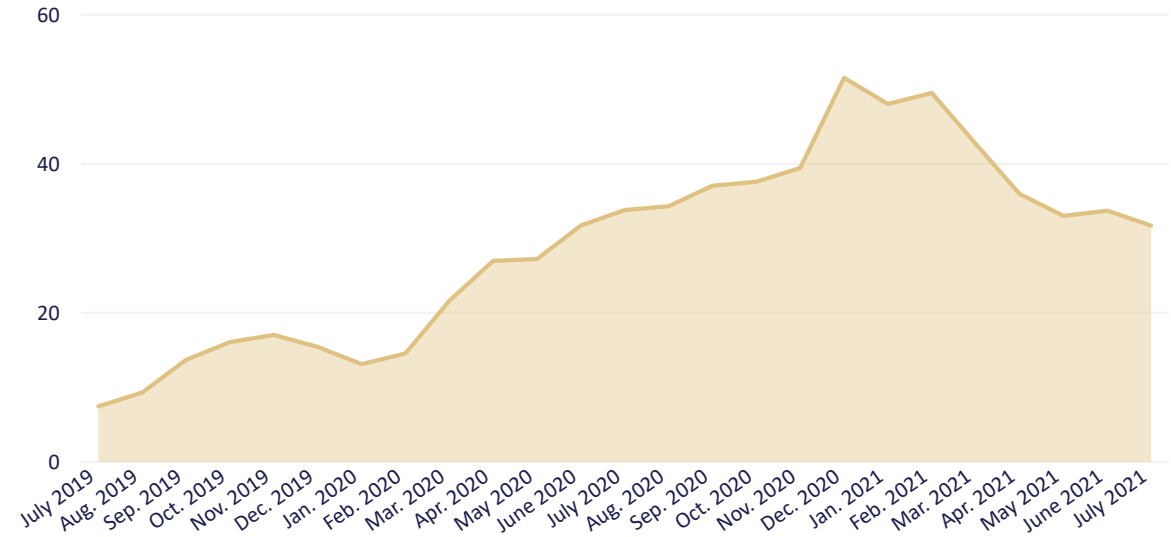
**31,008.3** +341.5

Changes from previous month (Bn HUF)

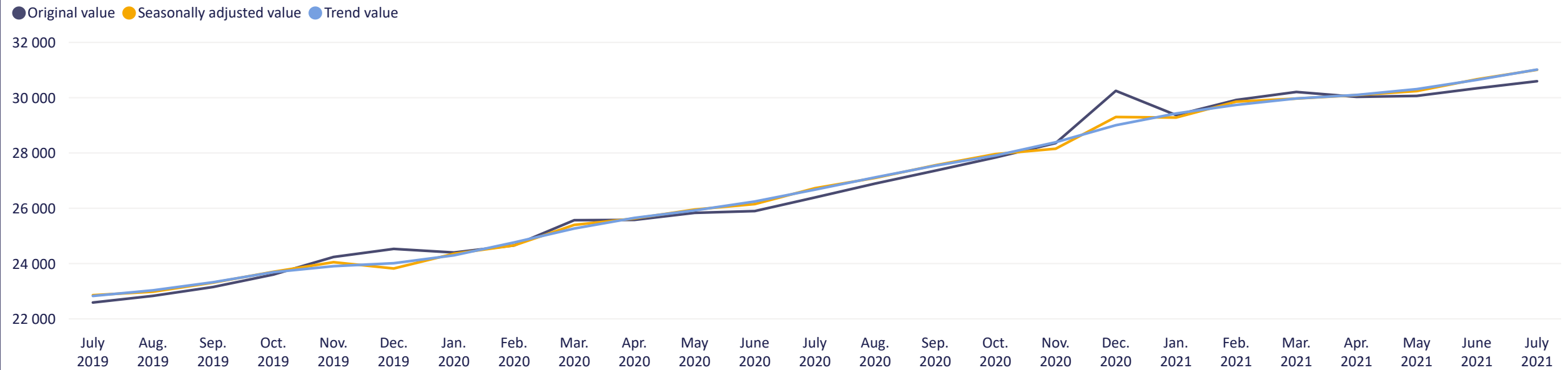
Distribution of M1 by its components (Bn HUF, %) - July 2021



Transaction-based annualised real growth rate of M1 (%)



The original, seasonally adjusted and trend value of M1 (Bn HUF)





M1 M2 M3

Filter Selected month  
July 2021



# Monetary aggregates - M2

Original value of M2 (Bn HUF) - July 2021

**34,630.5** +462.1

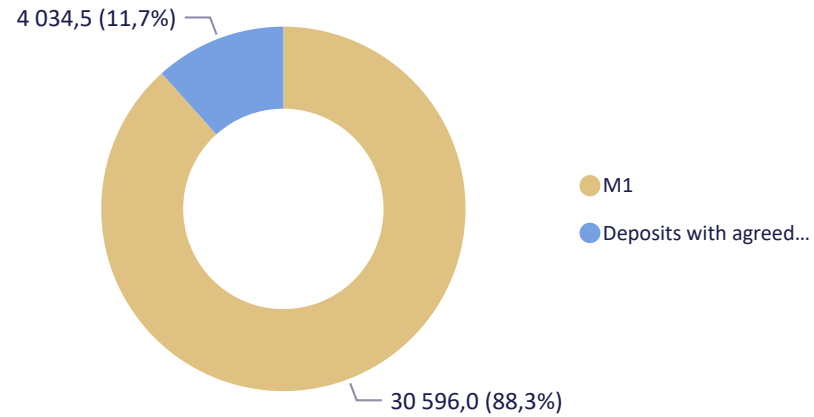
Changes from previous month (Bn HUF)

Seasonally adjusted value of M2 (Bn HUF) - July 2021

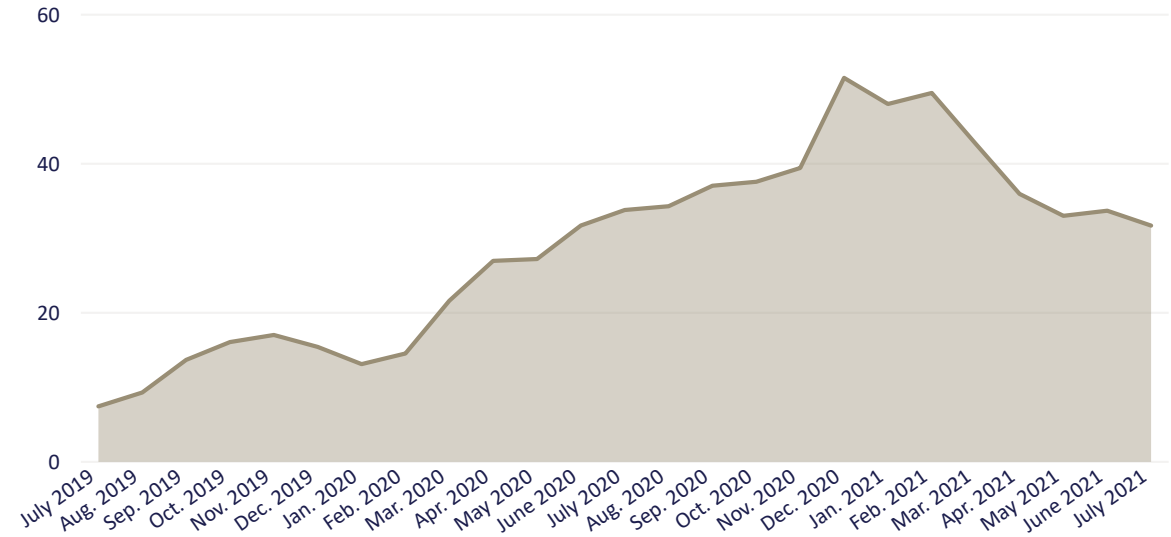
**35,029.1** +605.8

Changes from previous month (Bn HUF)

Distribution of M2 by its components (Bn HUF, %) - July 2021

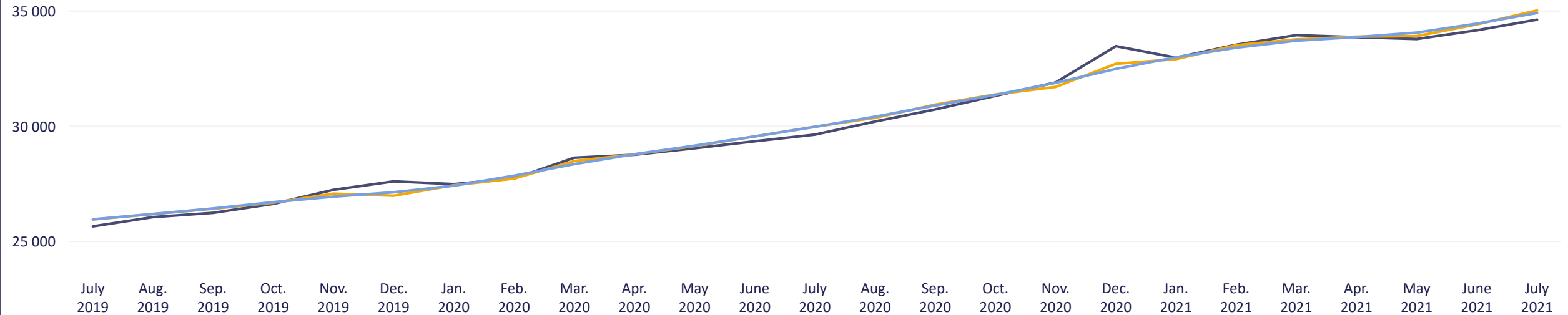


Transaction-based annualised real growth rate of M2 (%)



The original, seasonally adjusted and trend value of M2 (Bn HUF)

Original value Seasonally adjusted value Trend value





M1 M2 M3

Filter Selected month



# Monetary aggregates - M3

Original value of M3 (Bn HUF) - July 2021

## 34,719.0

+450.7

Changes from previous month (Bn HUF)

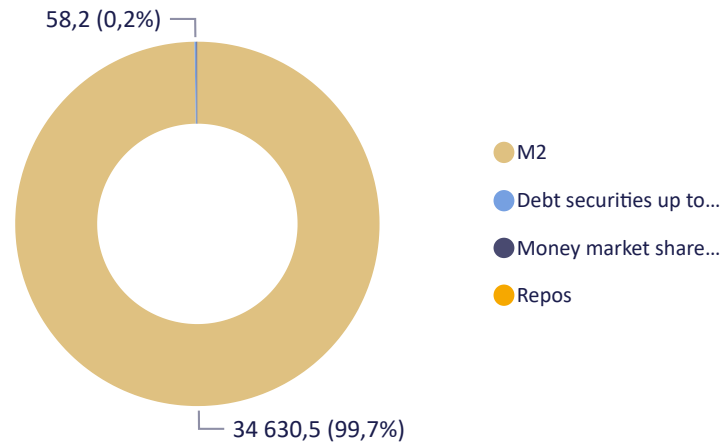
Seasonally adjusted value of M3 (Bn HUF) - July 2021

## 35,087.8

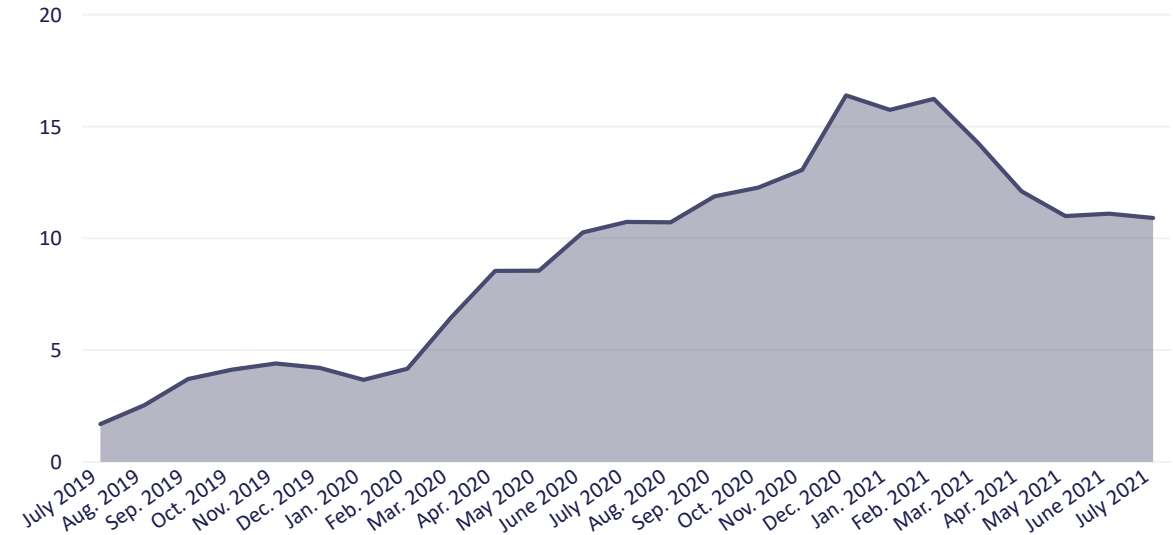
+574.1

Changes from previous month (Bn HUF)

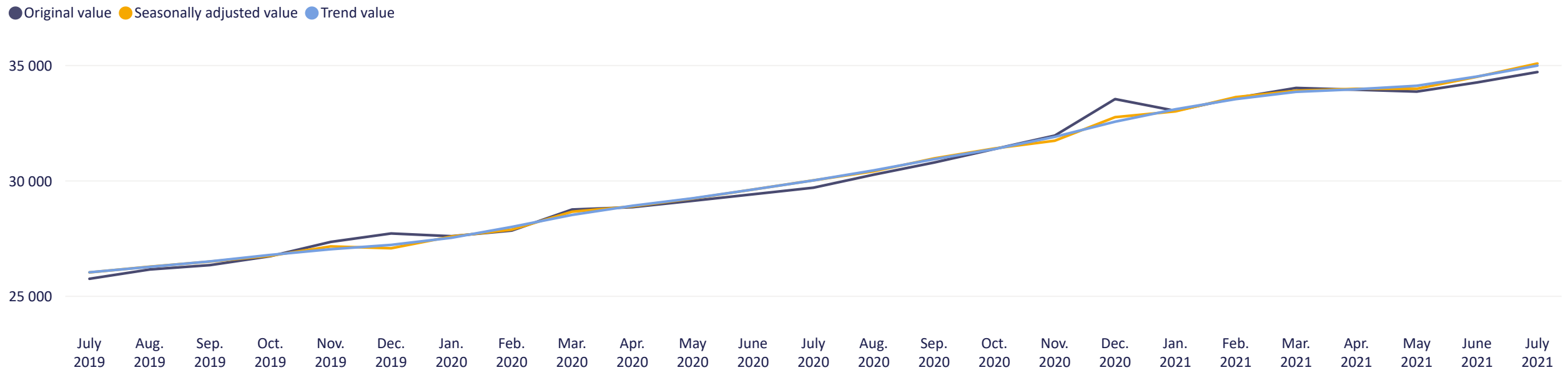
### Distribution of M3 by its components (Bn HUF, %) - July 2021



### Transaction-based annualised real growth rate of M3 (%)



### The original, seasonally adjusted and trend value of M3 (Bn HUF)





Filter

Selected month

July 2021



General government

Non-financial corporations

Financial corporations

Closing stock - General government (Bn HUF) - July 2021

10,920.0 +15.4

Change from previous month (Bn HUF)

Closing stock - General government - HUF (Bn HUF) - July 2021

10,572.5 -6.9

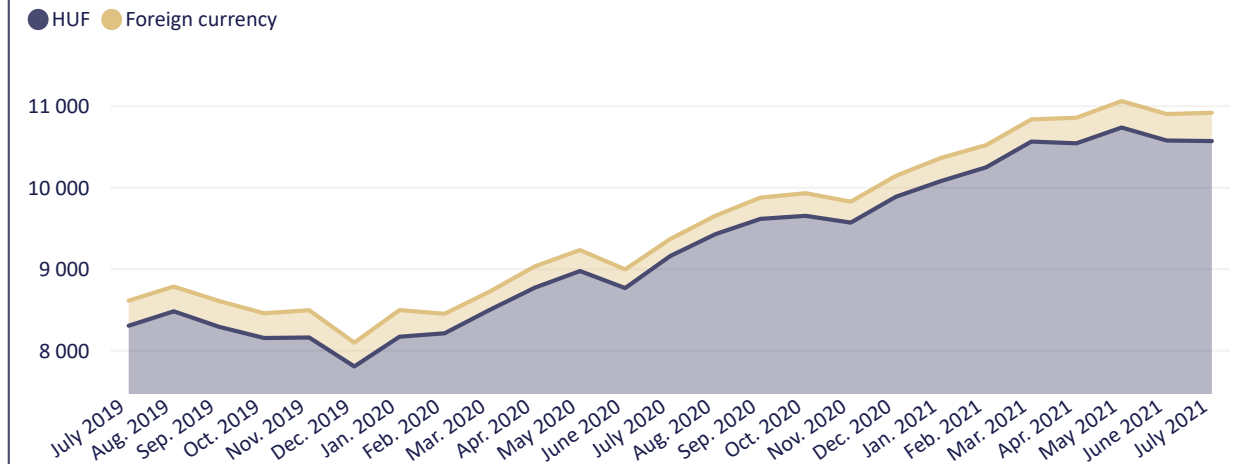
Change from previous month (Bn HUF)

Closing stock - General government - Foreign currency (Bn HUF) - July 2021

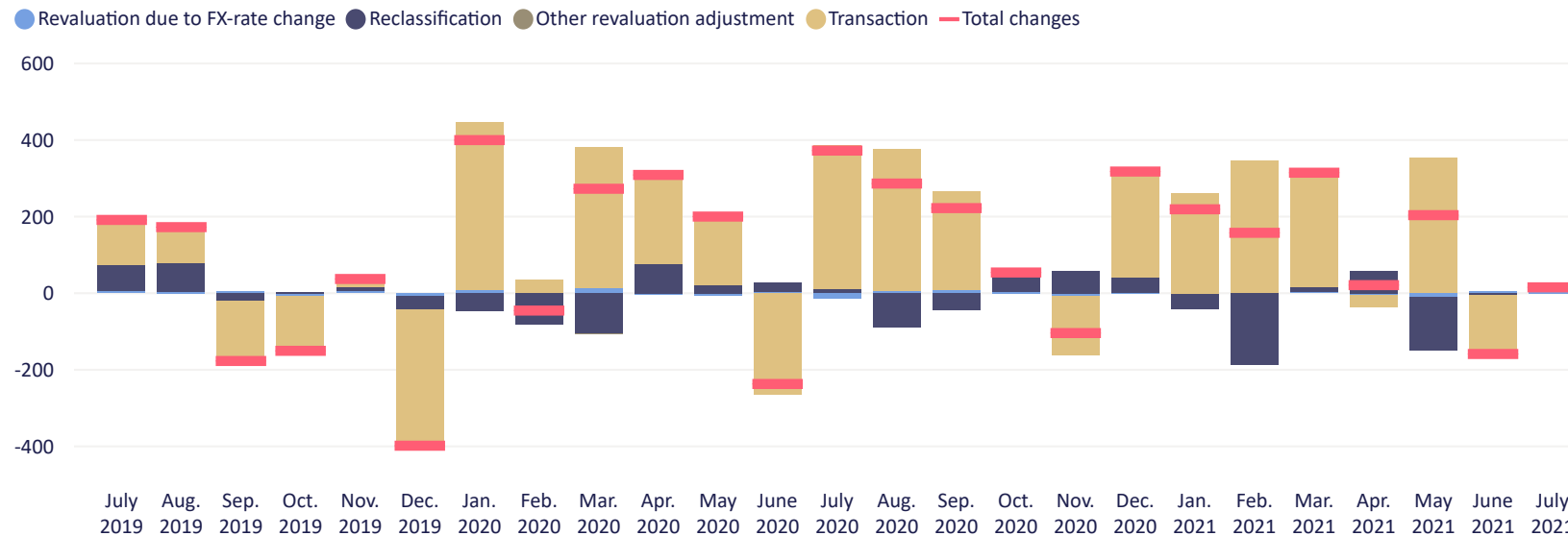
347.5 +22.3

Change from previous month (Bn HUF)

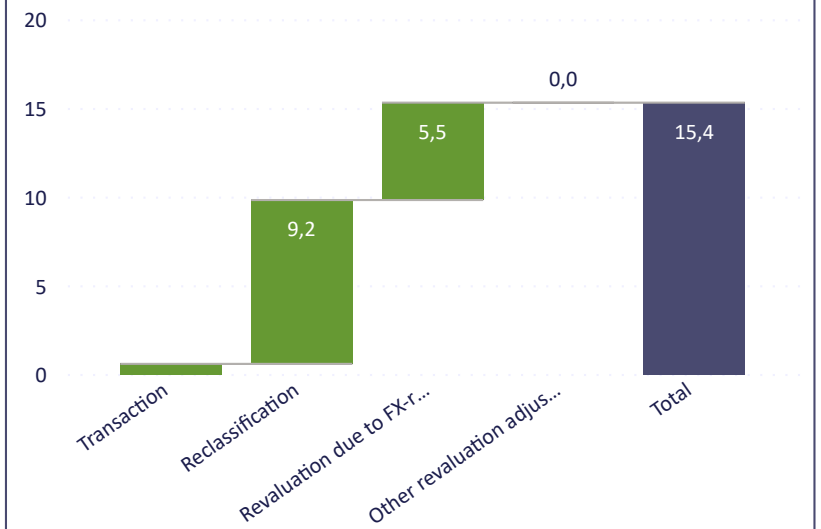
Closing stocks of debt securities issued by the general government (Bn HUF)



Components of the change in stocks of debt securities issued by the general government (Bn HUF)



Components of volume changes - General government - (Bn HUF) - July 2021





Accrued interest on MFI loans and deposits

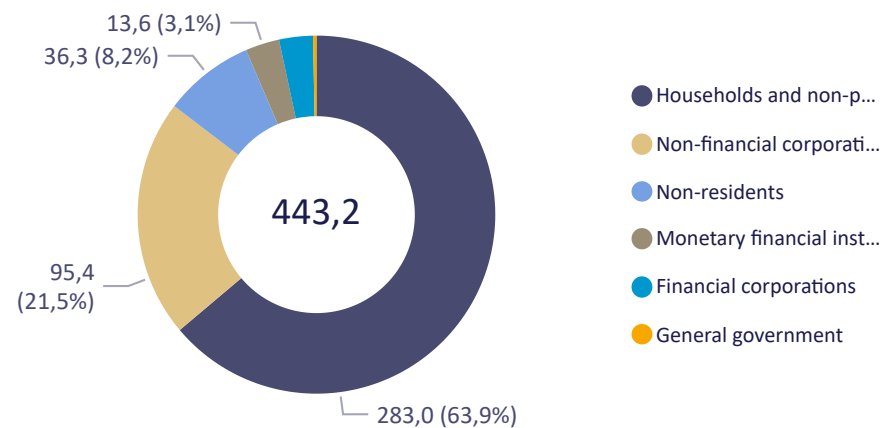
Filter

Selected month

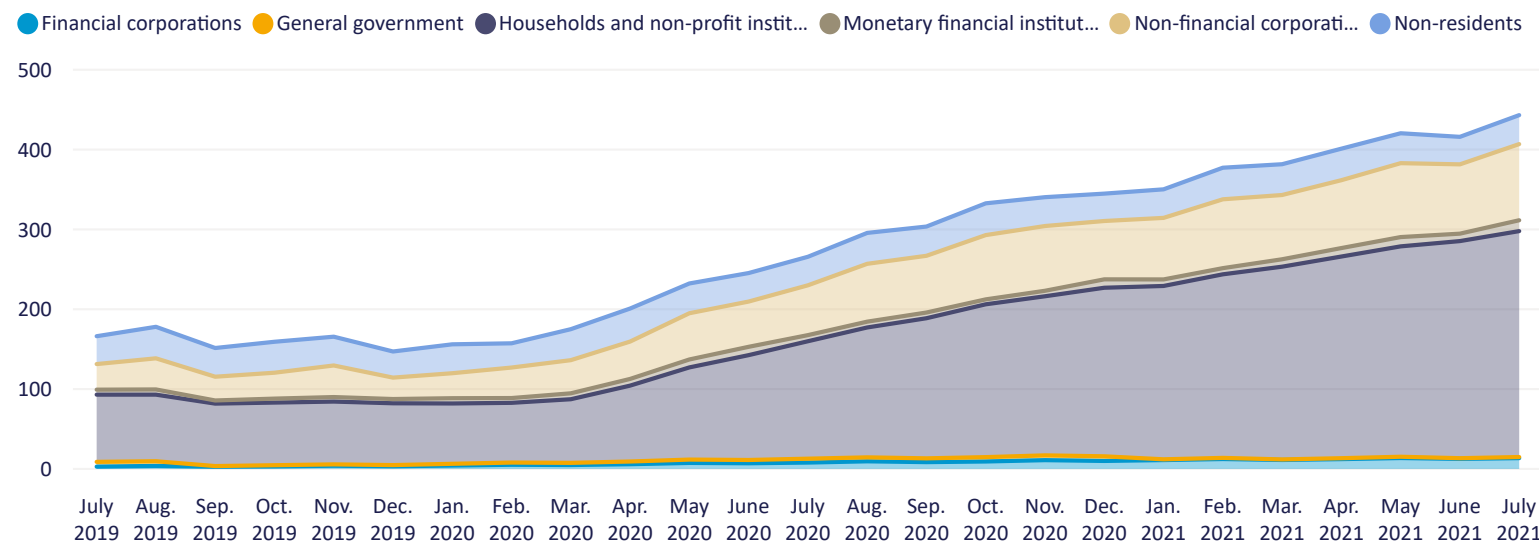
July 2021



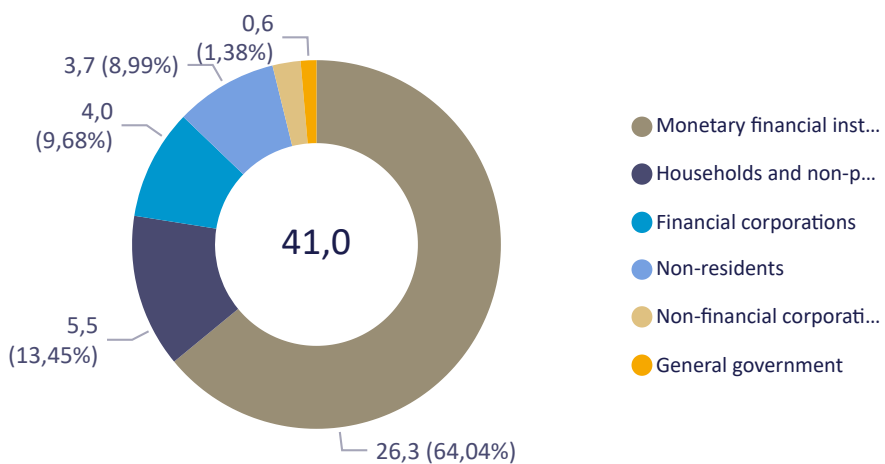
Distribution of accrued interests on loans (Bn HUF) - July 2021



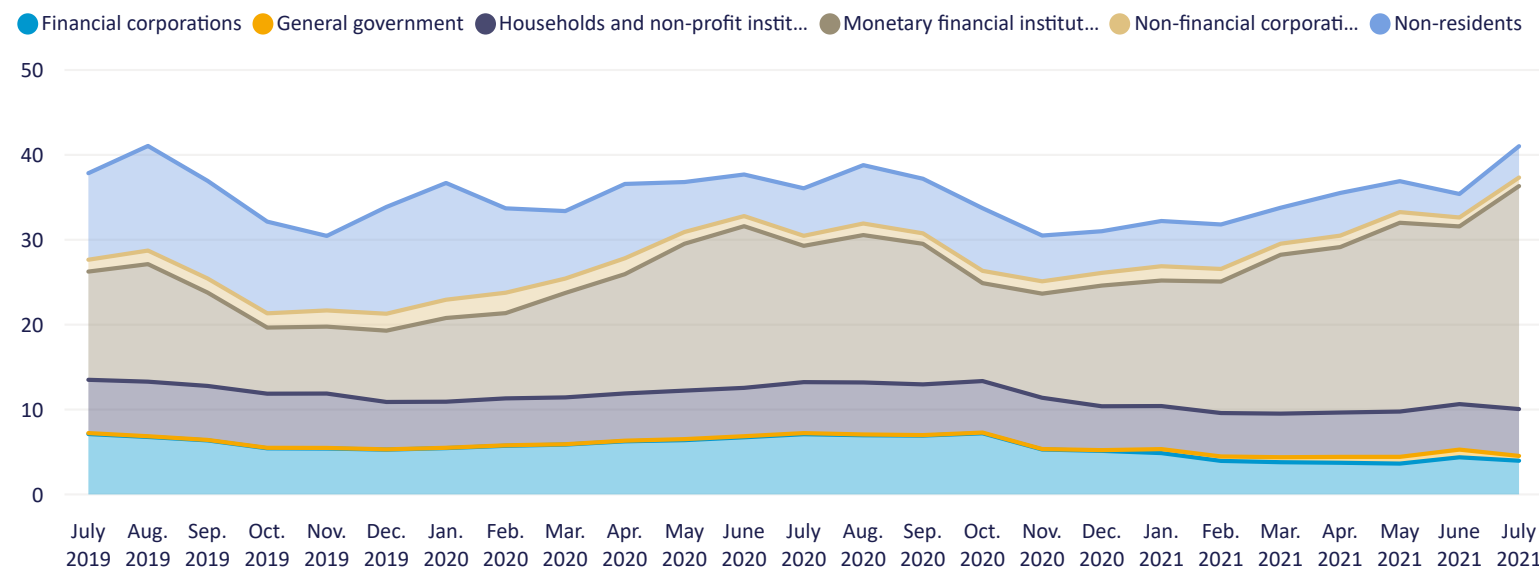
Accrued interests on loans (Bn HUF)



Distribution of accrued interests on deposits (Bn HUF) - July 2021



Accrued interests on deposits (Bn HUF)





## Other information

### Related time series

#### Time series >

Access to time series on the MNB's website: [www.mnb.hu](http://www.mnb.hu) -> EN -> Statistics -> Statistical Data and Information -> Statistical Time  
[Statistics](#) -> [Statistical Data and Information](#) -> Statistical Time Series -> X. Monetary and other balance sheet statistics -> Monetary Statistics

### Notes on methodology

#### Methodological notes >

Access to methodological notes on the MNB's website: [www.mnb.hu](http://www.mnb.hu) -> EN -> Statistics -> Statistical Data and Information -> Methodological notes -> Methodological notes of aggregated balance sheet of credit institutions

### Information about the next publication

The next press release will be published on: **01 October, 2021**

#### Publication calendar >


Access to Publication calendar on the MNB's website: [www.mnb.hu](http://www.mnb.hu) -> EN -> Statistics -> Release calendar for Statistics

### Contact information

**Magyar Nemzeti Bank**  
Statistics Directorate

 Tel.: +36 1 428 2600

 Fax: + 36 1 429 8000

 Email: [sajto@mnb.hu](mailto:sajto@mnb.hu)

