



Press release on aggregated balance sheet of credit institutions

October 2021



Summary



Loans to individuals by the purpose of loans



Loans to and deposits of households and non-financial corporations



Foreign assets and liabilities



Loans to non-financial corporations by economic branches



Loans to non-financial corporations by SME



Loans to and deposits of other financial institutions



Monetary aggregates



Debt securities by sectors



Accrued interests



Other information

Monthly transaction of loans to households (Bn HUF)

81.4



Monthly transaction of households' deposits (Bn HUF)

250.6



Monthly transaction of loans to non-financial corporations (Bn HUF)

82.4



Monthly transaction of non-financial corporations' deposits (Bn HUF)

222.0



Balance sheet total (Bn HUF)

62,289.6 +2,234.0

Change from previous month (Bn HUF)



Aggregated balance sheet of credit institutions - October 2021

According to seasonally adjusted data, households and non-financial corporations were net borrowers due to transactions in October 2021. Both sectors increased their deposit holdings in the month under review.

In October 2021, the stock of **household** loans rose by HUF 89.9 billion in seasonally adjusted terms and by HUF 81.4 billion in seasonally unadjusted terms, due to transactions. According to seasonally unadjusted data, the stock of forint loans increased by HUF 81.6 billion and that of foreign currency loans was largely unchanged.

The stock of baby-expecting loans was HUF 1501.9 billion at the end of October.

Due to transactions, total deposits^[1] of the household sector rose by HUF 137.1 billion in seasonally adjusted terms and by HUF 250.6 billion in seasonally unadjusted terms. According to seasonally unadjusted data, there were net inflows of HUF 244.5 billion and HUF 6.1 billion, respectively, into forint and foreign currency deposits in the month.

Due to transactions, outstanding debt of the **non-financial corporate sector** rose by HUF 57.4 billion in seasonally adjusted terms and by HUF 82.4 billion in seasonally unadjusted terms. According to seasonally unadjusted data, the stock of forint loans and foreign currency loans increased by HUF 81.0 billion and by HUF 1.4 billion, respectively, due to transactions. Credit institutions' holdings of bonds issued by non-financial corporations rose by HUF 1.3 billion.

Excluding revaluations and other volume changes, the stock of non-financial corporations' deposits rose by HUF 133.3 billion in seasonally adjusted terms and by HUF 222.0 billion in seasonally unadjusted terms. According to seasonally unadjusted data, there were net inflows of HUF 304.3 billion into forint deposits and net outflows of HUF 82.3 billion from foreign currency deposits during the period under review.

In October 2021, **foreign liabilities** of credit institutions accounted for 12.6% of the sector's balance sheet total.

[1] The one-off effect of payments brought forward due to the long weekend at the end of October (e.g. transferred wages) and the advances of agricultural subsidies paid in October pointed to a rise in household overnight deposits.

Components of monthly stock changes	Opening stocks	Transactions	Revaluation due to FX-rate change	Re-classification	Other revaluation adjustment	Total changes	Closing stocks
☐ Total assets	60 055,6	2 222,5	4,4	7,2	0,0	2 234,0	62 289,6
☐ 1. Non-financial corporations	10 701,0	83,7	3,2	-17,0	0,0	69,8	10 770,9
1.1 HUF loans	6 202,2	81,0	0,0	-0,8	0,0	80,2	6 282,4
1.2 FX loans	3 691,2	1,4	2,9	-0,2	0,0	4,1	3 695,3
1.3 Securities other than shares	807,6	1,3	0,3	-16,1	0,0	-14,4	793,2
⊕ 2. Other financial corporations	1 710,6	29,3	0,5	-0,1	0,0	29,7	1 740,3
⊕ 3. Central government	11 145,2	-194,1	-1,0	-189,0	0,0	-384,1	10 761,2
⊕ 4. Local governments	155,7	1,1	0,0	0,0	0,0	1,1	156,8
☐ 5. Households	9 124,9	81,4	0,1	-1,0	0,0	80,4	9 205,3
5.1 HUF loans	9 095,1	81,6	0,0	-1,0	0,0	80,7	9 175,7
5.2 FX loans	29,9	-0,2	0,1	0,0	0,0	-0,3	29,6
⊕ 6. Non-residents	7 717,3	65,6	1,4	-4,1	0,0	62,9	7 780,2
⊕ 7. Remaining assets	19 500,7	2 155,6	0,2	218,4	0,0	2 374,2	21 875,0
☐ Total liabilities	60 055,6	2 222,5	4,4	7,0	0,0	2 234,0	62 289,6
☐ 8. Non-financial corporations	12 353,0	222,0	1,4	0,0	-0,2	223,2	12 576,2
8.1 HUF deposits	8 415,2	304,3	0,0	0,0	-0,2	304,1	8 719,3
8.2 FX deposits	3 937,8	-82,3	1,4	0,0	0,0	-80,9	3 856,9
⊕ 9. Other financial corporations	3 438,3	261,6	0,1	0,0	0,2	261,9	3 700,2
⊕ 10. Central government	1 309,7	-159,0	0,0	0,0	0,0	-159,0	1 150,7
⊕ 11. Local governments	1 114,4	-12,5	0,0	0,0	0,0	-12,5	1 101,9
☐ 12. Households	12 076,5	250,6	2,9	0,0	0,2	253,7	12 330,2
12.1 HUF deposits	10 247,1	244,5	0,0	0,0	0,0	244,6	10 491,7
12.2 FX deposits	1 829,4	6,1	2,9	0,0	0,1	9,1	1 838,5
⊕ 13. Debt securities issued (held by residents)	2 587,0	-27,1	0,2	-19,8	0,0	-46,7	2 540,3
⊕ 14. Non-residents	5 862,0	2 017,6	-0,4	-0,4	-0,2	2 016,7	7 878,7
⊕ 15. Remaining liabilities	21 314,7	-330,7	0,1	27,2	0,0	-303,3	21 011,4

* The data reflect the effects of the Covid-19 pandemic and the government measures taken in response (e.g. the repayment moratorium).



Filter

Selected month

October 2021

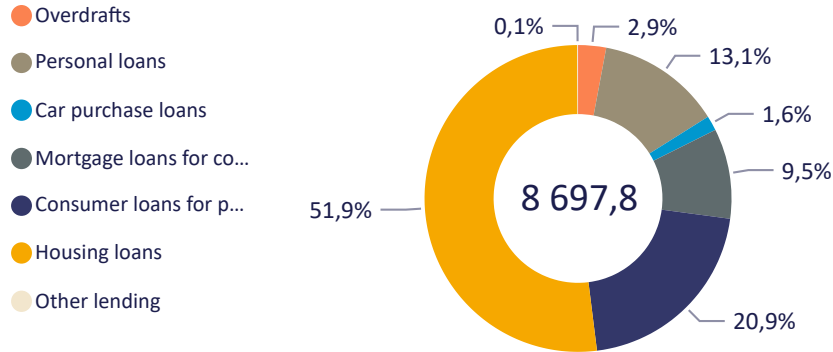


Loans to individuals by the purpose of loan

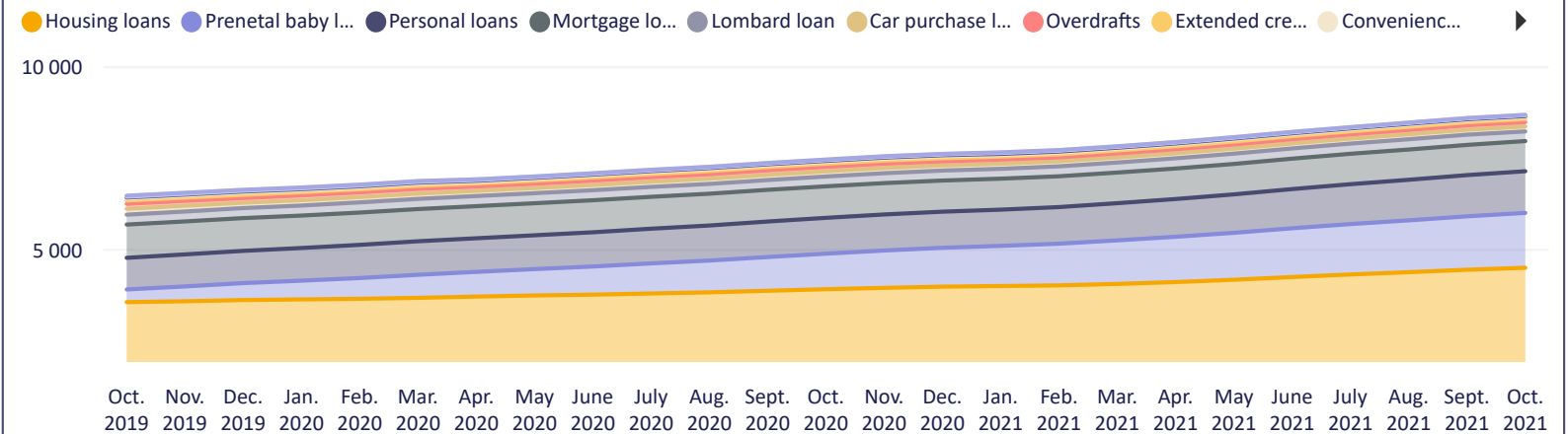
Monthly stocks by the purpose of loan

Overdrafts	Personal loans	Car purchase loans	Mortgage loans for consumption purpose	Consumer loans for purchase of goods	Housing loans	Other lending
256,4	1 140,7	136,1	825,6	1 818,5	4 512,4	264,6

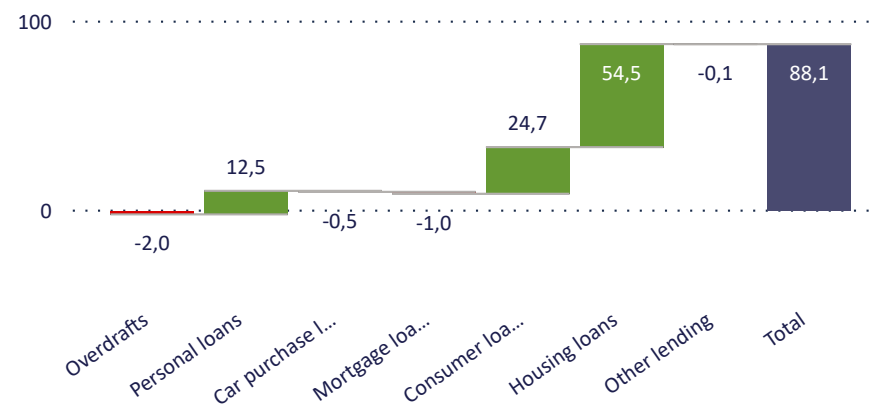
Distribution of stock at the end of the month by the purpose of loan (Bn HUF, %) - October 2021



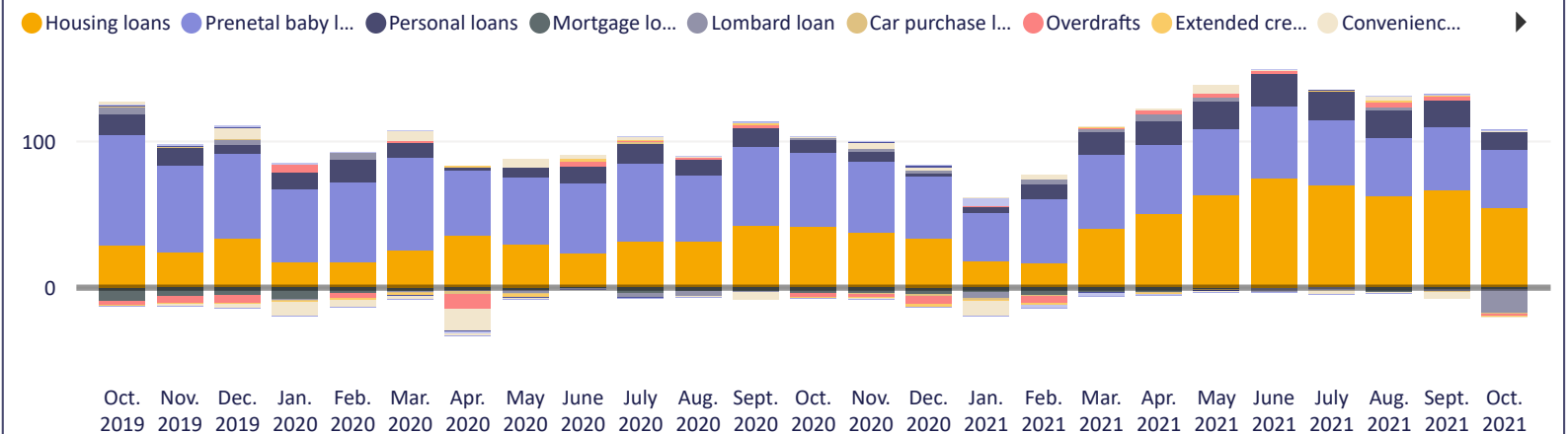
Loans to individuals - Stock at the end of the month (Bn HUF)



Monthly transactions by the purpose of loan (Bn HUF) - October 2021



Loans to individuals - Monthly transactions (Bn HUF)





Aggregated balance sheet of credit institutions

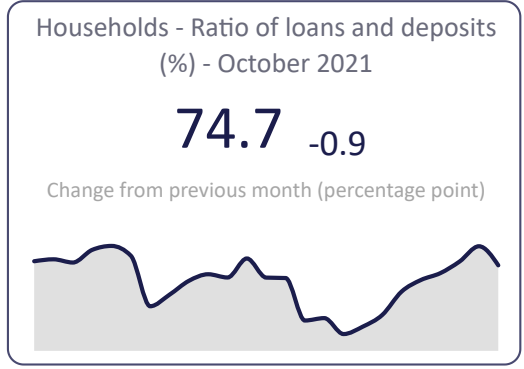
Loans to and deposits of households and non-financial corporations

Stocks, transactions | Annualized growth rate

Filter: October 2019 - October 2021

Households | Non-financial corporations

Total | HUF | Foreign currency



Households - Original value of the monthly transaction of loans (Bn HUF) - October 2021

81.4

Households - Seasonally adjusted value of the monthly transaction of loans (Bn HUF) - October 2021

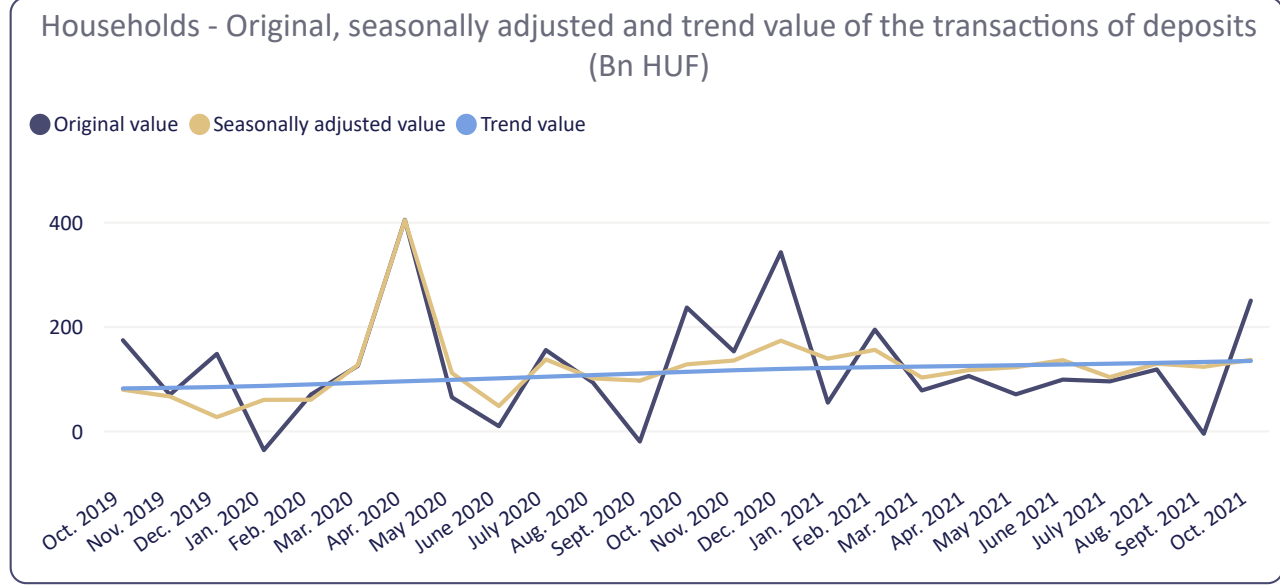
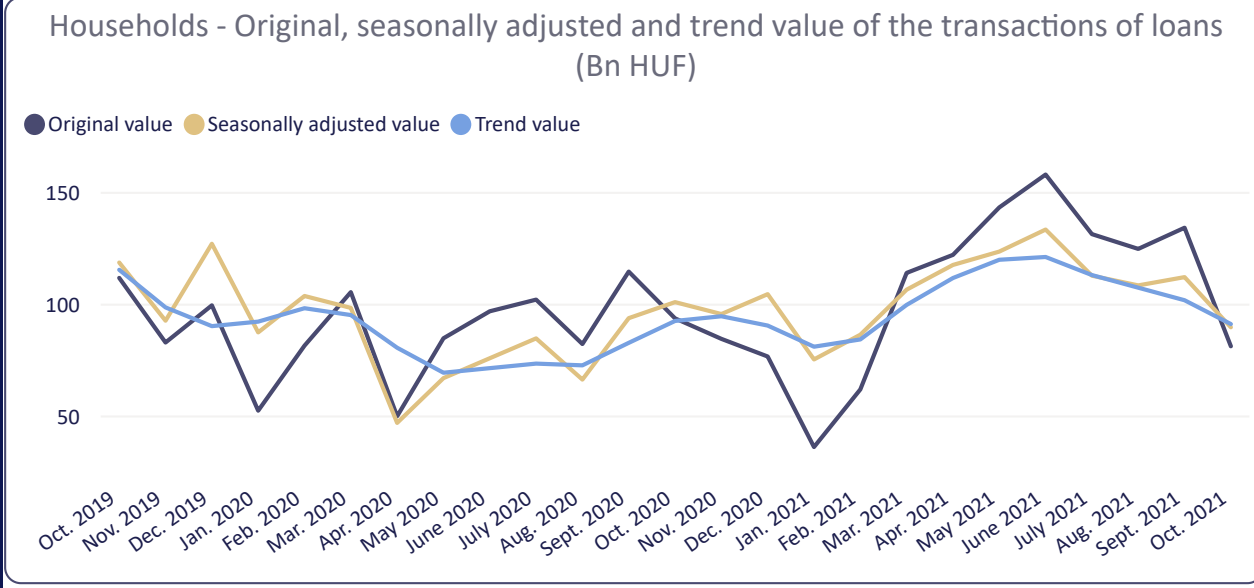
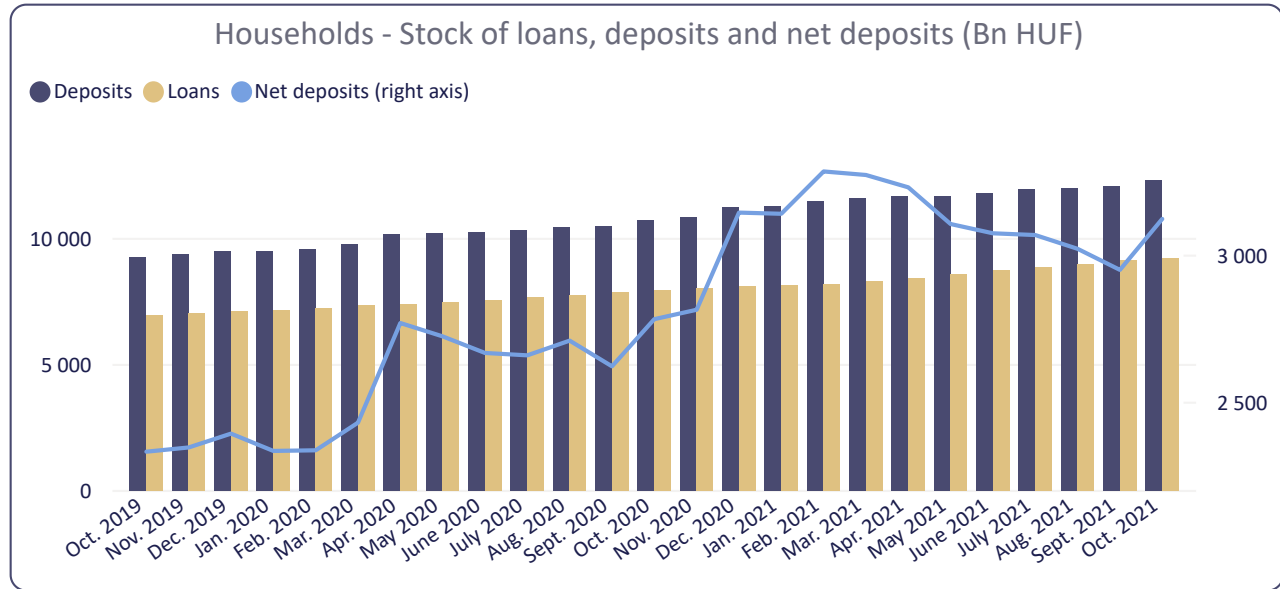
89.9

Households - Original value of the monthly transaction of deposits (Bn HUF) - October 2021

250.6

Households - Seasonally adjusted value of the monthly transaction of deposits (Bn HUF) - October 2021

137.1





Aggregated balance sheet of credit institutions

Loans to and deposits of households and non-financial corporations

Stocks, transactions | Annualized growth rate

Filter: October 2019 - October 2021

Households | **Non-financial corporations**

Total | HUF | Foreign currency

Non-financial corporations - Ratio of loans and deposits (%) - October 2021

79.3 -0.8

Change from previous month (percentage point)

Non-financial corporations - Original value of the monthly transaction of loans (Bn HUF) - October 2021

82.4

Non-financial corporations - Seasonally adjusted value of the monthly transaction of loans (Bn HUF) - October 2021

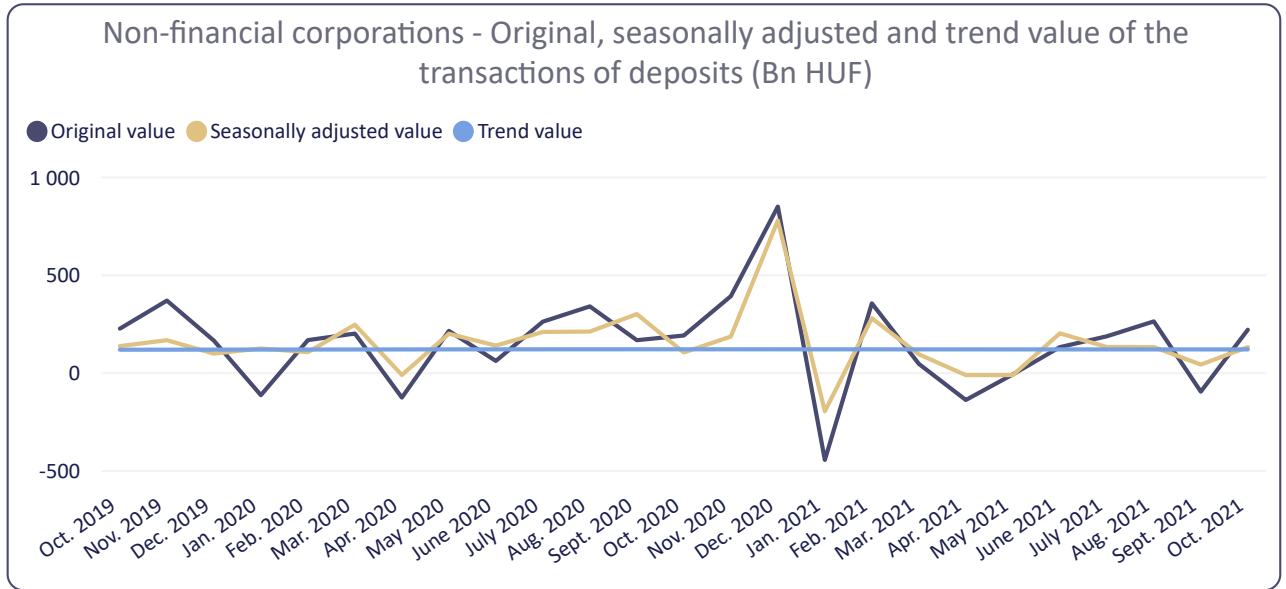
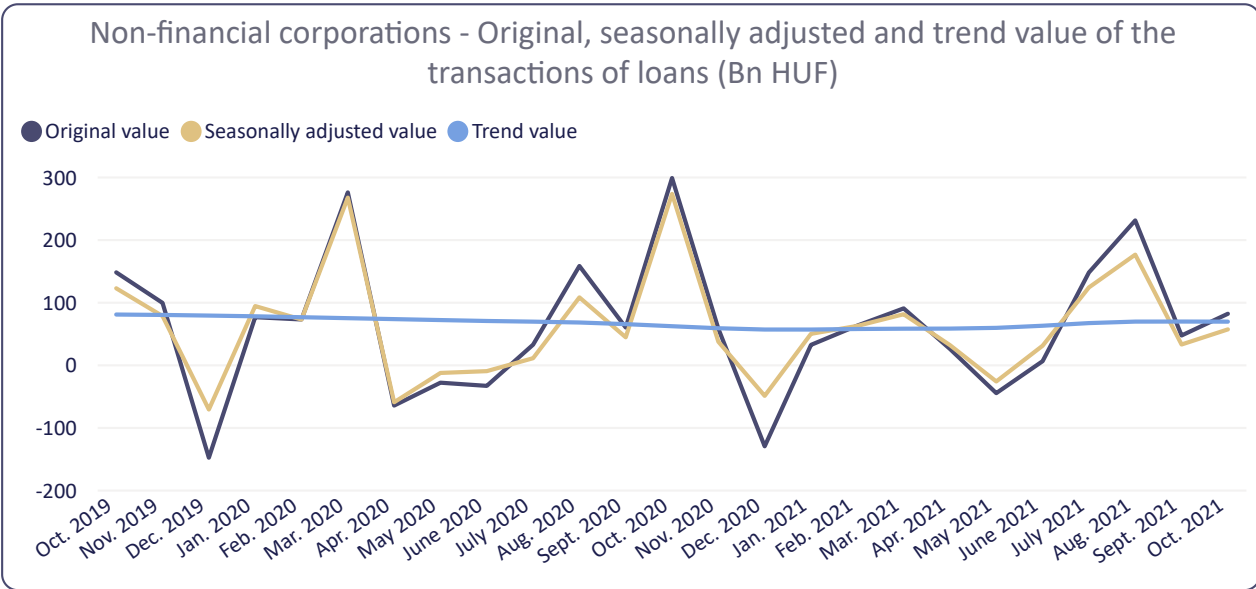
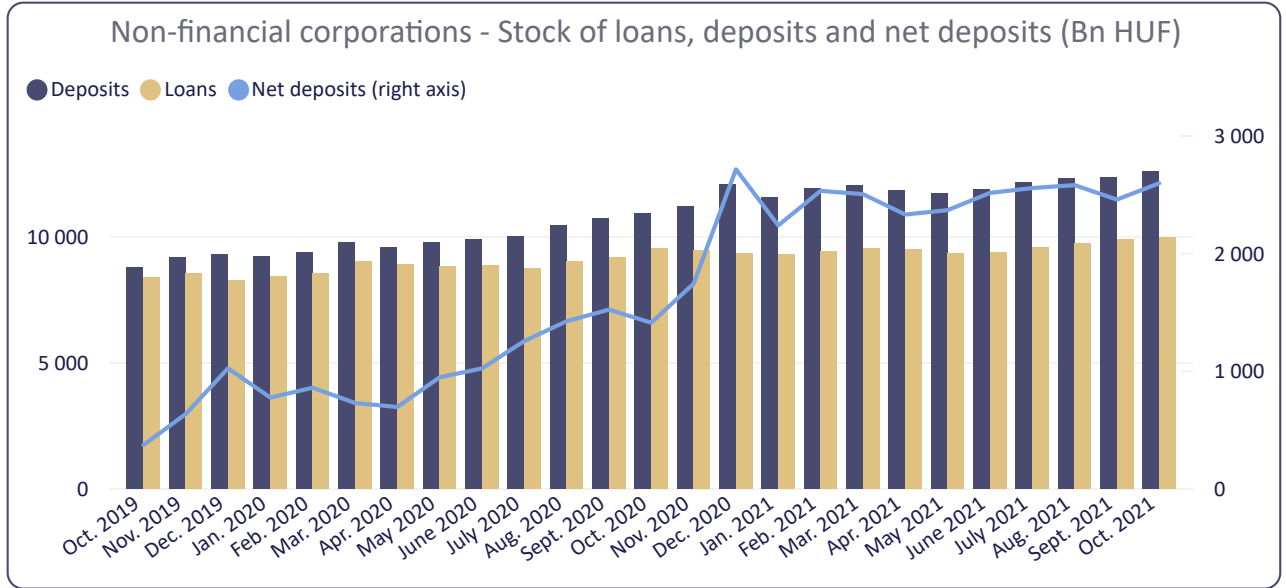
57.4

Non-financial corporations - Original value of the monthly transaction of deposits (Bn HUF) - October 2021

222.0

Non-financial corporations - Seasonally adjusted value of the monthly transaction of deposits (Bn HUF) - October 2021

133.3



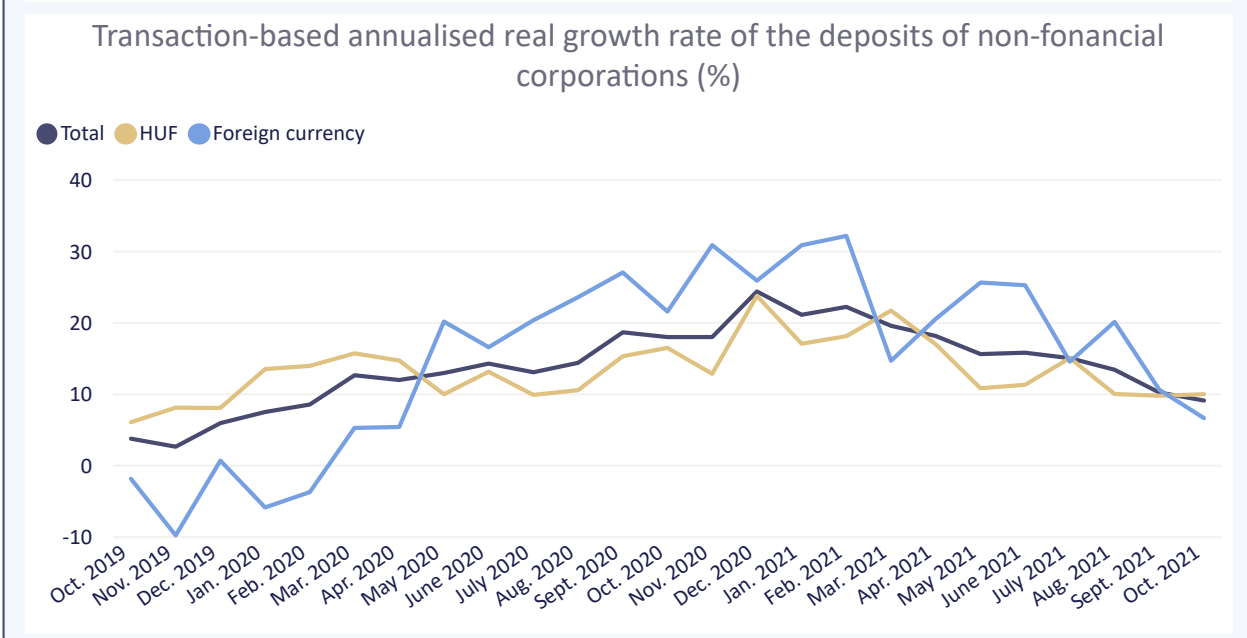
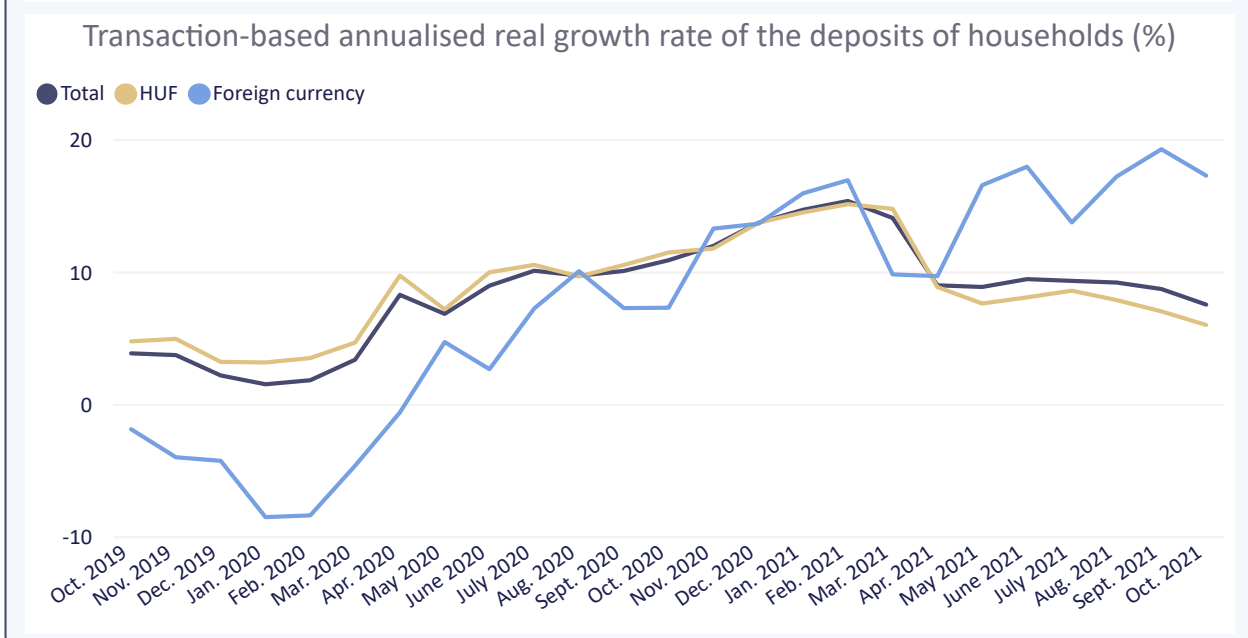
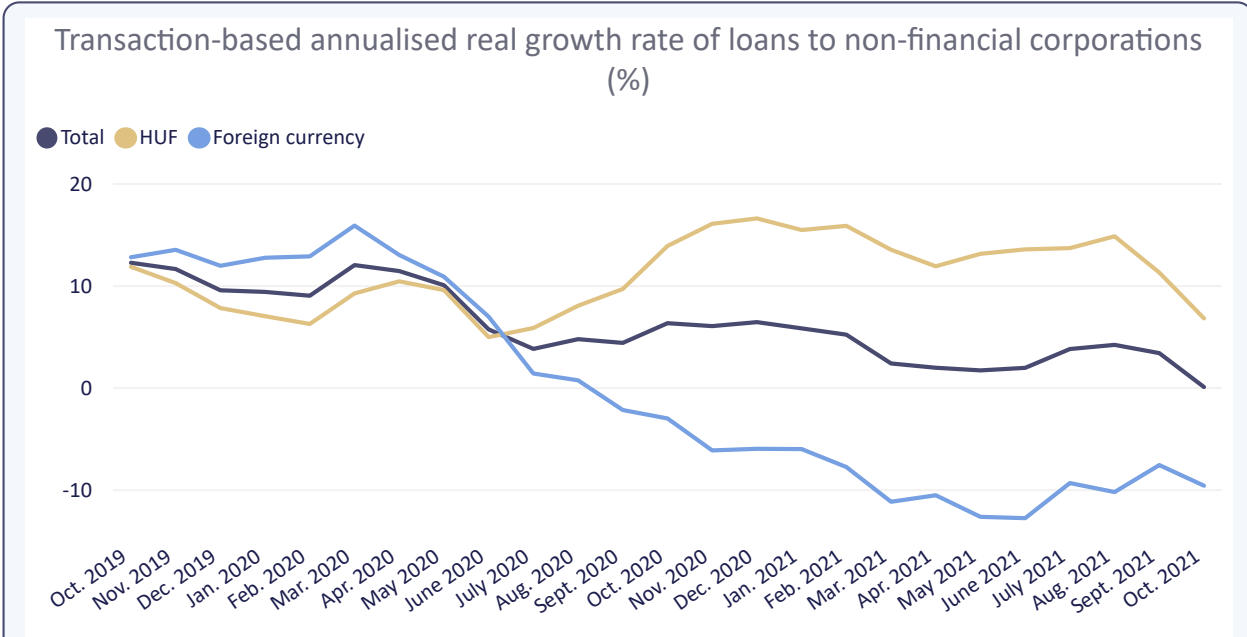
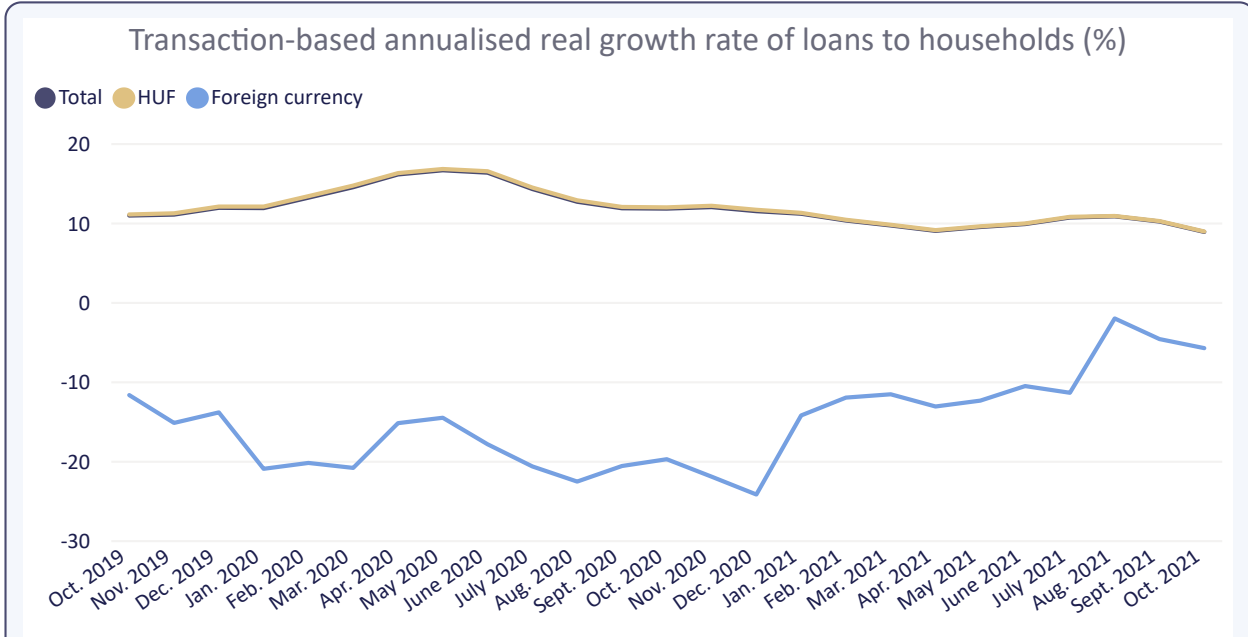


Aggregated balance sheet of credit institutions

Transaction-based annualised real growth rate of households' and non-financial corporations' loans and deposits

Stocks, transactions | Annualised growth rate

Filter | October 2019 - October 2021





Filter October 2019 - October 2021



Foreign assets and liabilities

Foreign assets as percentage of the balance sheet total (%) - October 2021

12.5 -0.4

Change from previous month (percentage point)



Foreign liabilities as percentage of the balance sheet total (%) - October 2021

12.6 +2.9

Change from previous month (percentage point)



The stock of foreign assets at the end of the month (Bn HUF) - October 2021

7,780.2 +62.9

Change from previous month (Bn HUF)



The stock of foreign liabilities at the end of the month (Bn HUF) - October 2021

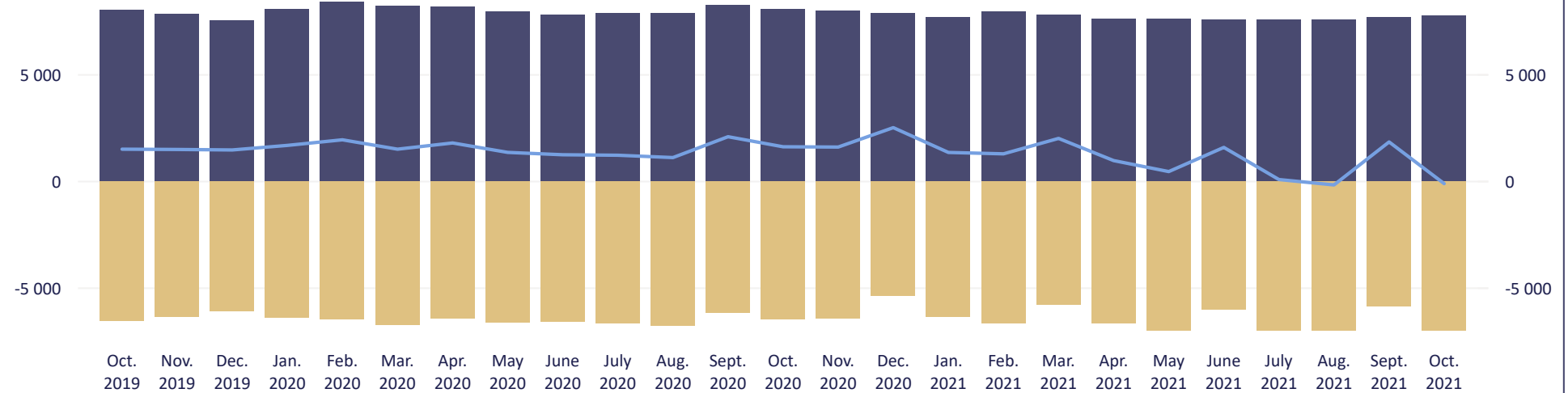
7,878.7 +2,016.7

Change from previous month (Bn HUF)



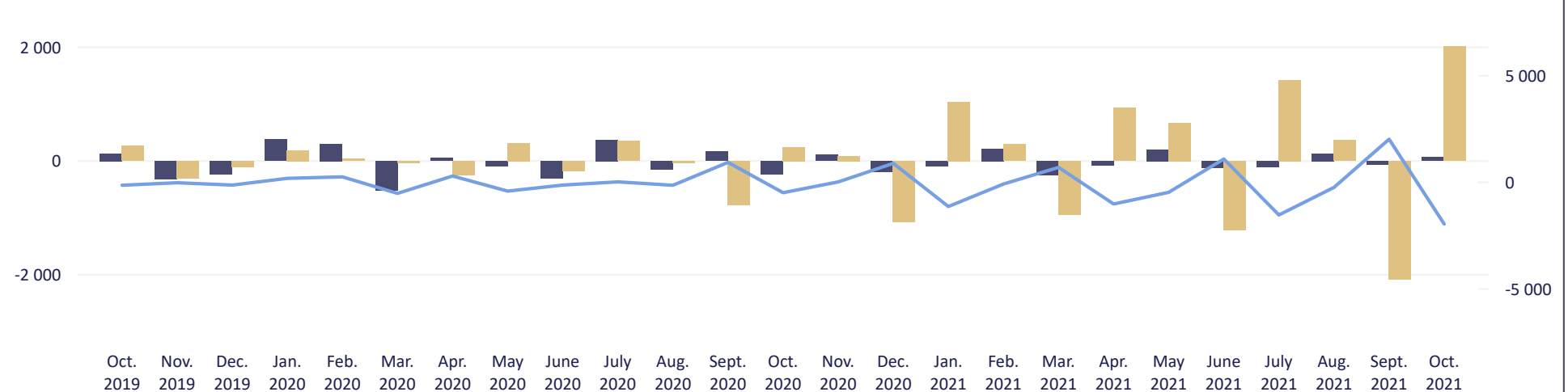
The stock of foreign assets, foreign liabilities and net foreign assets at the end of the months (Bn HUF)

Foreign assets Foreign liabilities Net foreign assets (right axis)



Monthly transactions of foreign assets, foreign liabilities and net foreign assets (Bn HUF)

Foreign assets Foreign liabilities Net foreign assets (right axis)





Filter

End of quarter

September 2021



Loans to non-financial corporations by economic branches

HUF

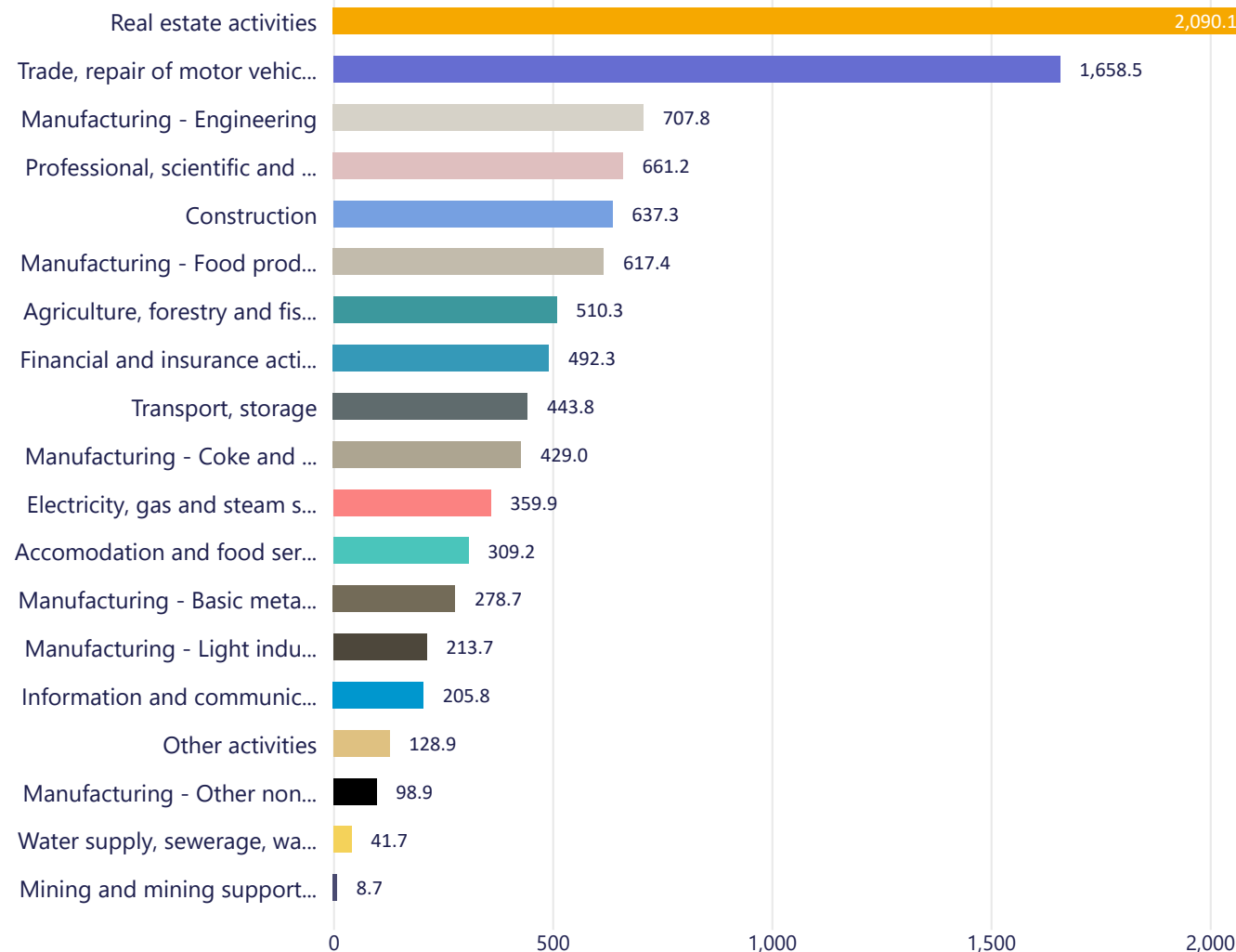
Foreign currency

Overdrafts

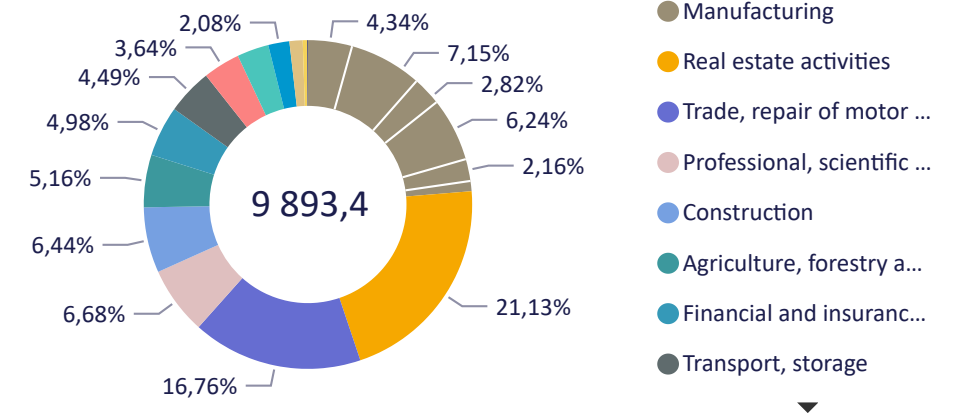
Up to 1 year

Over 1 year

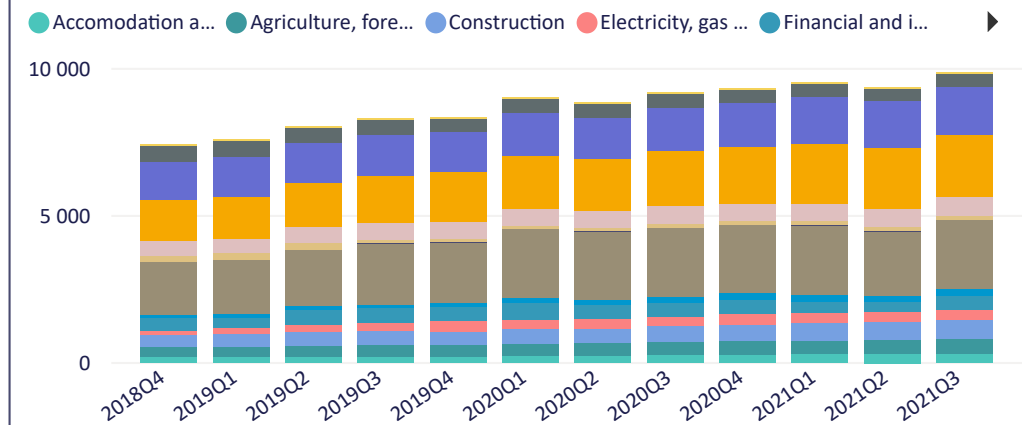
Stock of loans to non financial corporations at end of the quarter (Bn HUF) - September 2021



Distribution of loans to non financial corporations (Bn HUF, %) - September 2021



Stock of loans to non financial corporations (Bn HUF) - September 2021



* Stocks for the end of the current quarter are published with data for the first month after the end of the quarter.





Filter

End of quarter

September 2021



Loans to non-financial corporations by SME breakdown

HUF

Foreign currency

Overdrafts

Up to 1 year

Over 1 year

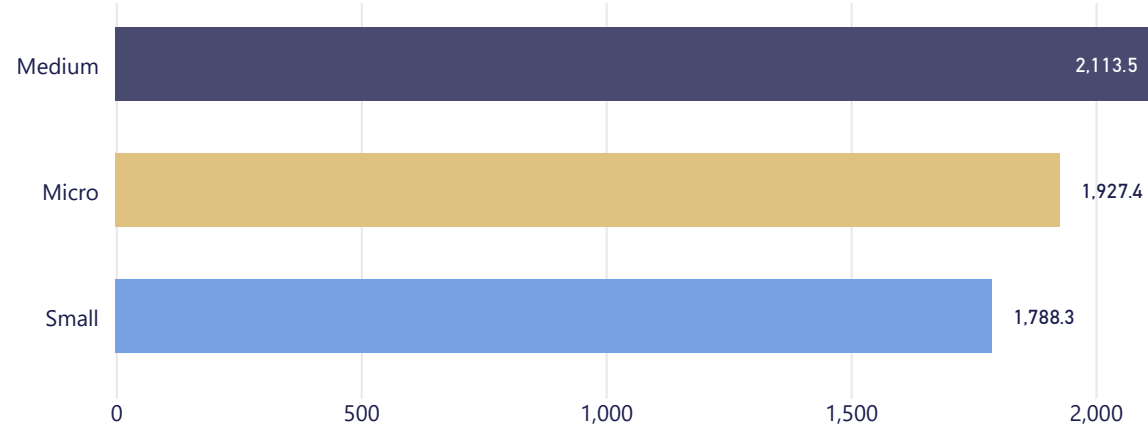
Stock of loans by SME breakdown at end of the quarter (Bn HUF) - September 2021

5,829.3

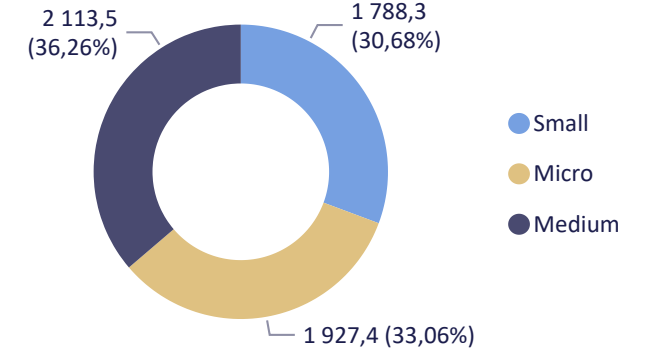
+286.8

Change form previous month (Bn HUF)

Stock of loans by SME breakdown at end of the quarter (Bn HUF) - September 2021

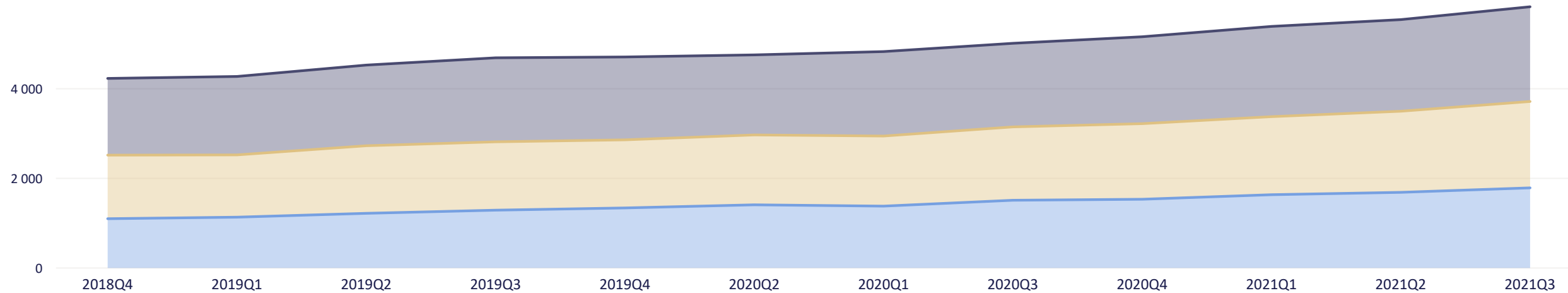


Distribution of loans by SME breakdown (Bn HUF, %) - September 2021



Stock of loans by SME breakdown (Bn HUF)

● Small ● Micro ● Medium



* Stocks for the end of the current quarter are published with data for the first month after the end of the quarter.

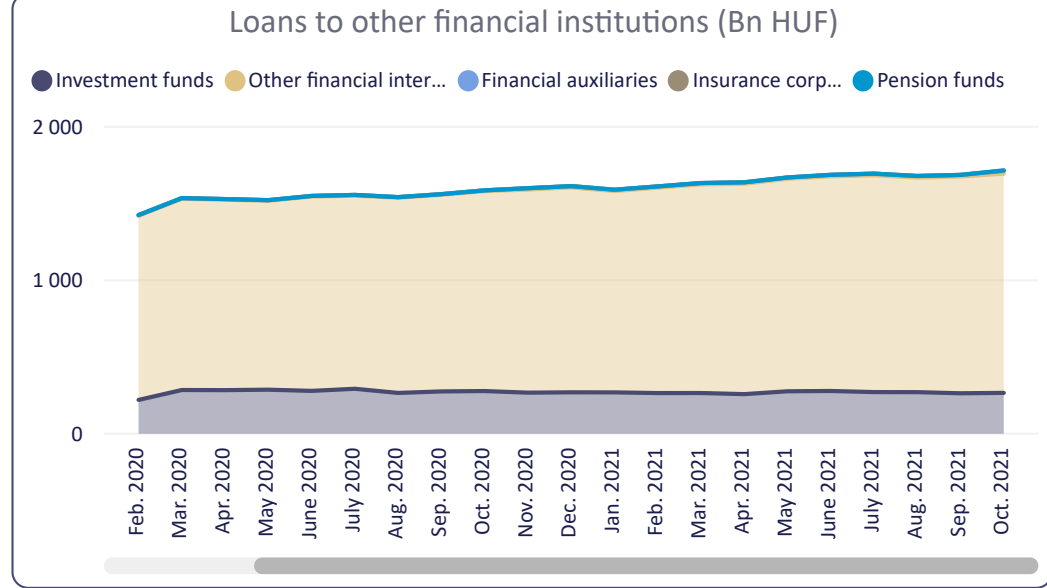
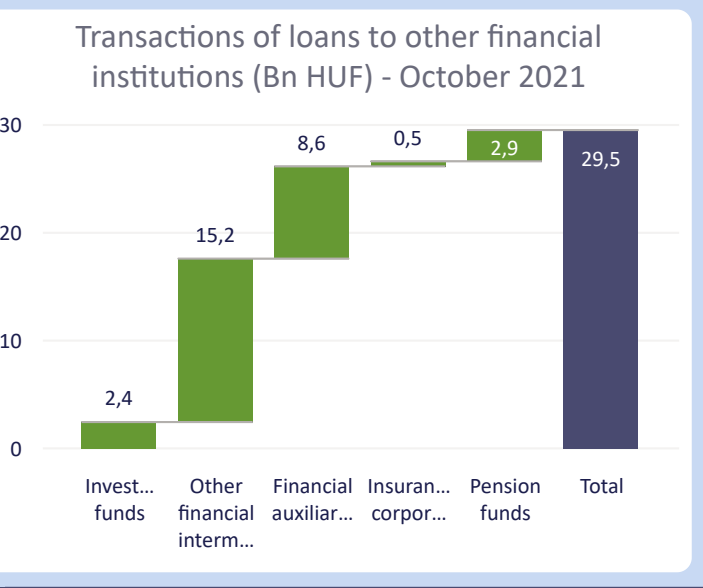
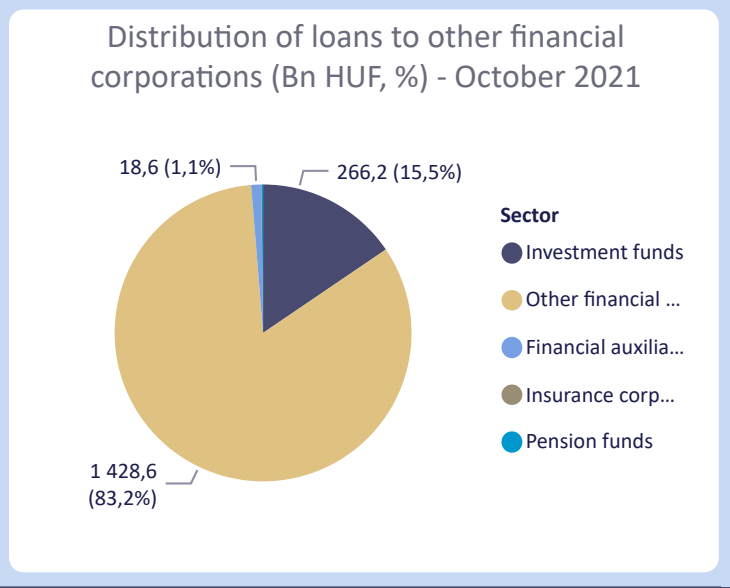
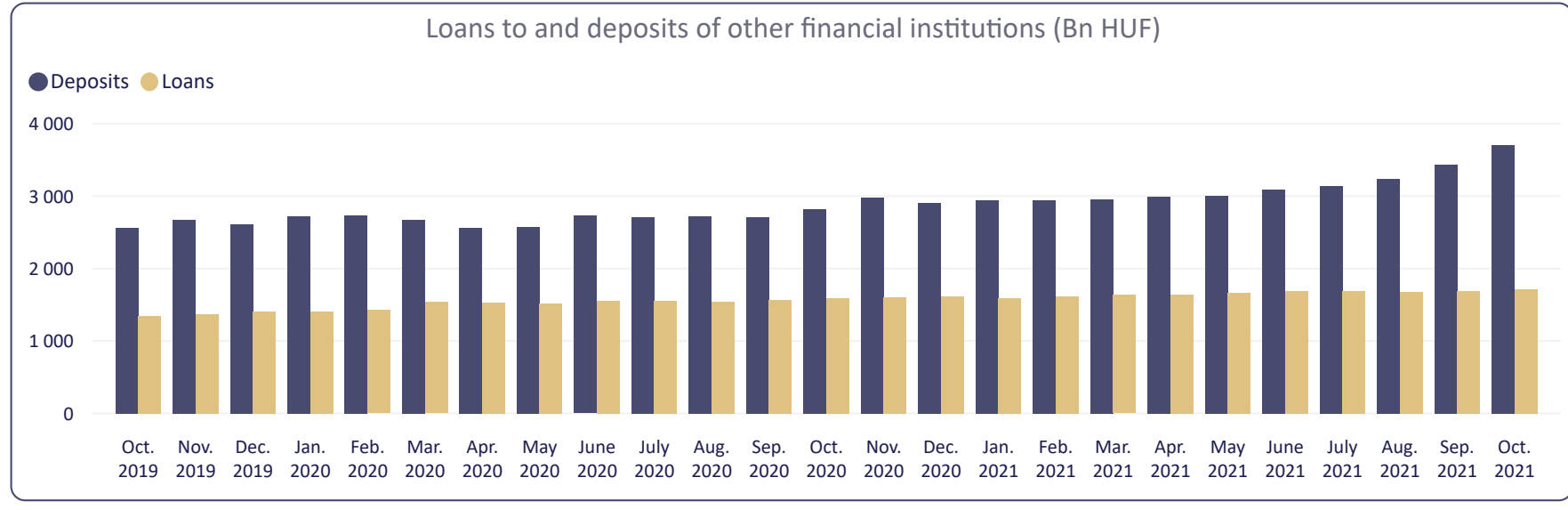
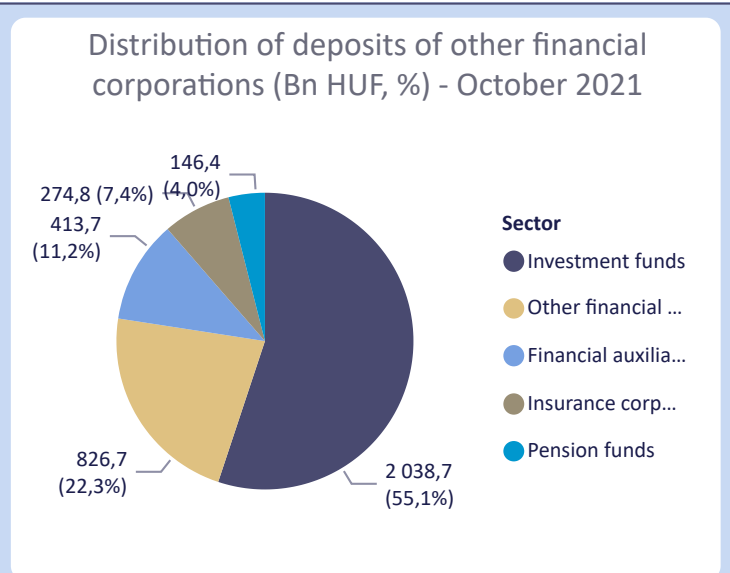




Filter Selected month ▼
 October 2021 ▼

Other financial institutions' loans and deposits

Investment funds Other financial intermediaries Financial auxiliaries Insurance corporations Pension funds HUF Foreign currency





Monetary aggregates - M1

M1 M2 M3

Filter Selected month



Original value of M1 (Bn HUF) - October 2021

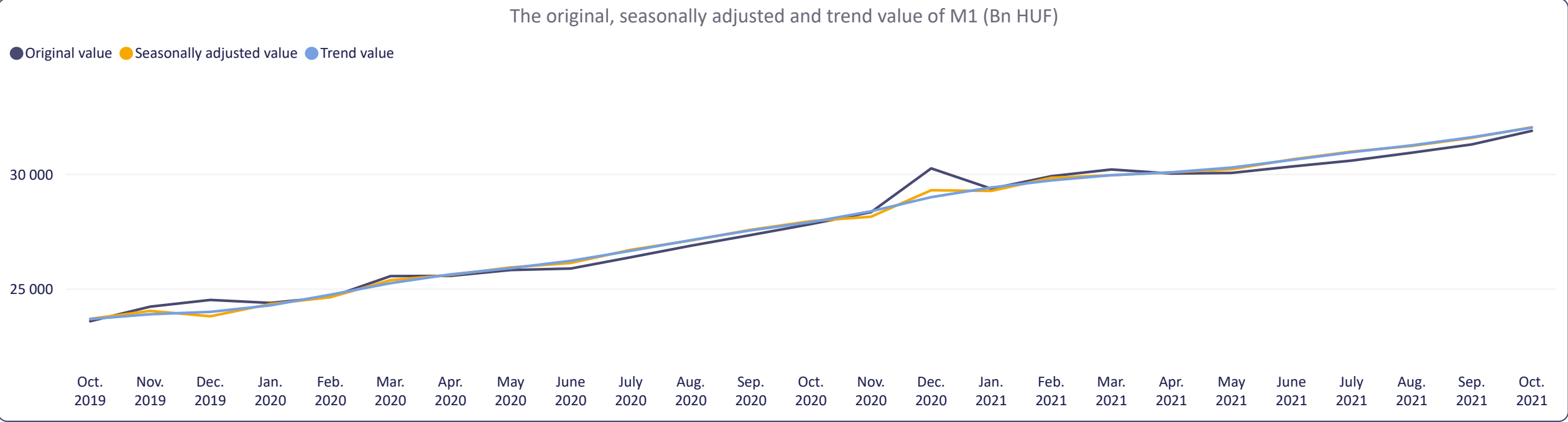
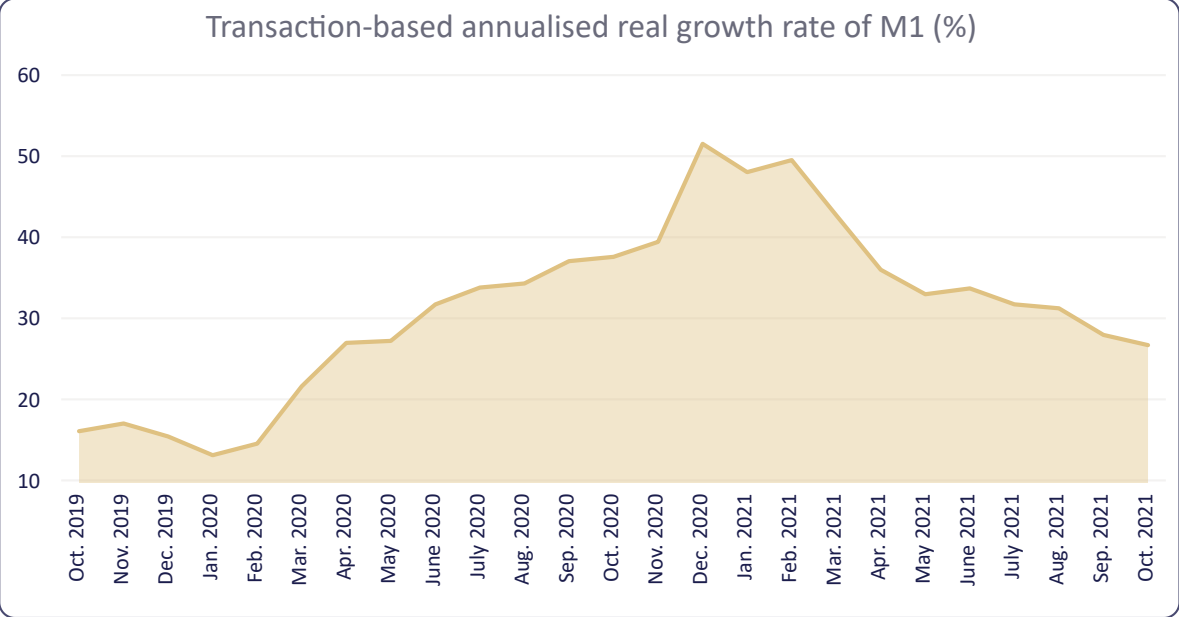
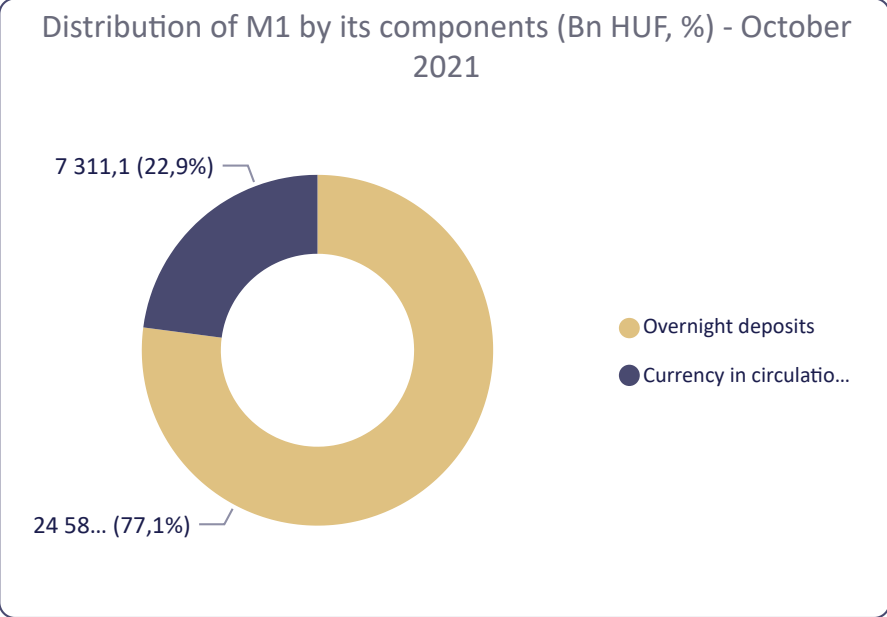
31,899.4 +591.8

Changes from previous month (Bn HUF)

Seasonally adjusted value of M1 (Bn HUF) - October 2021

32,057.4 +461.9

Changes from previous month (Bn HUF)





M1 M2 M3

Filter Selected month
October 2021



Monetary aggregates - M2

Original value of M2 (Bn HUF) - October 2021

36,347.4 +841.3

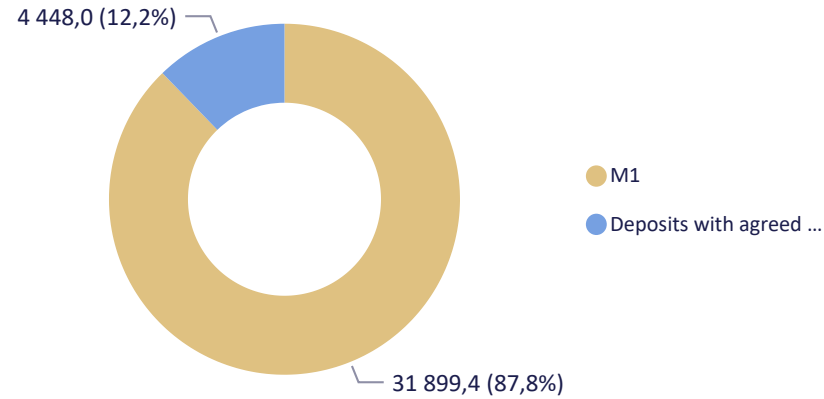
Changes from previous month (Bn HUF)

Seasonally adjusted value of M2 (Bn HUF) - October 2021

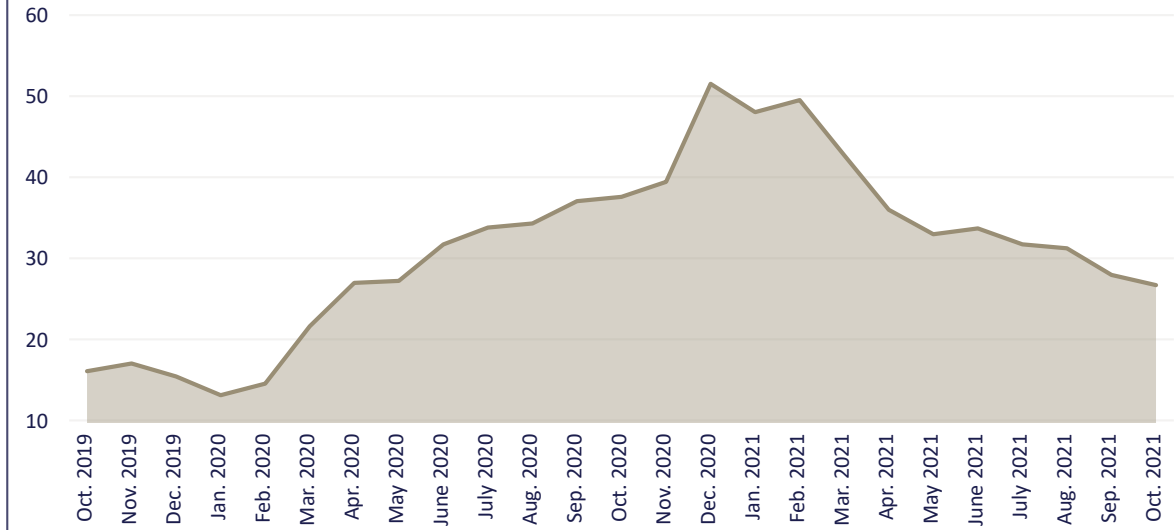
36,370.5 +607.4

Changes from previous month (Bn HUF)

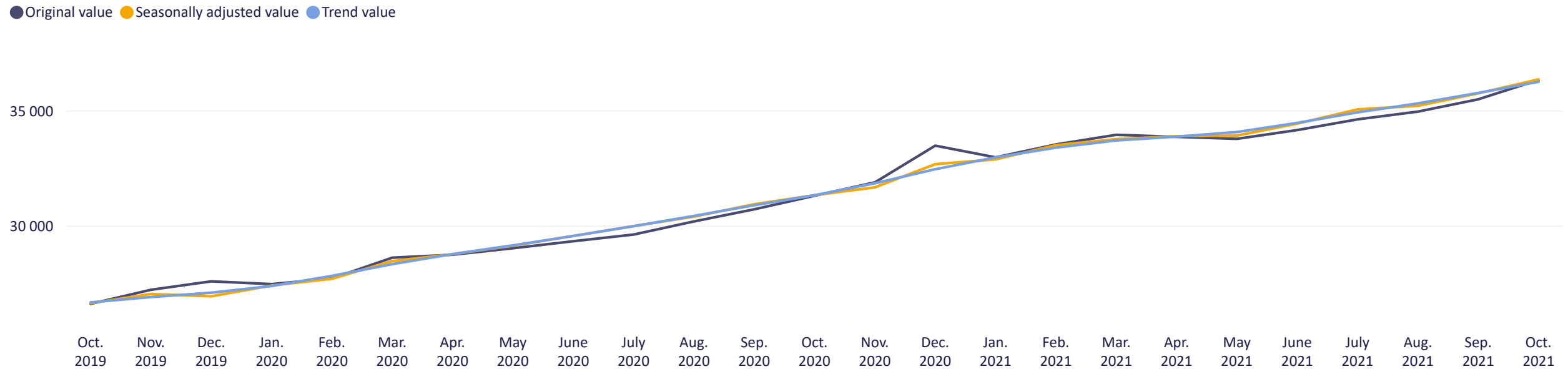
Distribution of M2 by its components (Bn HUF, %) - October 2021



Transaction-based annualised real growth rate of M2 (%)



The original, seasonally adjusted and trend value of M2 (Bn HUF)





M1 M2 M3

Filter Selected month
October 2021



Monetary aggregates - M3

Original value of M3 (Bn HUF) - October 2021

36,479.5 +842.6

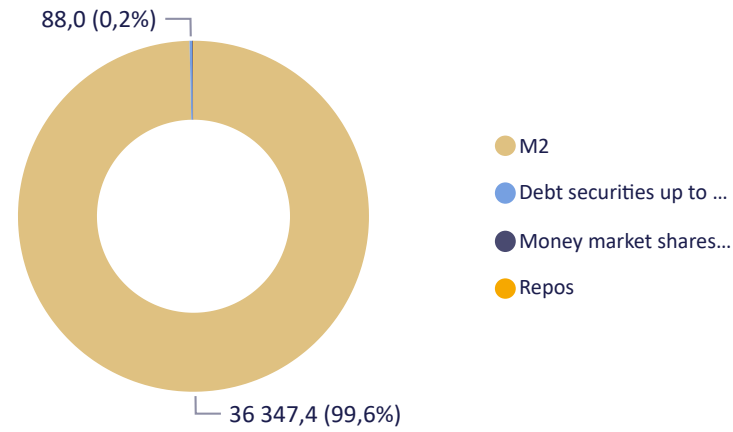
Changes from previous month (Bn HUF)

Seasonally adjusted value of M3 (Bn HUF) - October 2021

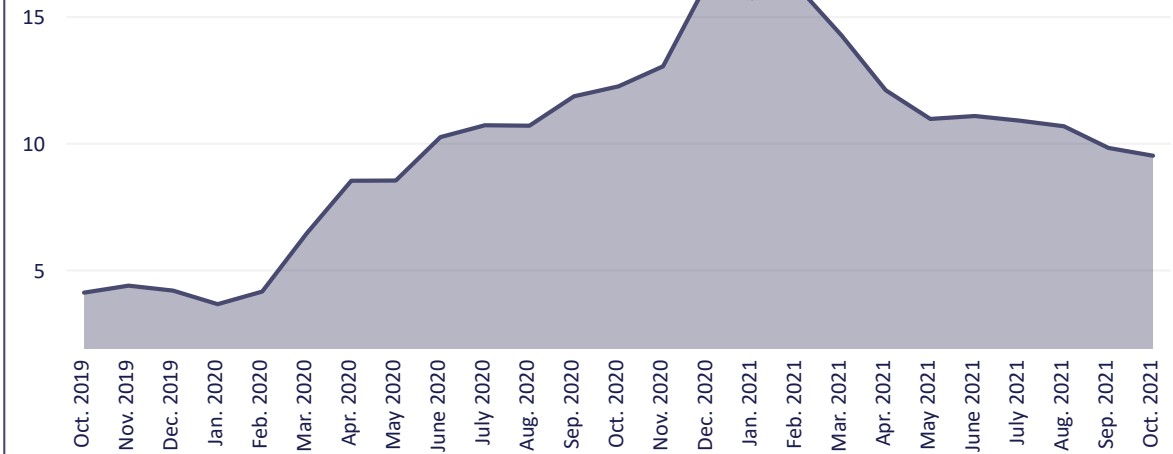
36,457.1 +602.1

Changes from previous month (Bn HUF)

Distribution of M3 by its components (Bn HUF, %) - October 2021

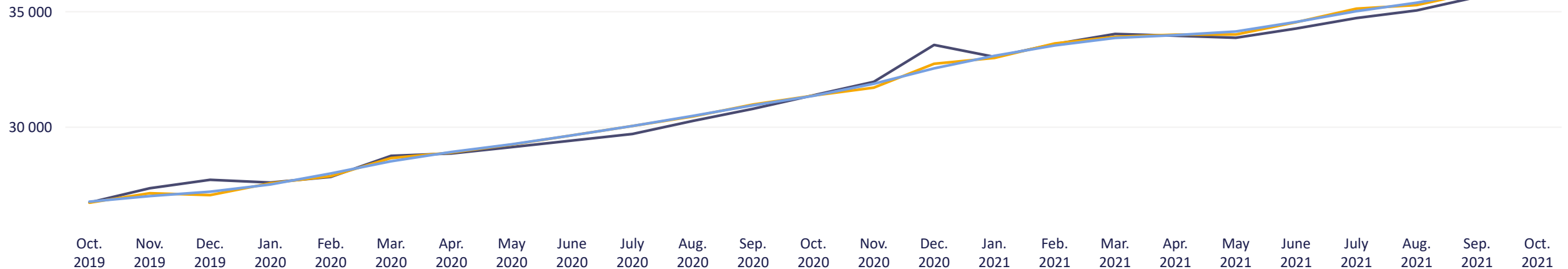


Transaction-based annualised real growth rate of M3 (%)



The original, seasonally adjusted and trend value of M3 (Bn HUF)

Original value Seasonally adjusted value Trend value





Aggregated balance sheet of credit institutions

Debt securities issued by residents other than MFIs and owned by MFIs

Filter

Selected month

October 2021



General government

Non-financial corporations

Financial corporations

Closing stock - General government (Bn HUF) - October 2021

10,382.6 -385.4

Change from previous month (Bn HUF)

Closing stock - General government - HUF (Bn HUF) - October 2021

9,907.2 -388.7

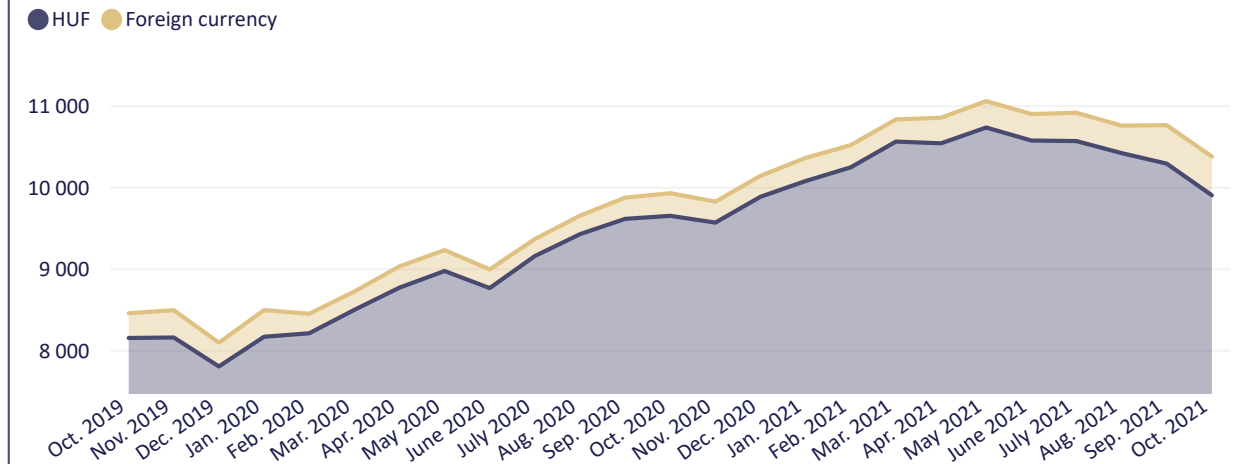
Change from previous month (Bn HUF)

Closing stock - General government - Foreign currency (Bn HUF) - October 2021

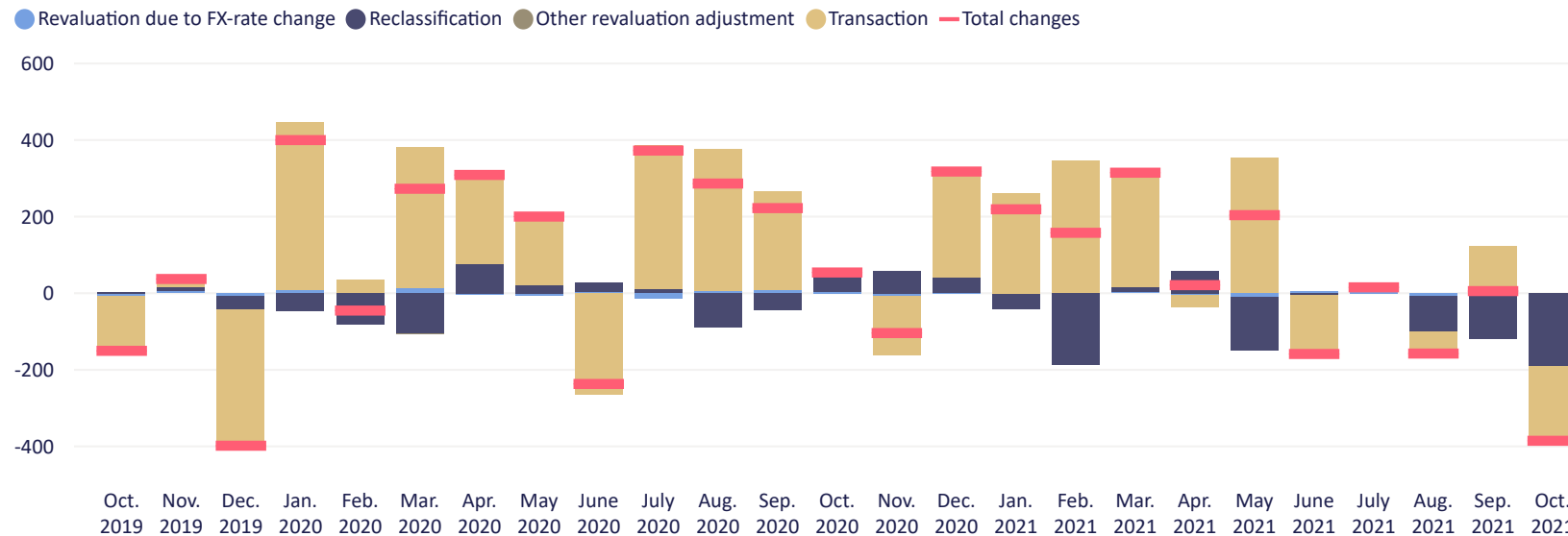
475.4 +3.3

Change from previous month (Bn HUF)

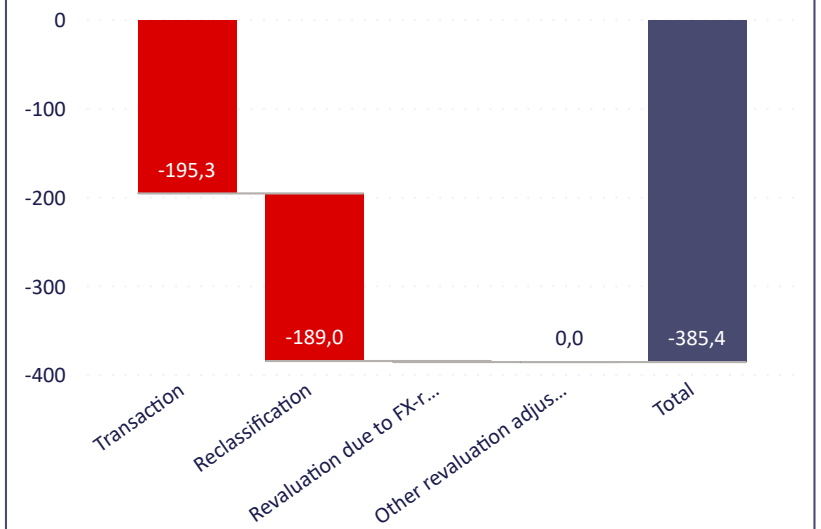
Closing stocks of debt securities issued by the general government (Bn HUF)



Components of the change in stocks of debt securities issued by the general government (Bn HUF)



Components of volume changes - General government - (Bn HUF) - October 2021





Accrued interest on MFI loans and deposits

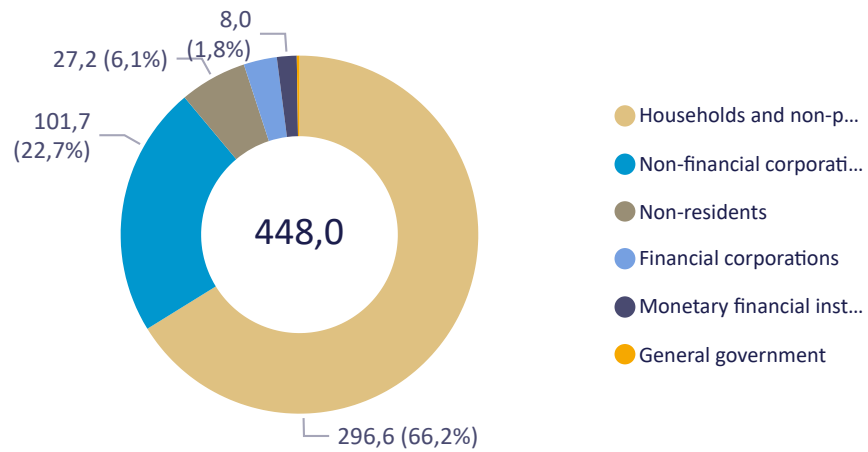
Filter

Selected month

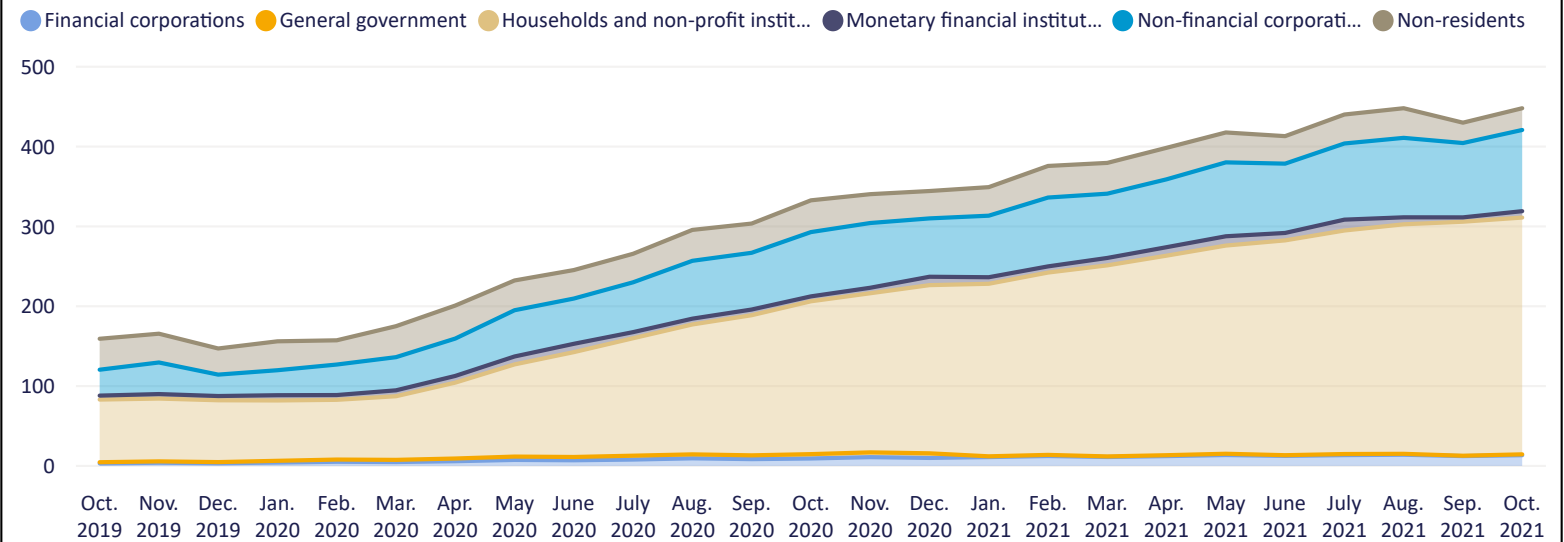
October 2021



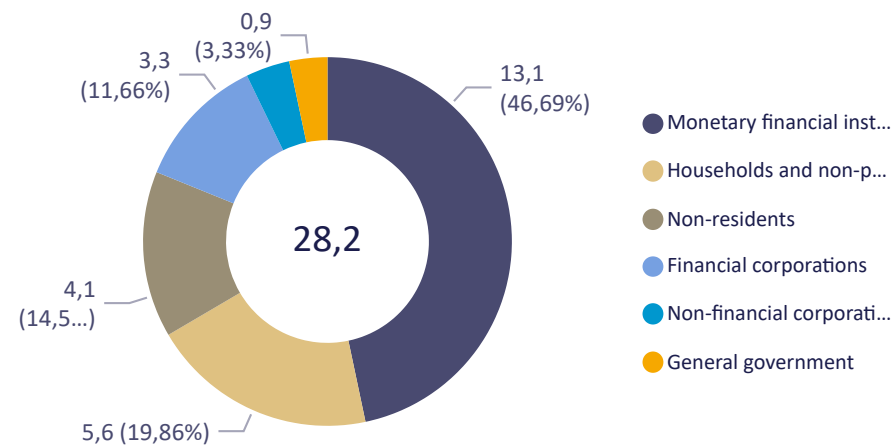
Distribution of accrued interests on loans (Bn HUF) - October 2021



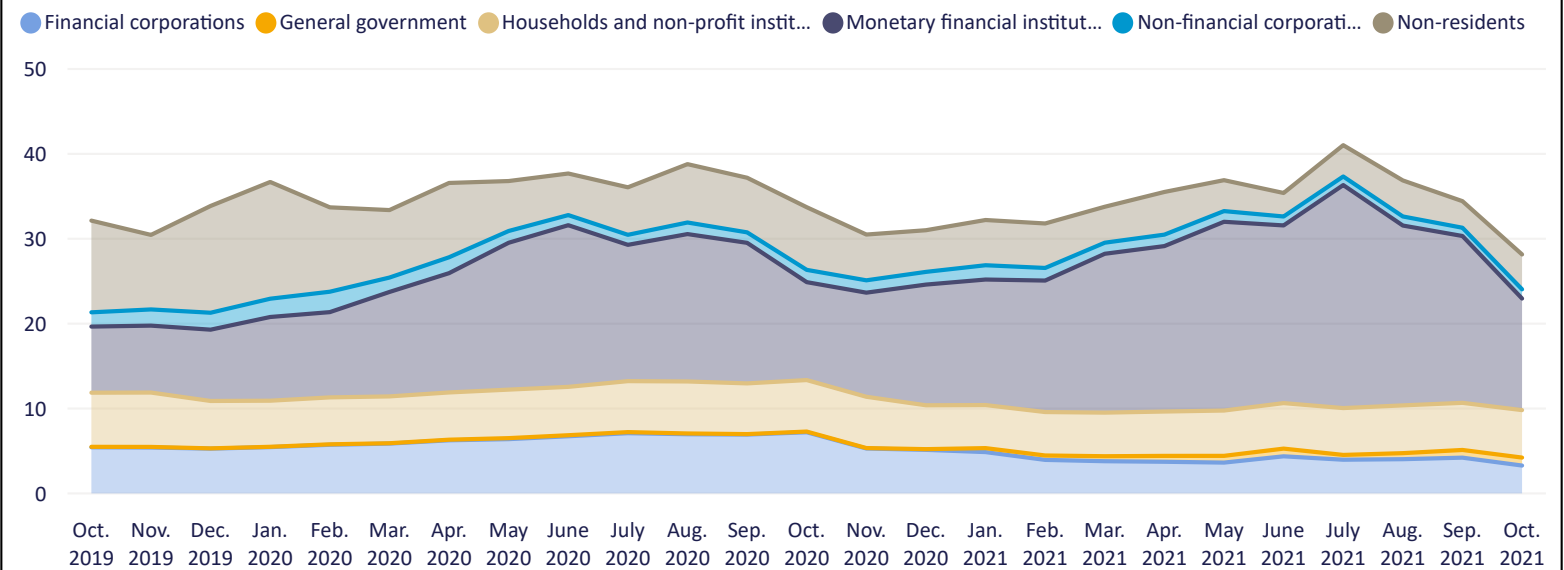
Accrued interests on loans (Bn HUF)



Distribution of accrued interests on deposits (Bn HUF) - October 2021



Accrued interests on deposits (Bn HUF)





Other information

Related time series

Time series >

Access to time series on the MNB's website: www.mnb.hu -> EN -> Statistics -> Statistical Data and Information -> Statistical Time Series -> X. Monetary and other balance sheet statistics -> Monetary Statistics

Notes on methodology

Methodological notes >

Access to methodological notes on the MNB's website: www.mnb.hu -> EN -> Statistics -> Statistical Data and Information -> Methodological notes -> Methodological notes of aggregated balance sheet of credit institutions

Information about the next publication

The next press release will be published on: **31 December, 2021**

Publication calendar >

Access to Publication calendar on the MNB's website: www.mnb.hu -> EN -> Statistics -> Release calendar for Statistics

Contact information

Magyar Nemzeti Bank
Statistics Directorate

 Tel.: +36 1 428 2600

 Email: sajto@mnb.hu

