



Press release on aggregated balance sheet of credit institutions

December 2021



Summary



Loans to individuals by the purpose of loans



Loans to and deposits of households and non-financial corporations



Foreign assets and liabilities



Loans to non-financial corporations by economic branches



Loans to non-financial corporations by SME



Loans to and deposits of other financial institutions



Monetary aggregates



Debt securities by sectors



Accrued interests



Other information

Monthly transaction of loans to households (Bn HUF)

62.0



Monthly transaction of households' deposits (Bn HUF)

366.9



Monthly transaction of loans to non-financial corporations (Bn HUF)

180.8



Monthly transaction of non-financial corporations' deposits (Bn HUF)

815.1



Balance sheet total (Bn HUF)

62,454.3 -1,572.5

Change from previous month (Bn HUF)



Aggregated balance sheet of credit institutions - December 2021

According to seasonally adjusted data, households and non-financial corporations were net borrowers due to transactions in December 2021. Both sectors increased their deposit holdings significantly in the month.

In December 2021, the stock of **household** loans rose by HUF 89.4 billion in seasonally adjusted terms and by HUF 62.0 billion in seasonally unadjusted terms, due to transactions. According to seasonally unadjusted data, the stocks of forint loans and foreign currency loans increased by HUF 61.2 billion and by HUF 0.8 billion, respectively.

The stock of baby-expecting loans was HUF 1569.4 billion at the end of December.

Due to transactions, total deposits of the household sector rose by HUF 160.9 billion in seasonally adjusted terms and by HUF 366.9 billion in seasonally unadjusted terms. According to seasonally unadjusted data, there were net inflows of HUF 369.3 billion into forint deposits and net outflows of HUF 2.4 billion from foreign currency deposits during the period under review.

Due to transactions, outstanding debt of the **non-financial corporate sector** rose by HUF 261.8 billion in seasonally adjusted terms and by HUF 180.8 billion in seasonally unadjusted terms. According to seasonally unadjusted data, the stock of forint loans and foreign currency loans increased by HUF 115.3 billion and HUF 65.5 billion, respectively, due to transactions. Credit institutions' holdings of bonds issued by non-financial corporations rose by HUF 309.8 billion.

Excluding revaluations and other volume changes, the stock of non-financial corporations' deposits rose by HUF 743.8 billion in seasonally adjusted terms and by HUF 815.1 billion in seasonally unadjusted terms. According to seasonally unadjusted data, there were net inflows of HUF 588.2 billion and HUF 226.9 billion, respectively, into forint and foreign currency deposits in the month.

In December 2021, **foreign liabilities** of credit institutions accounted for 9.2% of the sector's balance sheet total.

Components of monthly stock changes	Opening stocks	Trans- actions	Revaluation due to FX- rate change	Re- classification	Other revaluation adjustment	Total changes	Closing stocks
☐ Total assets	64 026,8	-1 883,4	88,2	222,3	0,5	-1 572,5	62 454,3
☐ 1. Non-financial corporations	10 989,3	490,6	23,9	-48,7	0,1	465,9	11 455,1
1.1 HUF loans	6 422,6	115,3	0,0	-2,7	0,1	112,7	6 535,2
1.2 FX loans	3 752,5	65,5	23,1	-1,5	0,0	87,1	3 839,6
1.3 Securities other than shares	814,2	309,8	0,8	-44,5	0,0	266,1	1 080,3
☒ 2. Other financial corporations	1 754,9	24,0	2,9	-1,8	-0,1	24,9	1 779,9
☒ 3. Central government	10 814,0	-225,8	3,6	-40,5	0,0	-262,7	10 551,3
☒ 4. Local governments	158,9	-0,3	0,0	0,0	0,0	-0,3	158,7
☐ 5. Households	9 265,1	62,0	0,2	-2,3	0,5	60,5	9 325,5
5.1 HUF loans	9 239,3	61,2	0,0	-2,1	0,5	59,6	9 298,9
5.2 FX loans	25,8	0,8	0,2	-0,2	0,0	0,8	26,6
☒ 6. Non-residents	8 187,8	311,0	49,2	-1,8	0,0	358,4	8 546,2
☒ 7. Remaining assets	22 856,8	-2 544,9	8,4	317,4	-0,1	-2 219,2	20 637,7
☐ Total liabilities	64 026,8	-1 883,4	88,2	222,3	0,5	-1 572,5	62 454,3
☐ 8. Non-financial corporations	13 671,6	815,1	28,6	0,0	-0,3	843,5	14 515,0
8.1 HUF deposits	9 425,5	588,2	0,0	0,0	-0,1	588,1	10 013,6
8.2 FX deposits	4 246,1	226,9	28,6	0,0	-0,2	255,4	4 501,5
☒ 9. Other financial corporations	3 602,9	-74,6	7,3	0,0	-0,1	-67,4	3 535,6
☒ 10. Central government	1 384,7	-466,7	1,0	0,0	0,1	-465,6	919,0
☒ 11. Local governments	1 113,3	-52,2	0,1	0,0	0,0	-52,1	1 061,2
☐ 12. Households	12 519,0	366,9	13,2	0,0	0,0	380,1	12 899,1
12.1 HUF deposits	10 692,0	369,3	0,0	0,0	0,1	369,4	11 061,4
12.2 FX deposits	1 827,0	-2,4	13,2	0,0	0,0	10,8	1 837,7
☒ 13. Debt securities issued (held by residents)	2 680,7	68,3	2,0	-19,8	0,0	50,5	2 731,2
☒ 14. Non-residents	7 801,3	-2 096,5	33,9	-2,8	0,2	-2 065,2	5 736,1
☒ 15. Remaining liabilities	21 253,4	-443,7	2,0	244,9	0,5	-196,3	21 057,1

* A significant change in the current account deposits and overdrafts held by households and non-financial corporations is caused partly by the one-off effect of early payments in December (e.g. transfer of salaries, end-of-year bonuses, subsidies).



Filter

Selected month

December 2021

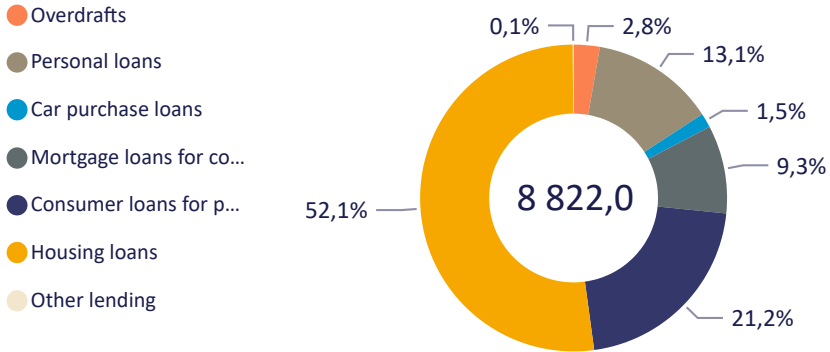


Loans to individuals by the purpose of loan

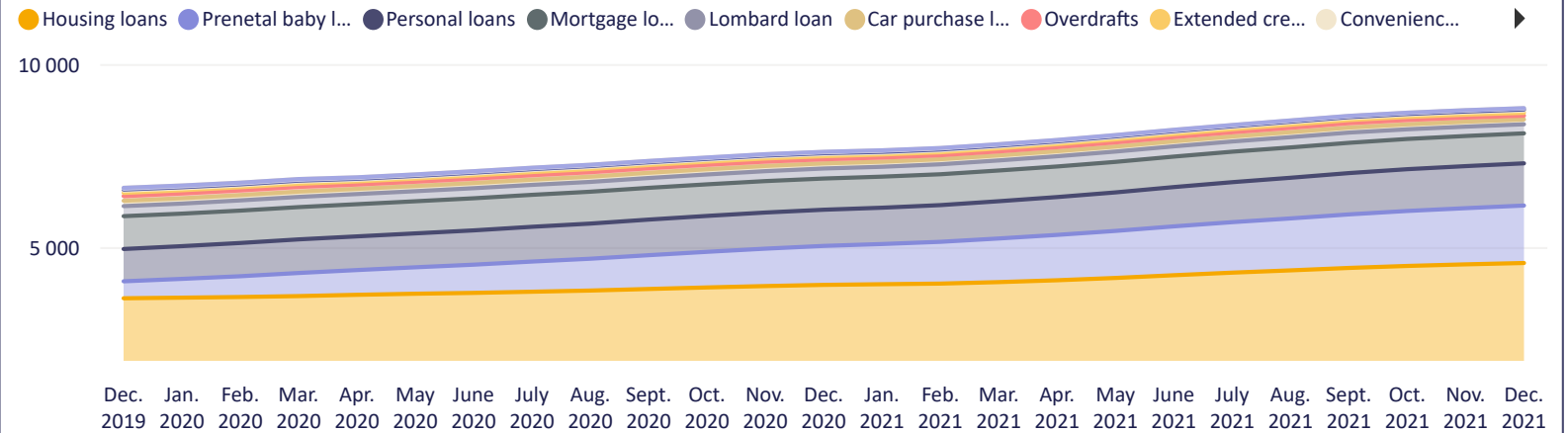
Monthly stocks by the purpose of loan

Overdrafts	Personal loans	Car purchase loans	Mortgage loans for consumption purpose	Consumer loans for purchase of goods	Housing loans	Other lending
242,9	1 152,6	132,8	819,3	1 874,2	4 592,8	250,3

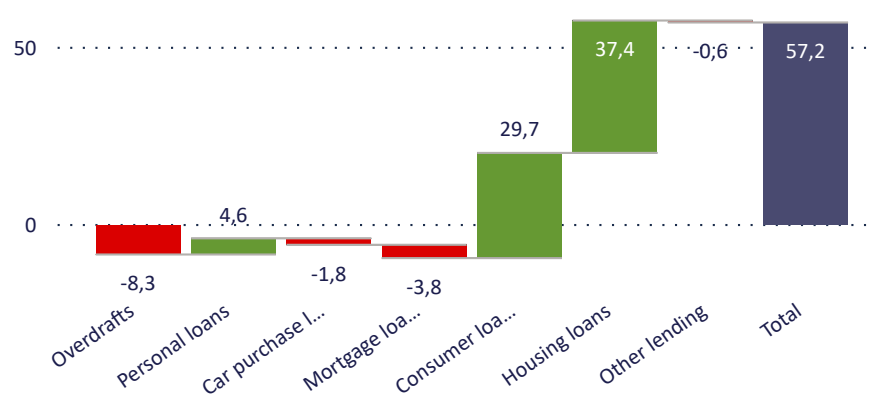
Distribution of stock at the end of the month by the purpose of loan (Bn HUF, %) - December 2021



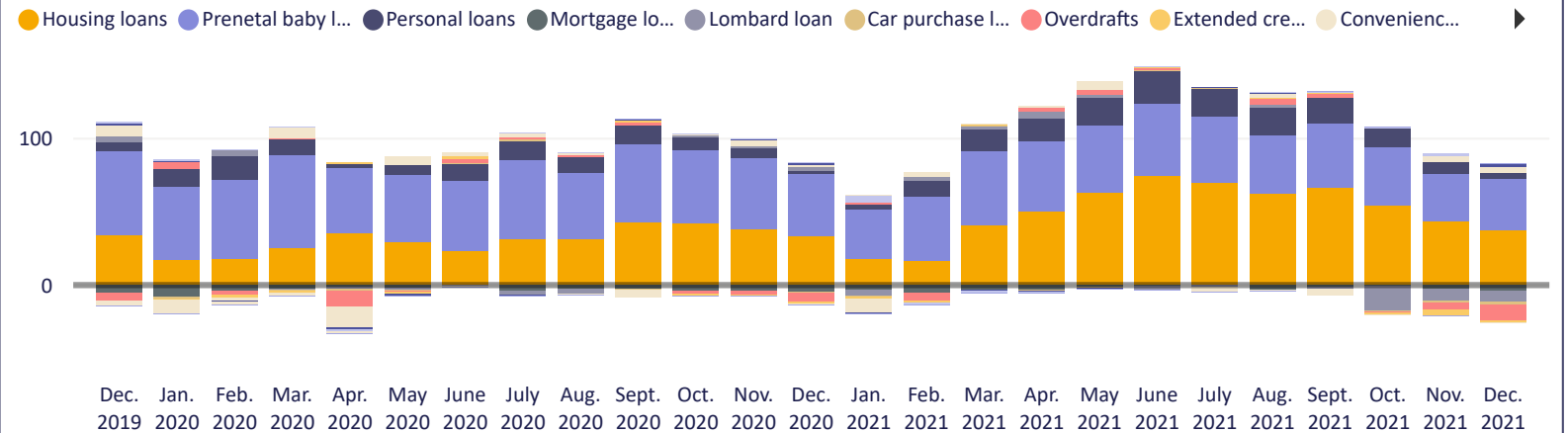
Loans to individuals - Stock at the end of the month (Bn HUF)



Monthly transactions by the purpose of loan (Bn HUF) - December 2021



Loans to individuals - Monthly transactions (Bn HUF)





Aggregated balance sheet of credit institutions

Loans to and deposits of households and non-financial corporations

Stocks, transactions | Annualized growth rate

Filter December 2019 - December 2021

Households | Non-financial corporations

Total | HUF | Foreign currency

Households - Ratio of loans and deposits (%) - December 2021

72.3 -1.7

Change from previous month (percentage point)

Households - Original value of the monthly transaction of loans (Bn HUF) - December 2021

62.0

Households - Seasonally adjusted value of the monthly transaction of loans (Bn HUF) - December 2021

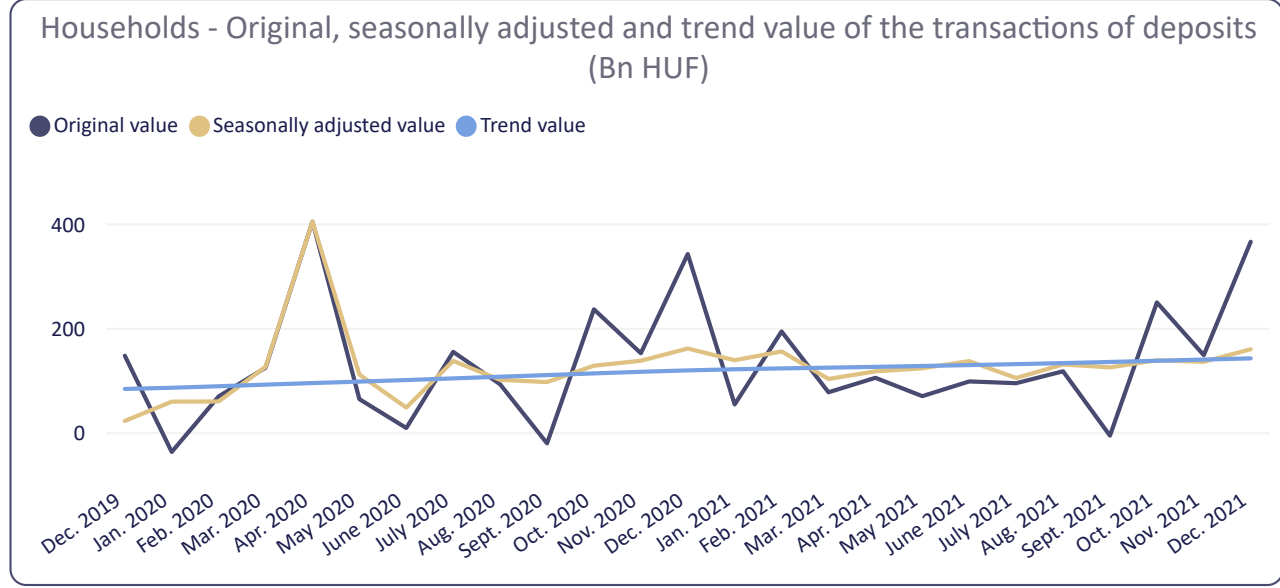
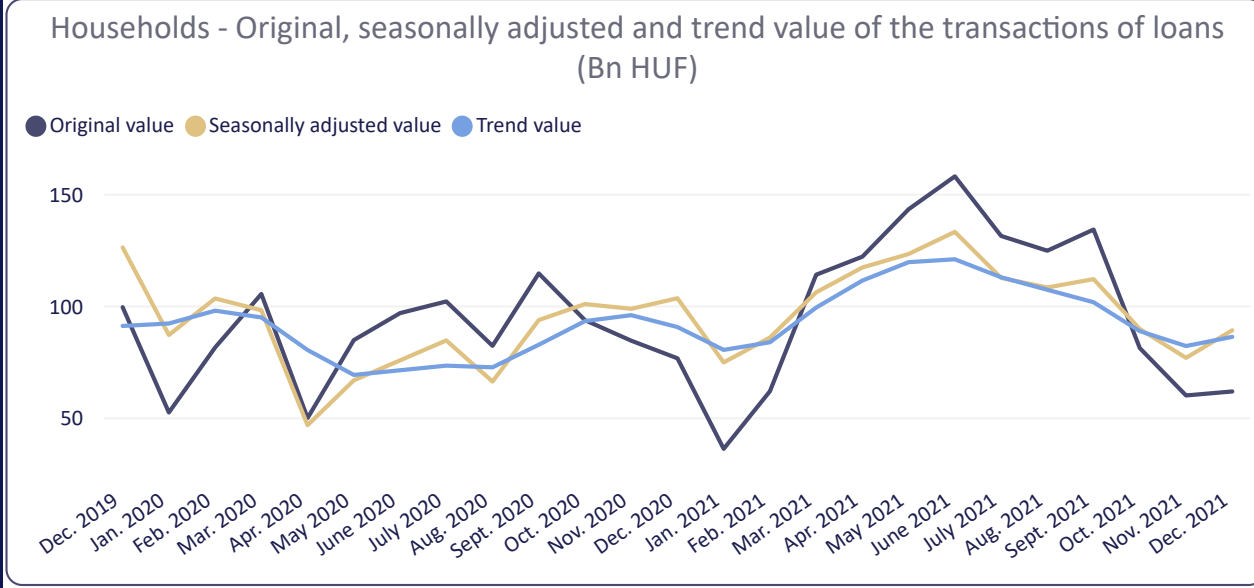
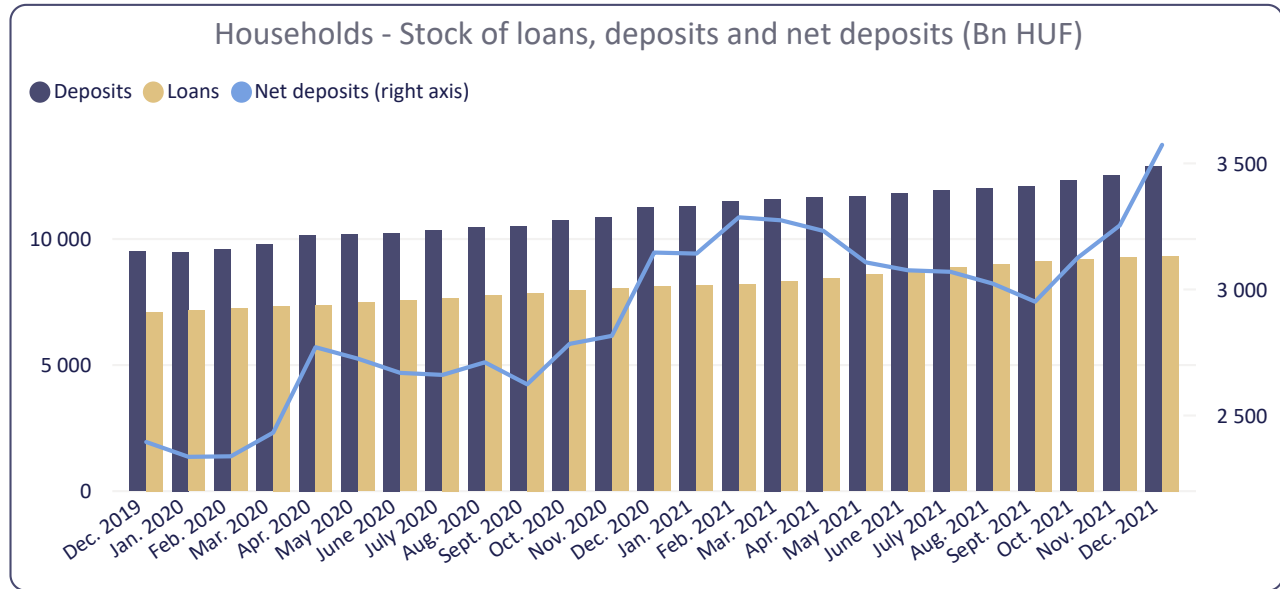
89.4

Households - Original value of the monthly transaction of deposits (Bn HUF) - December 2021

366.9

Households - Seasonally adjusted value of the monthly transaction of deposits (Bn HUF) - December 2021

160.9





Aggregated balance sheet of credit institutions

Loans to and deposits of households and non-financial corporations

Stocks, transactions | Annualized growth rate

Filter December 2019 - December 2021

Households | **Non-financial corporations**

Total | HUF | Foreign currency

Non-financial corporations - Ratio of loans and deposits (%) - December 2021

71.5 -2.9

Change from previous month (percentage point)

Non-financial corporations - Original value of the monthly transaction of loans (Bn HUF) - December 2021

180.8

Non-financial corporations - Seasonally adjusted value of the monthly transaction of loans (Bn HUF) - December 2021

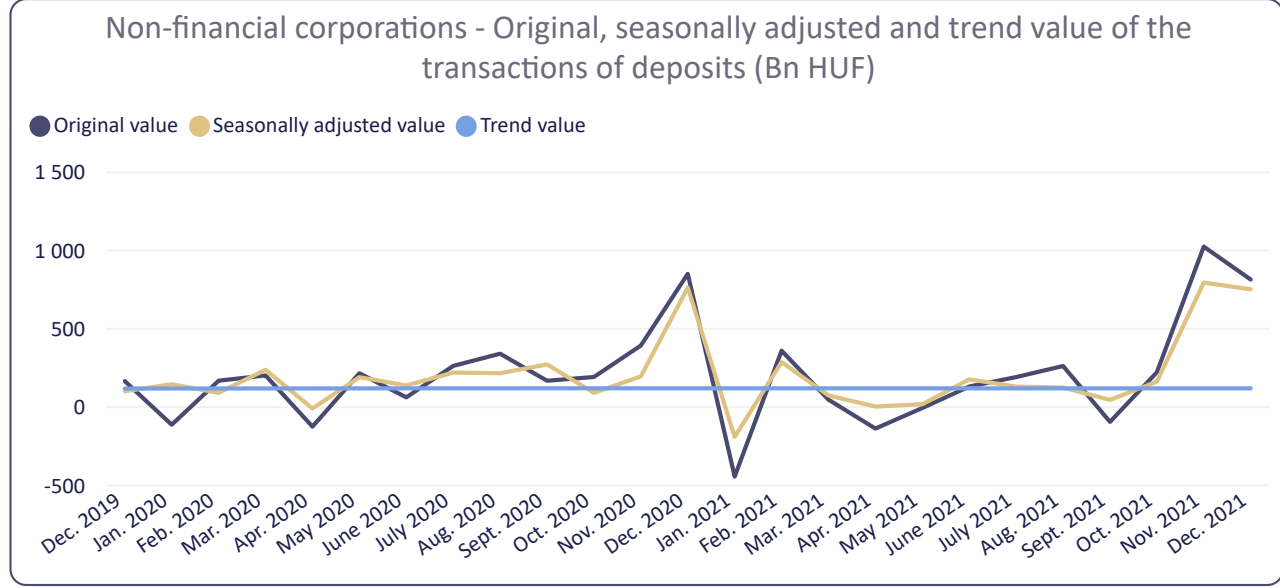
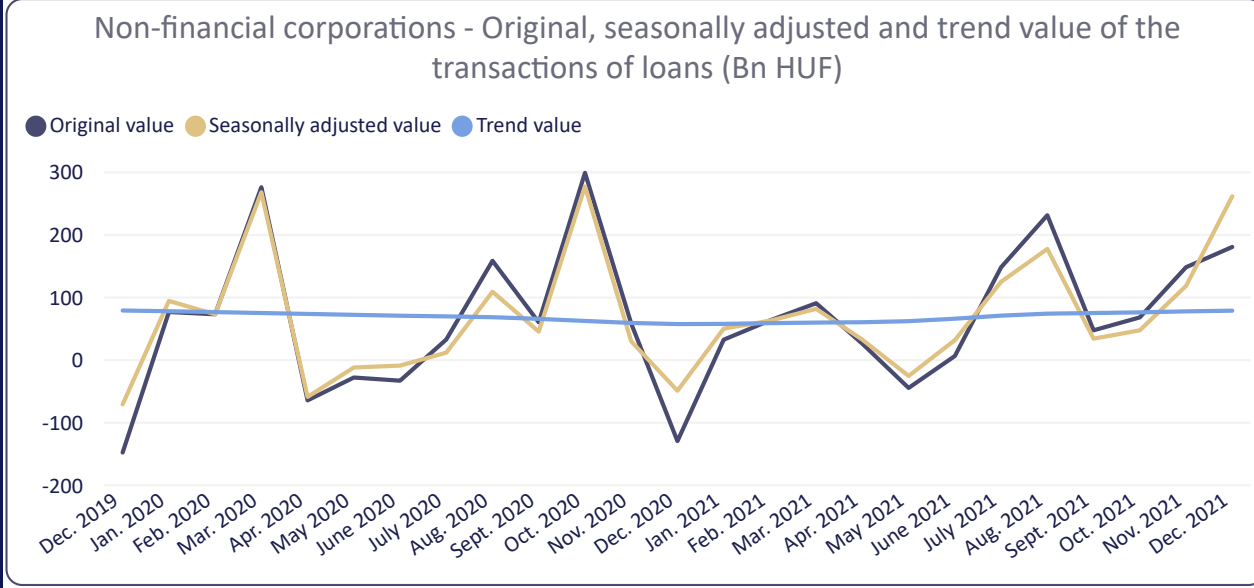
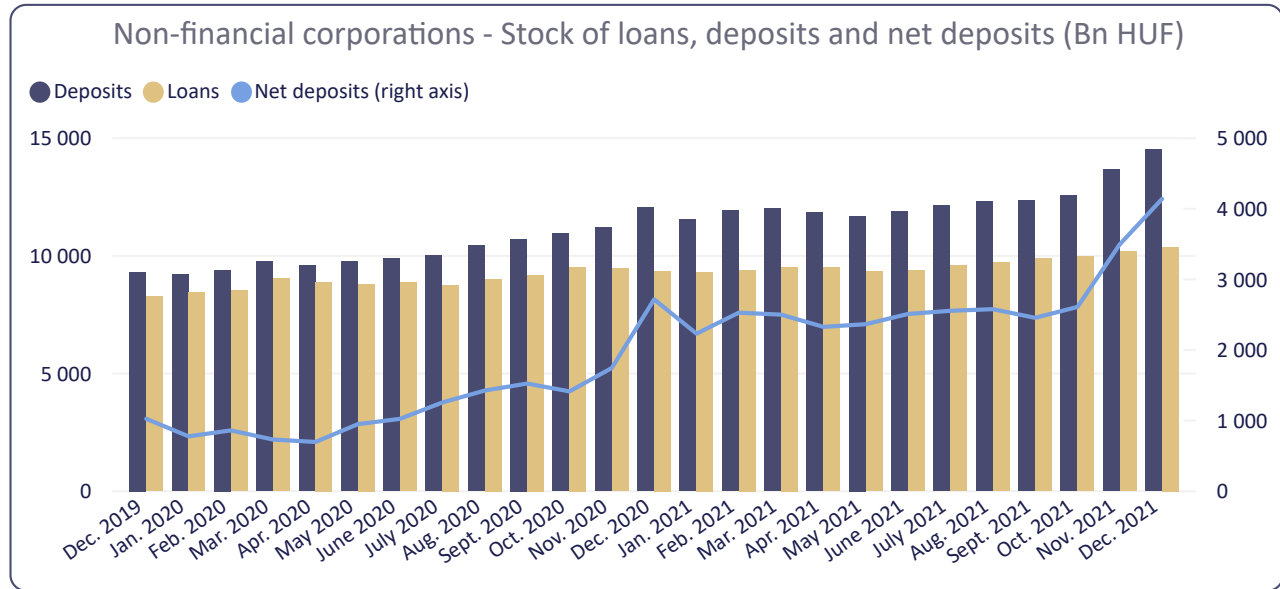
261.8

Non-financial corporations - Original value of the monthly transaction of deposits (Bn HUF) - December 2021

815.1

Non-financial corporations - Seasonally adjusted value of the monthly transaction of deposits (Bn HUF) - December 2021

752.7





Aggregated balance sheet of credit institutions

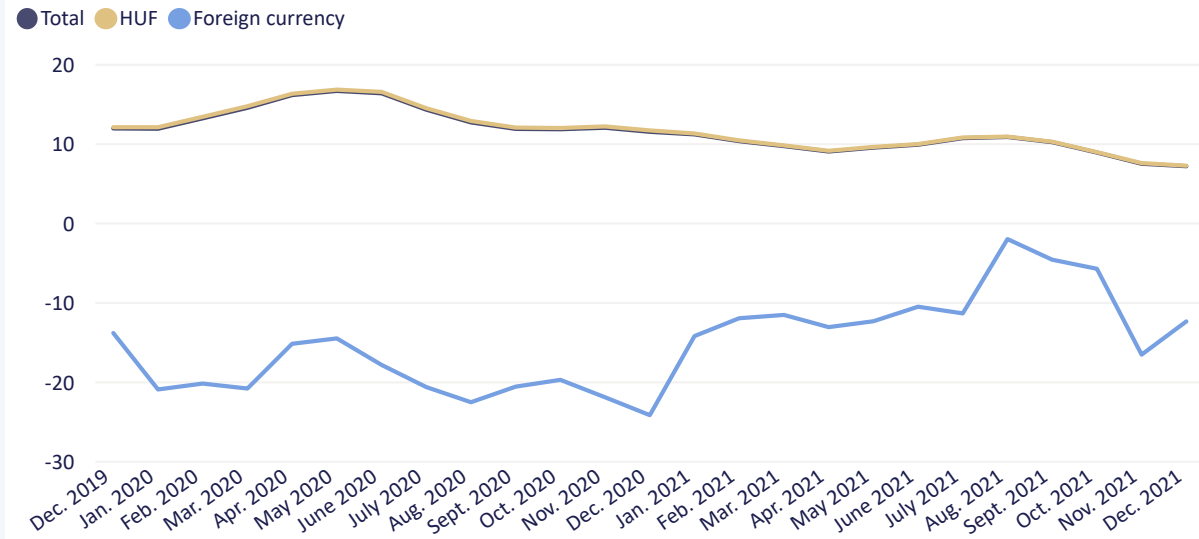
Transaction-based annualised real growth rate of households' and non-financial corporations' loans and deposits

Stocks, transactions **Annualised growth rate**

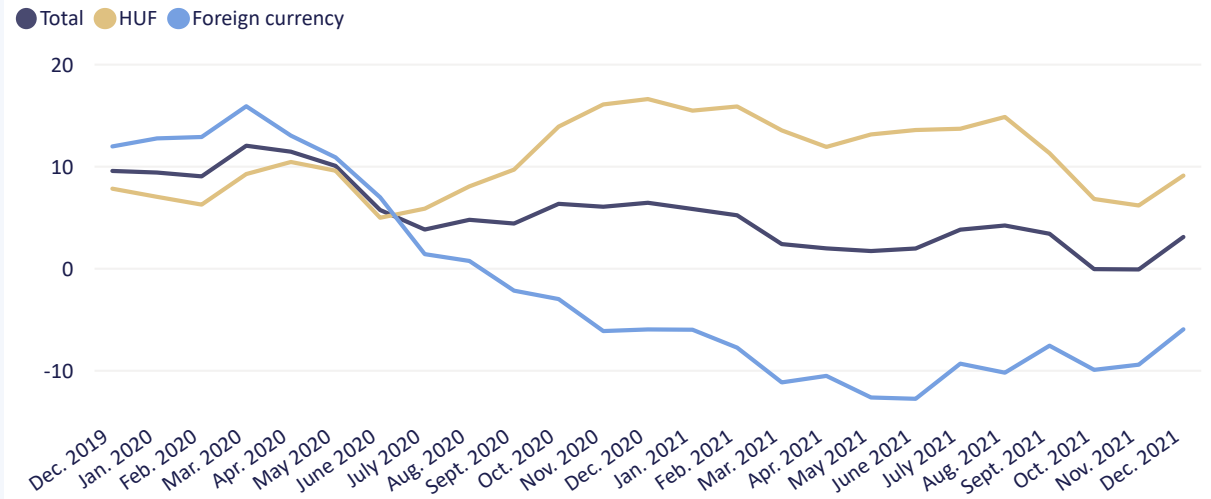
December 2019 - December 2021

Filter

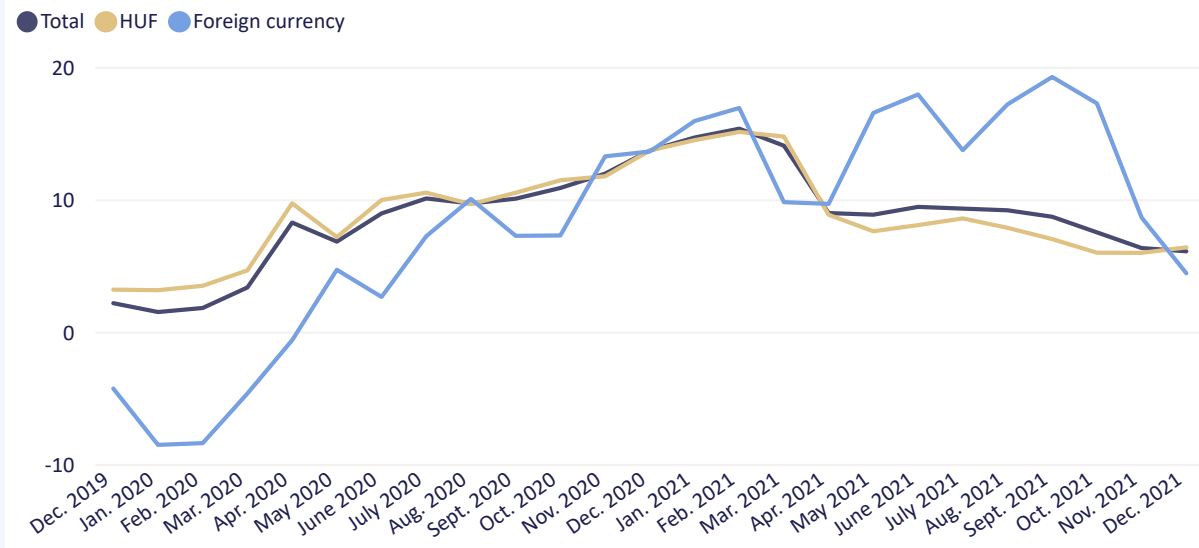
Transaction-based annualised real growth rate of loans to households (%)



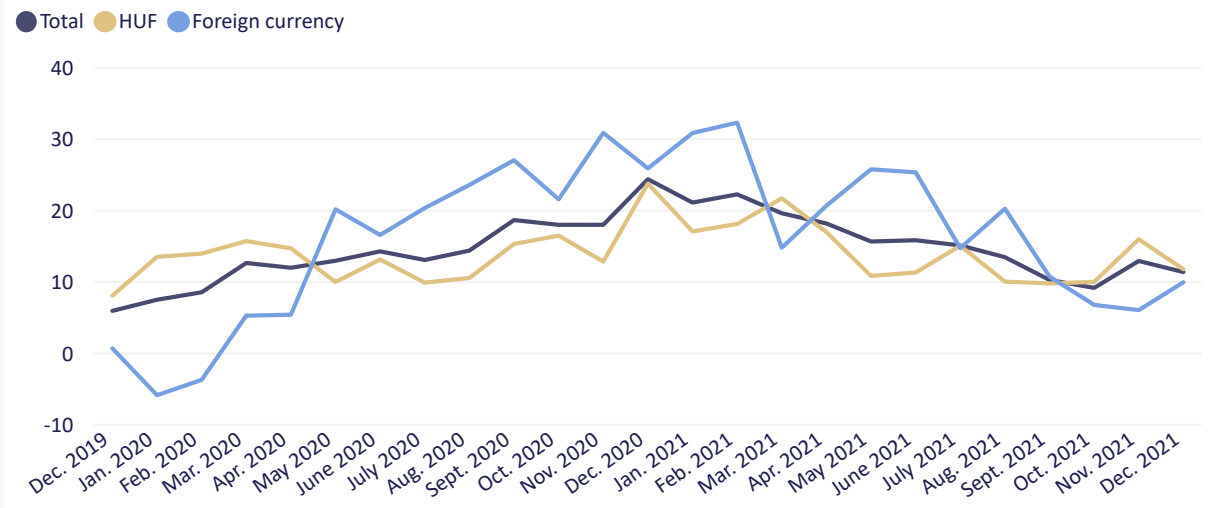
Transaction-based annualised real growth rate of loans to non-financial corporations (%)



Transaction-based annualised real growth rate of the deposits of households (%)



Transaction-based annualised real growth rate of the deposits of non-financial corporations (%)





December 2019 - December 2021

Filter



Foreign assets and liabilities

Foreign assets as percentage of the balance sheet total (%) - December 2021

13.7 +0.9

Change from previous month (percentage point)



Foreign liabilities as percentage of the balance sheet total (%) - December 2021

9.2 -3.0

Change from previous month (percentage point)



The stock of foreign assets at the end of the month (Bn HUF) - December 2021

8,546.2 +358.4

Change from previous month (Bn HUF)



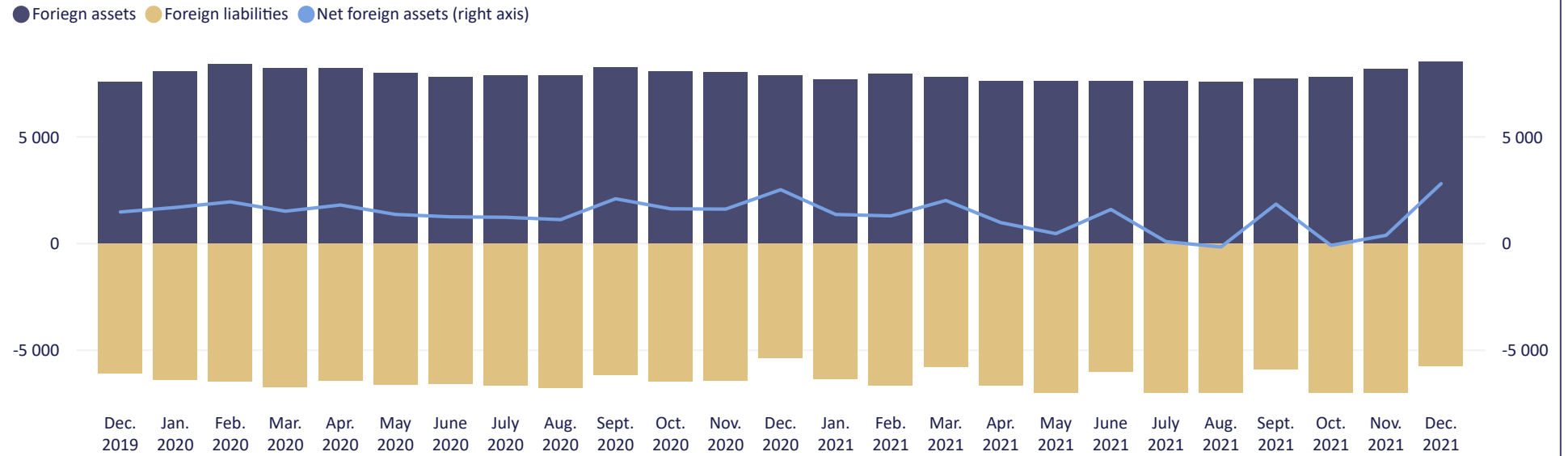
The stock of foreign liabilities at the end of the month (Bn HUF) - December 2021

5,736.1 -2,065.2

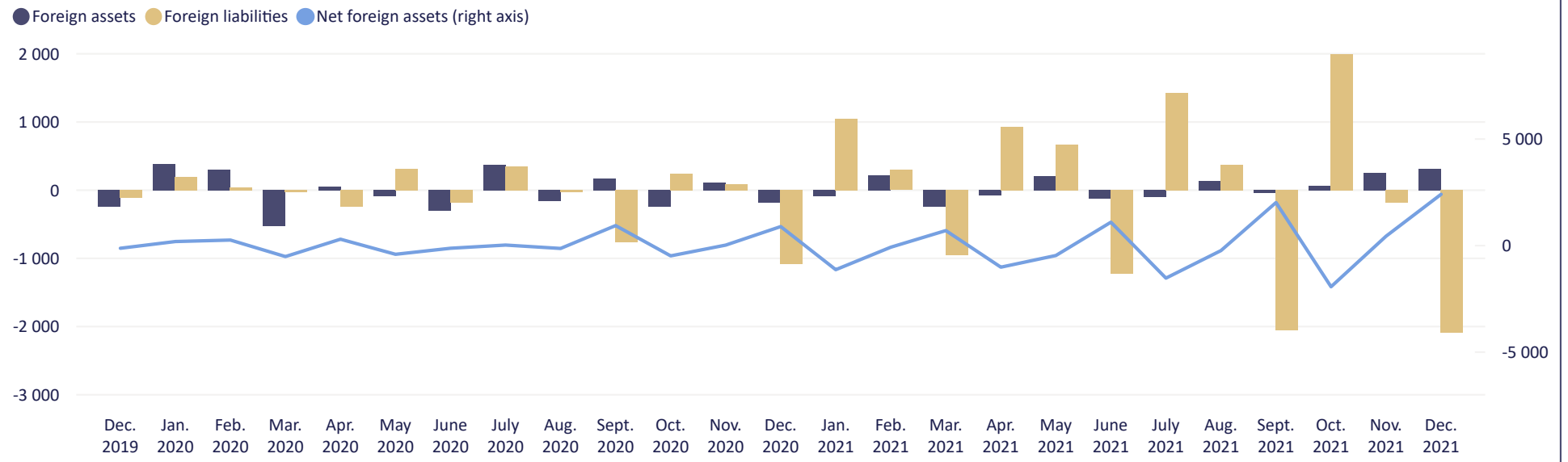
Change from previous month (Bn HUF)



The stock of foreign assets, foreign liabilities and net foreign assets at the end of the months (Bn HUF)



Monthly transactions of foreign assets, foreign liabilities and net foreign assets (Bn HUF)





Filter End of quarter September 2021

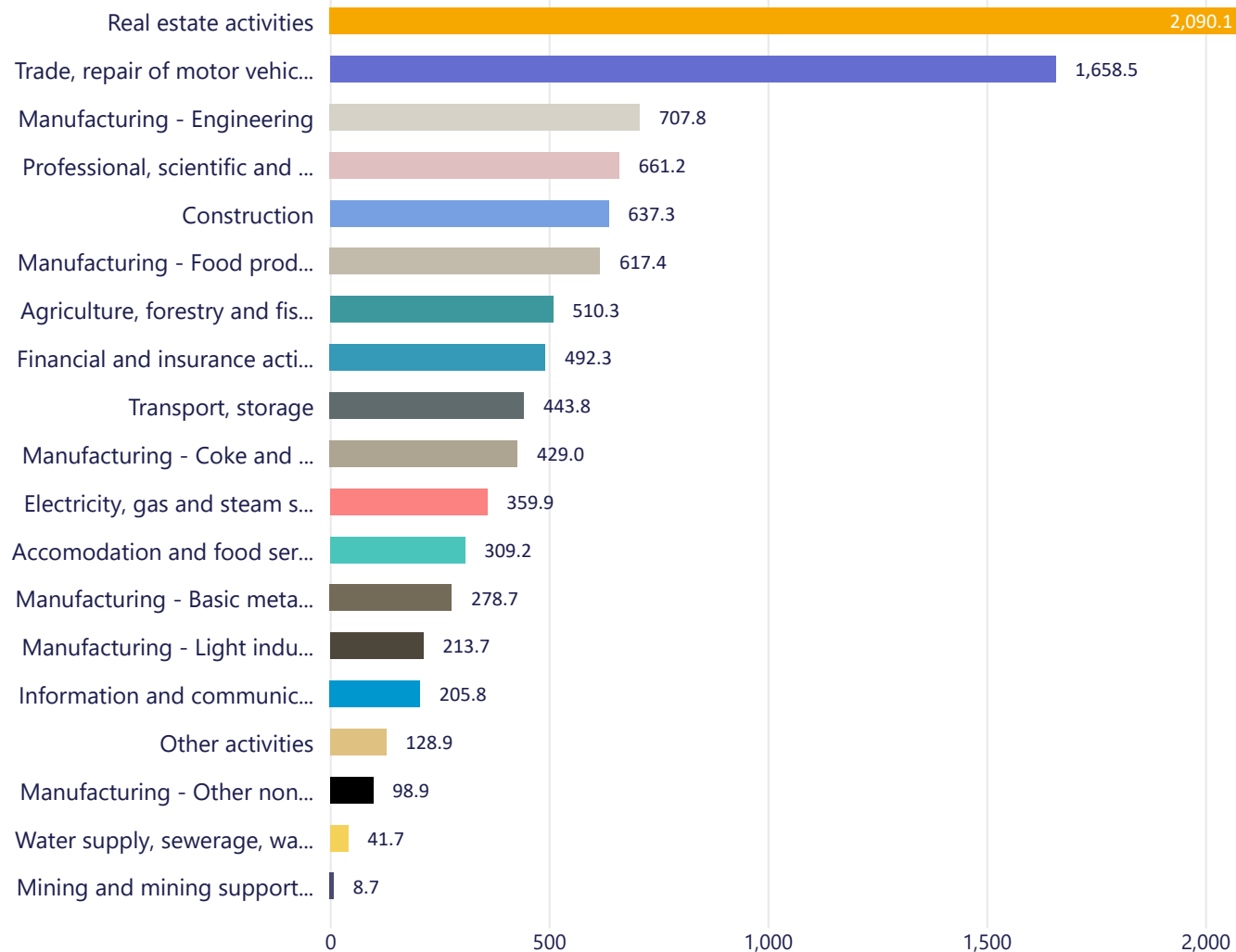


Loans to non-financial corporations by economic branches

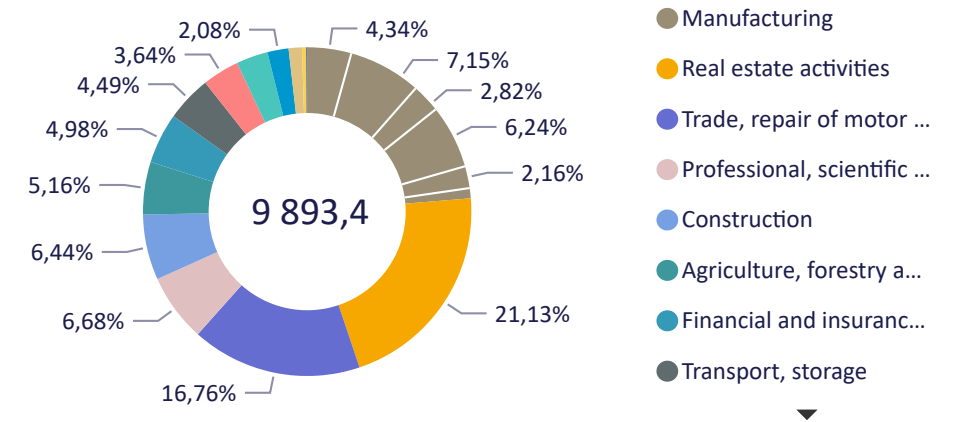
HUF **Foreign currency**

Overdrafts **Up to 1 year** **Over 1 year**

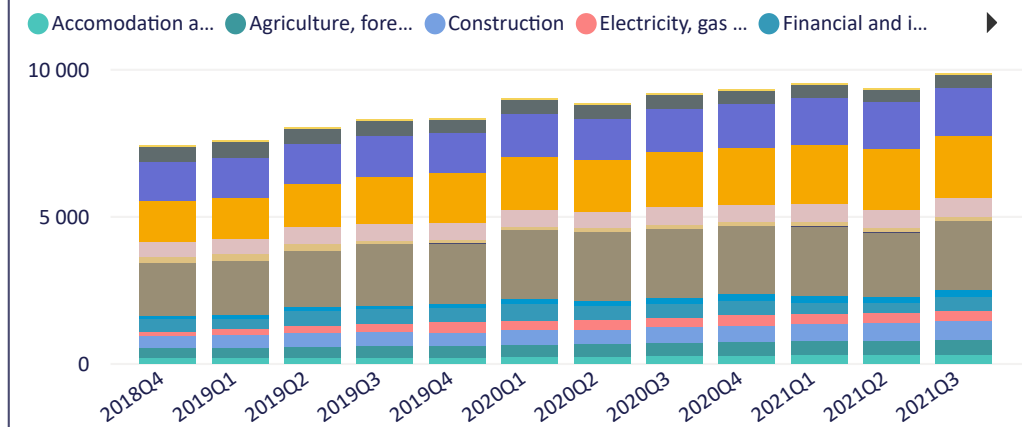
Stock of loans to non financial corporations at end of the quarter (Bn HUF) - September 2021



Distribution of loans to non financial corporations (Bn HUF, %) - September 2021



Stock of loans to non financial corporations (Bn HUF) - September 2021



* Stocks for the end of the current quarter are published with data for the first month after the end of the quarter.





Filter

End of quarter

September 2021



Loans to non-financial corporations by SME breakdown

HUF

Foreign currency

Overdrafts

Up to 1 year

Over 1 year

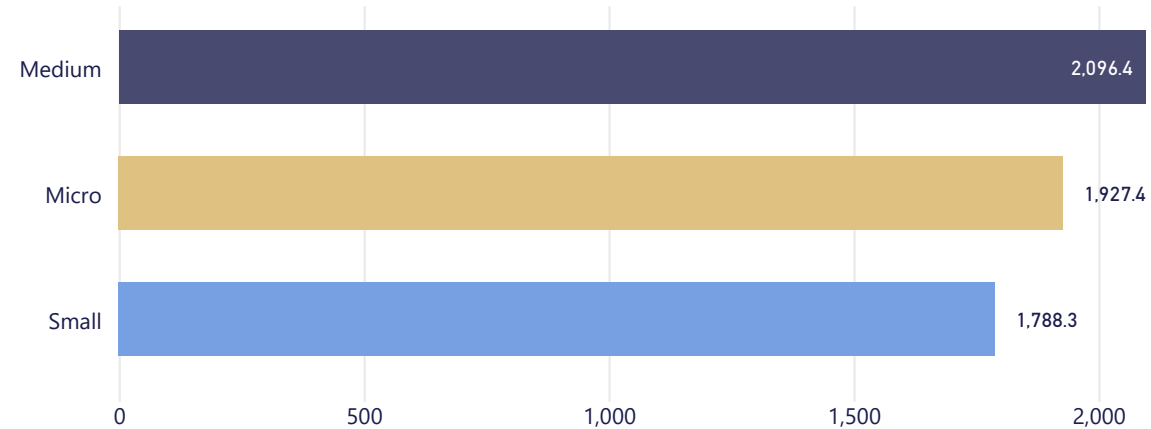
Stock of loans by SME breakdown at end of the quarter (Bn HUF) - September 2021

5,812.2

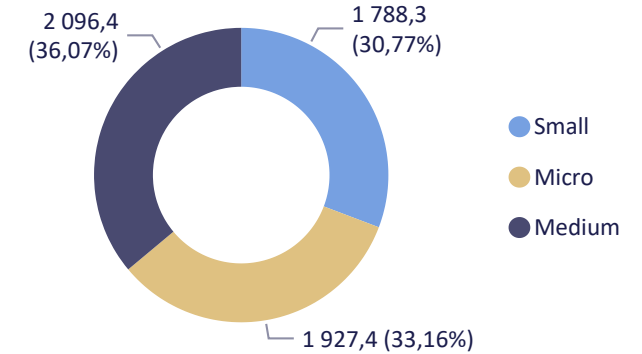
+269.6

Change form previous month (Bn HUF)

Stock of loans by SME breakdown at end of the quarter (Bn HUF) - September 2021

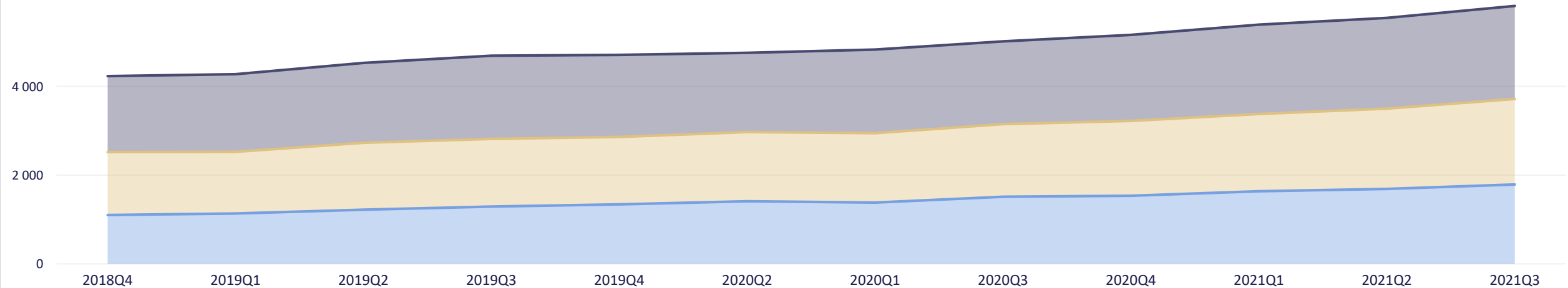


Distribution of loans by SME breakdown (Bn HUF, %) - September 2021



Stock of loans by SME breakdown (Bn HUF)

Small Micro Medium



* Stocks for the end of the current quarter are published with data for the first month after the end of the quarter.

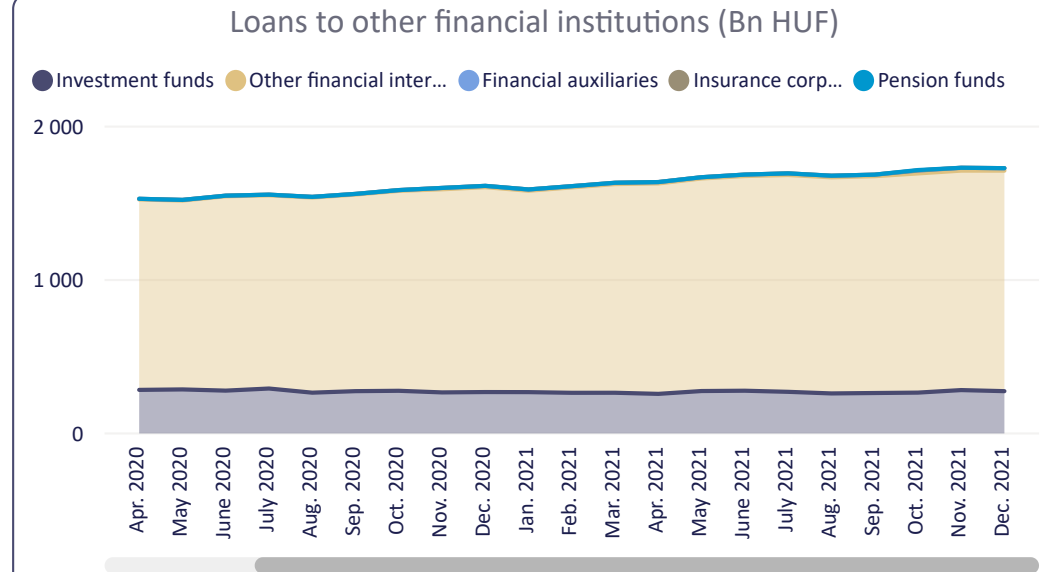
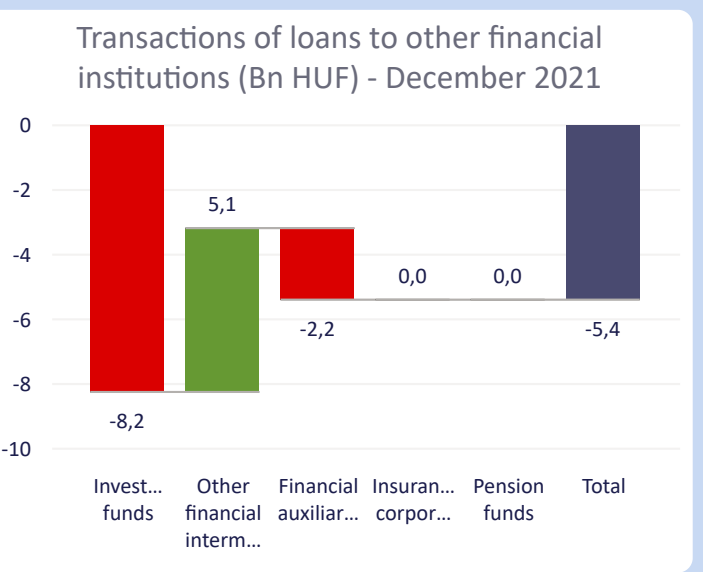
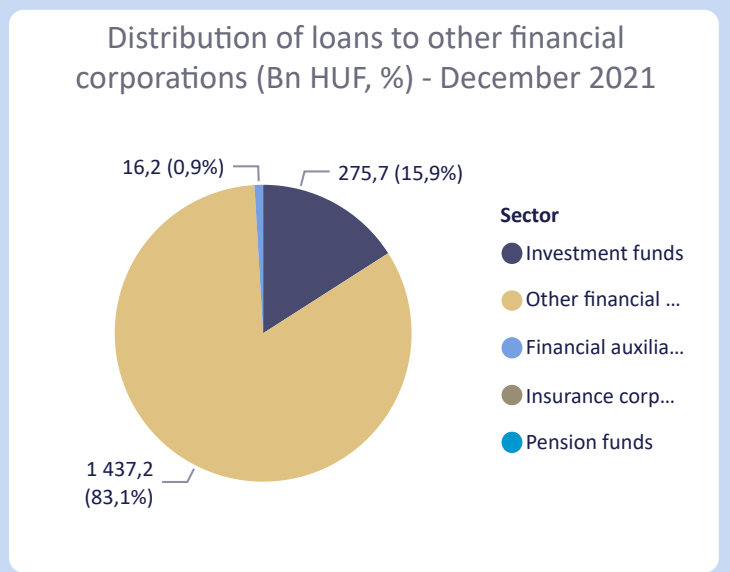
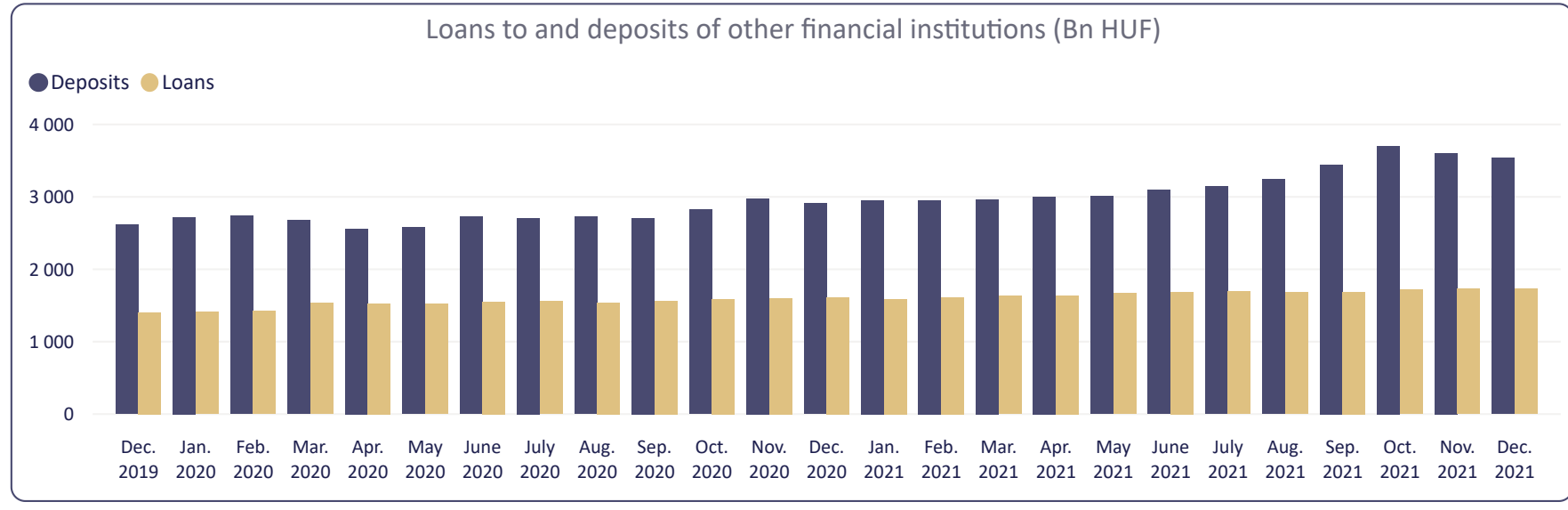
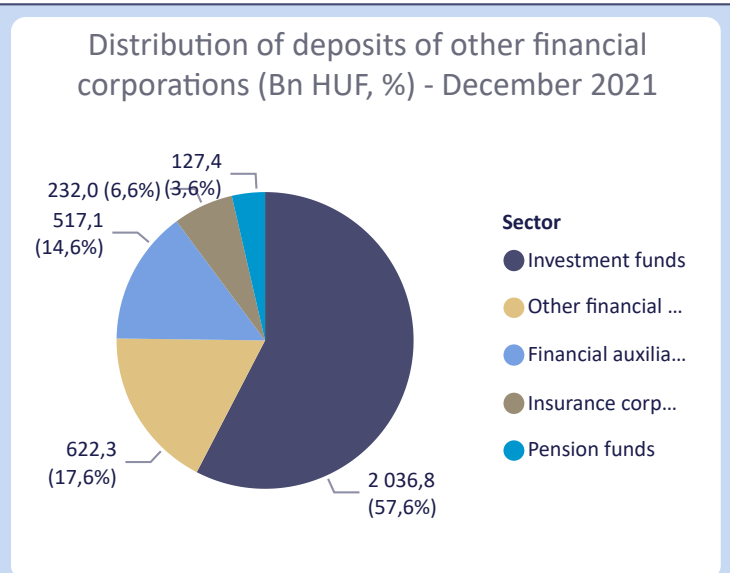




Filter Selected month ▼
 December 2021 ▼

Other financial institutions' loans and deposits

Investment funds Other financial intermediaries Financial auxiliaries Insurance corporations Pension funds HUF Foreign currency





Monetary aggregates - M1

M1 M2 M3

Filter Selected month
December 2021



Original value of M1 (Bn HUF) - December 2021

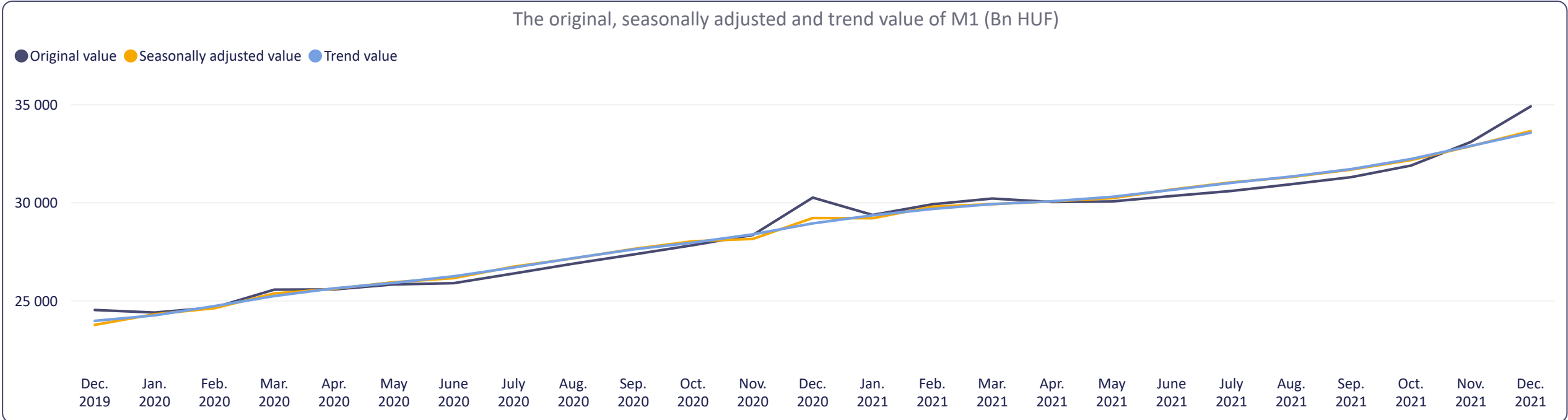
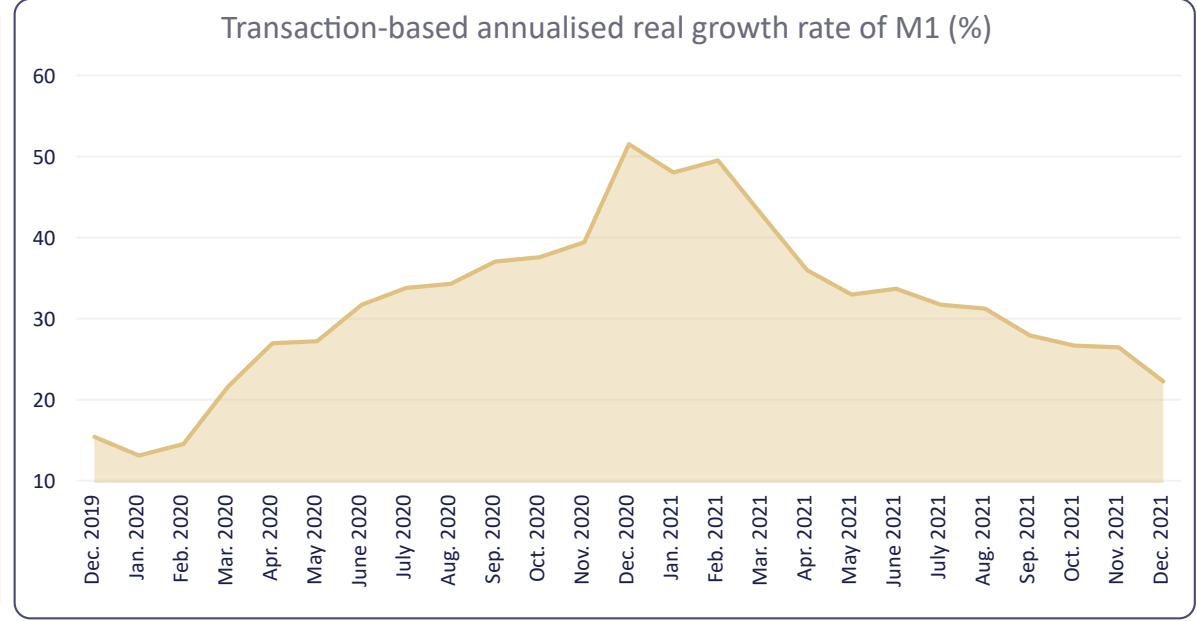
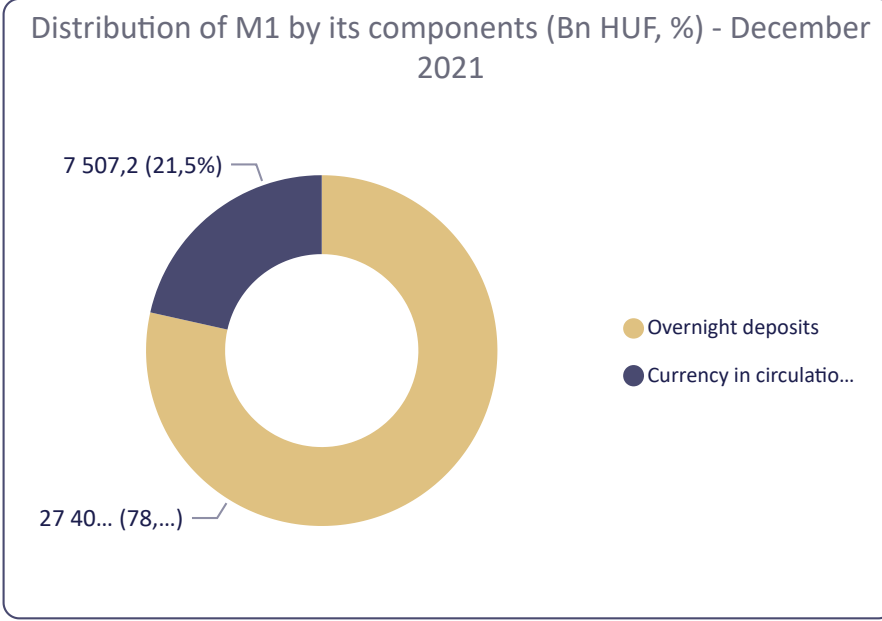
34,915.5 +1,813.2

Changes from previous month (Bn HUF)

Seasonally adjusted value of M1 (Bn HUF) - December 2021

33,658.9 +768.3

Changes from previous month (Bn HUF)





Monetary aggregates - M2

M1 M2 M3

Filter Selected month
December 2021



Original value of M2 (Bn HUF) - December 2021

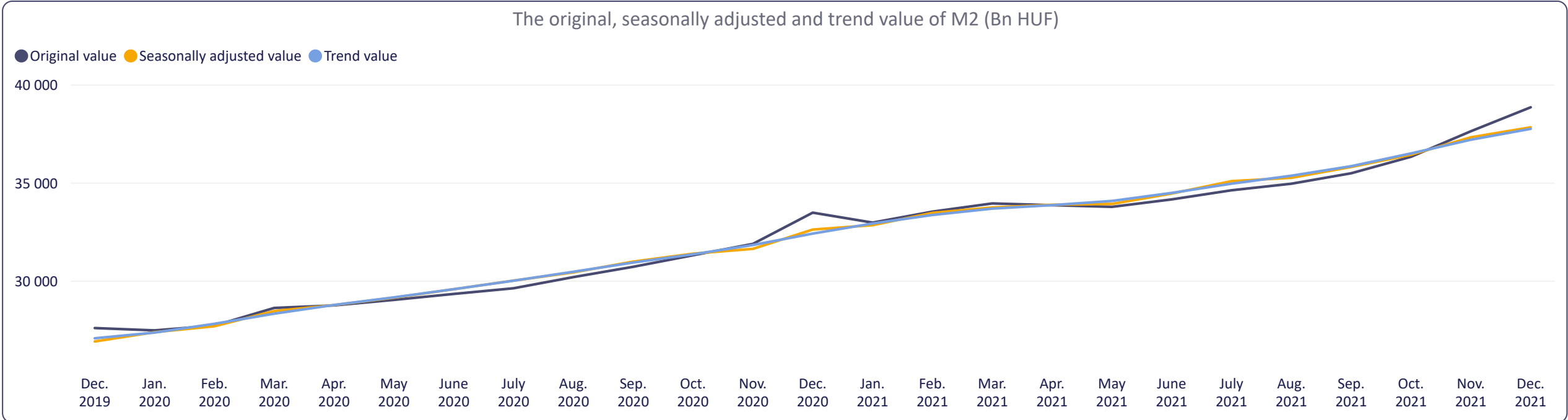
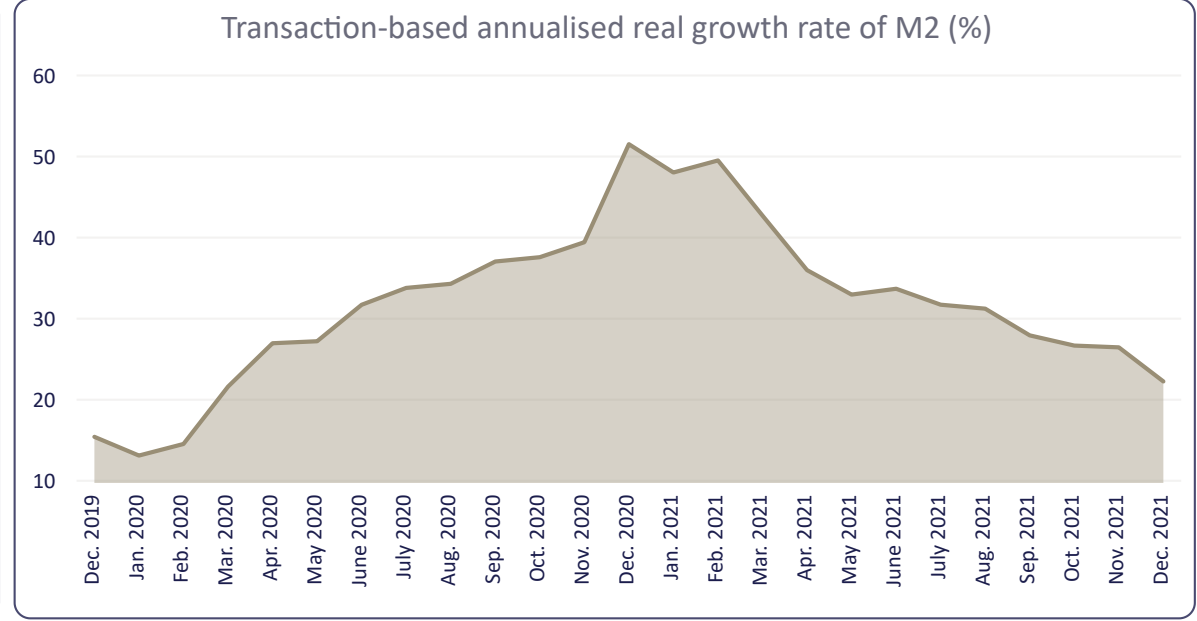
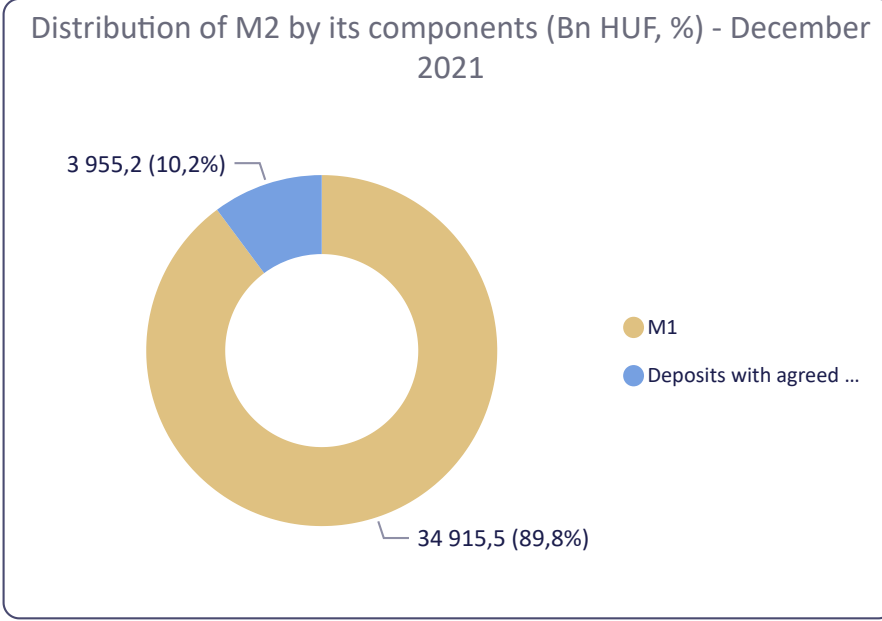
38,870.7 +1,222.1

Changes from previous month (Bn HUF)

Seasonally adjusted value of M2 (Bn HUF) - December 2021

37,848.9 +510.0

Changes from previous month (Bn HUF)





Monetary aggregates - M3

M1 M2 M3

Filter Selected month
December 2021



Original value of M3 (Bn HUF) - December 2021

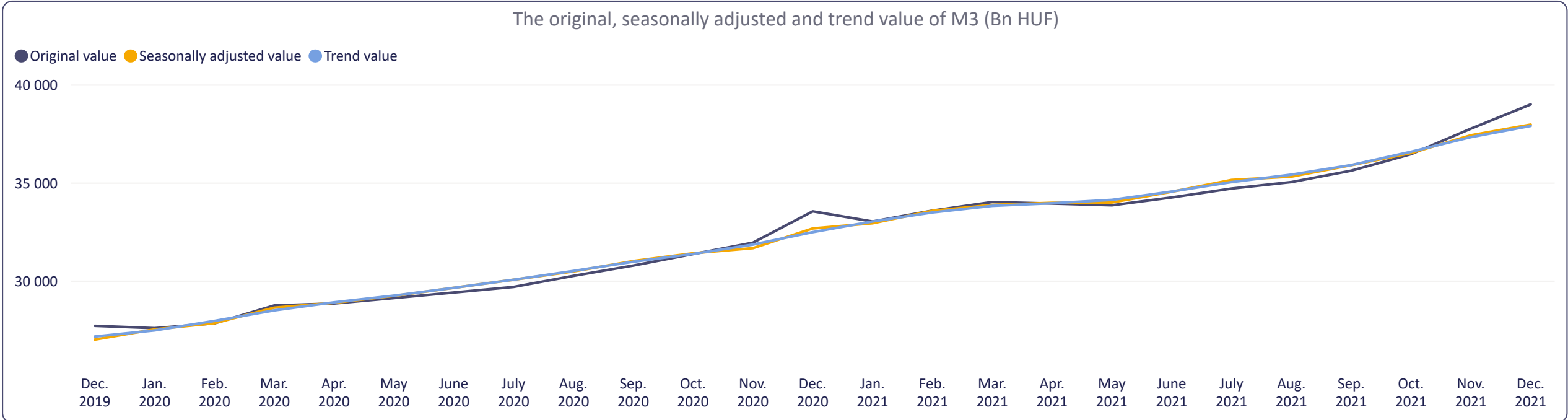
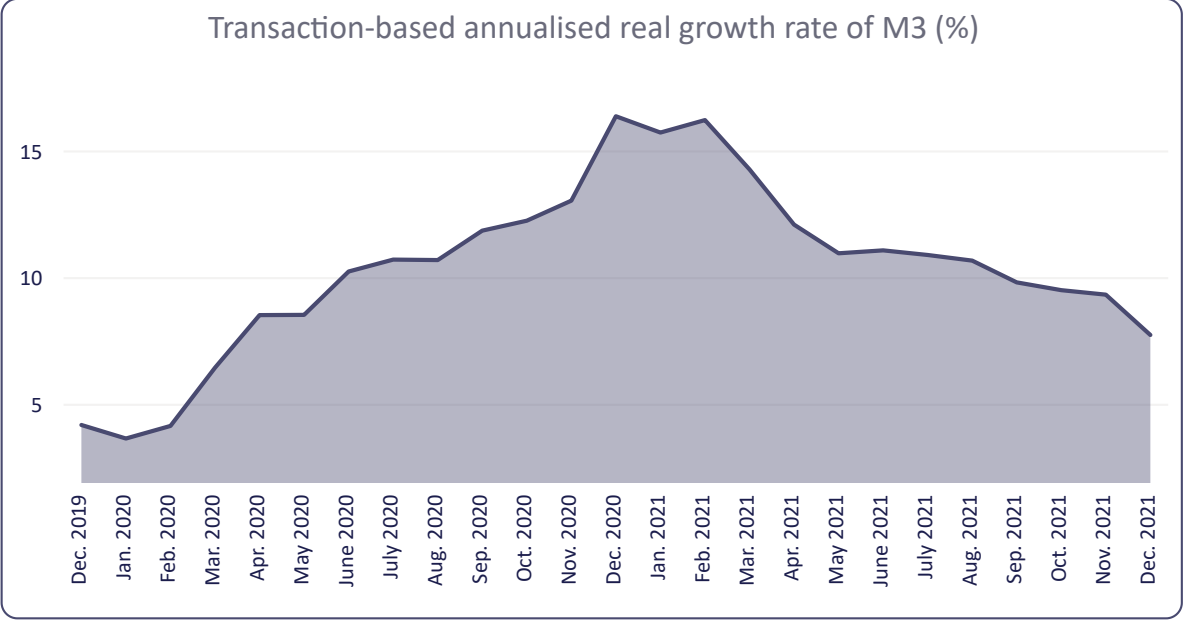
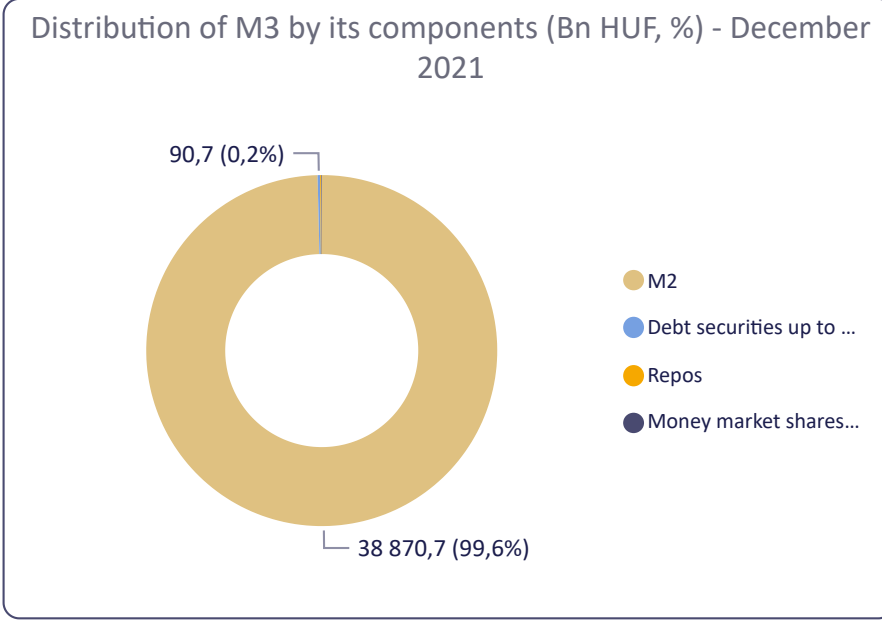
39,018.4 +1,238.6

Changes from previous month (Bn HUF)

Seasonally adjusted value of M3 (Bn HUF) - December 2021

37,987.7 +544.8

Changes from previous month (Bn HUF)





Aggregated balance sheet of credit institutions

Debt securities issued by residents other than MFIs and owned by MFIs

Filter

Selected month

December 2021



General government

Non-financial corporations

Financial corporations

Closing stock - General government (Bn HUF) - December 2021

10,183.8 -253.2

Change from previous month (Bn HUF)

Closing stock - General government - HUF (Bn HUF) - December 2021

9,703.3 -255.7

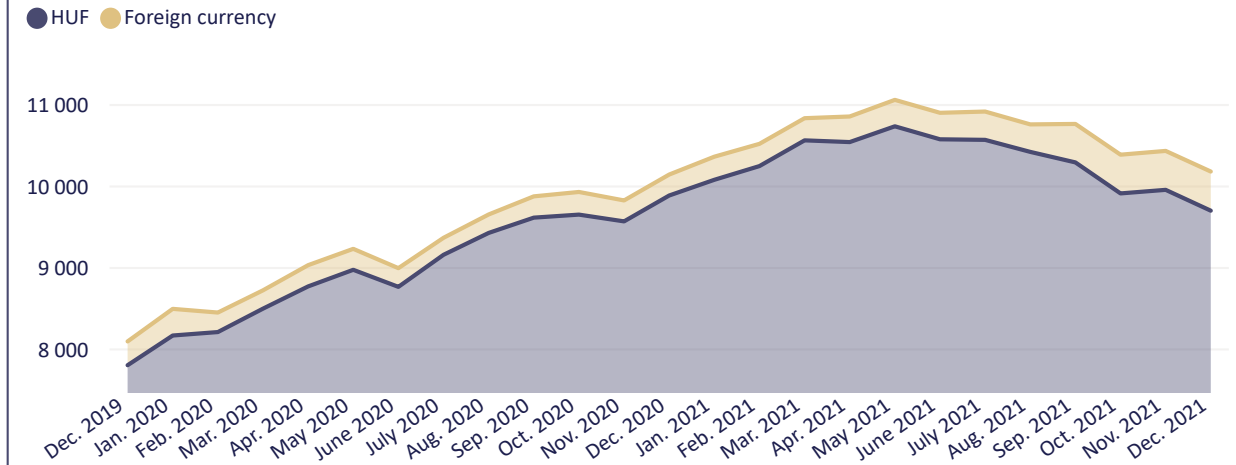
Change from previous month (Bn HUF)

Closing stock - General government - Foreign currency (Bn HUF) - December 2021

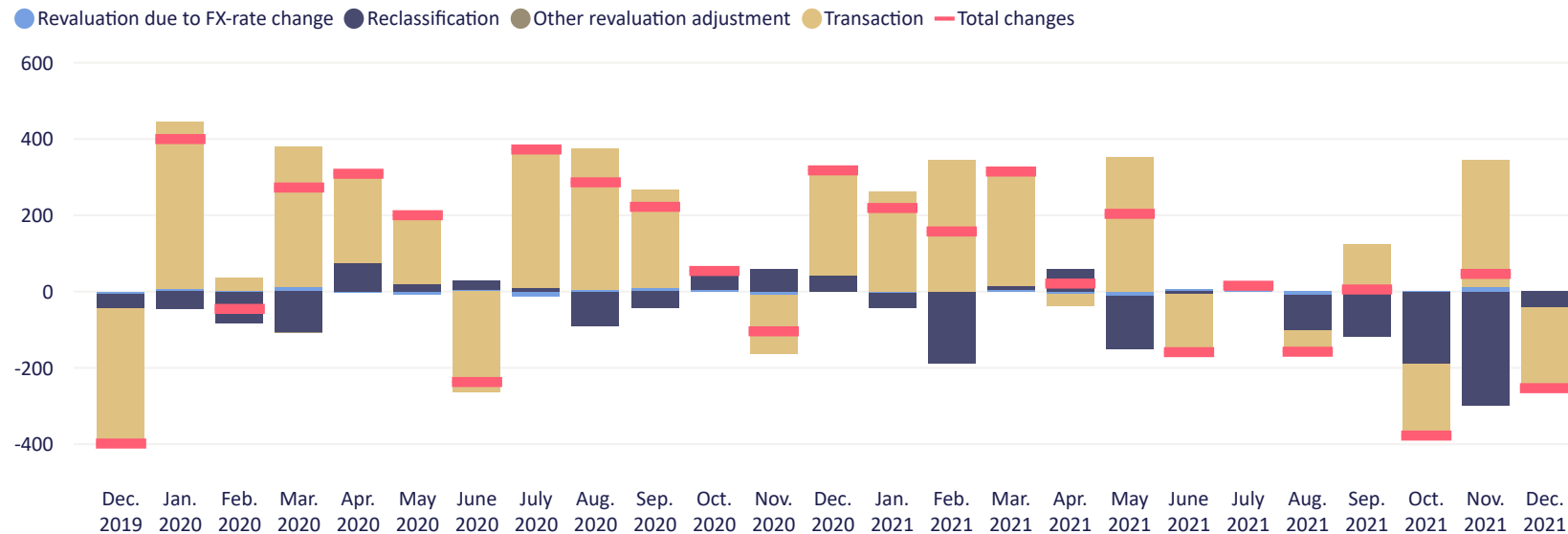
480.5 +2.5

Change from previous month (Bn HUF)

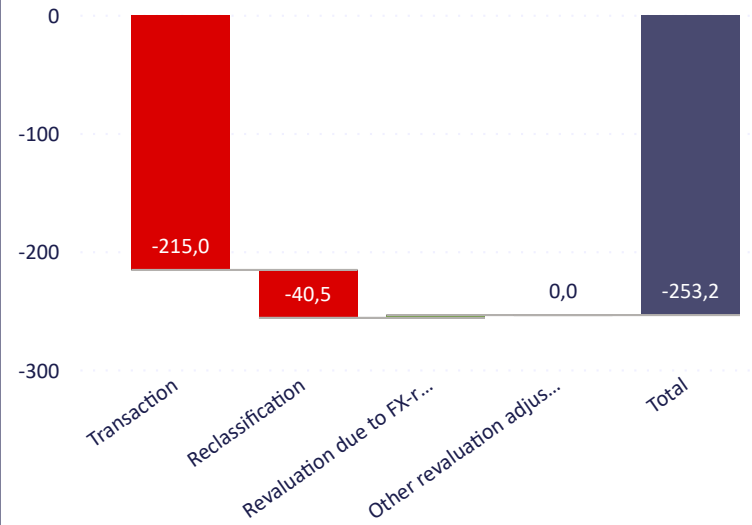
Closing stocks of debt securities issued by the general government (Bn HUF)



Components of the change in stocks of debt securities issued by the general government (Bn HUF)



Components of volume changes - General government - (Bn HUF) - December 2021





Accrued interest on MFI loans and deposits

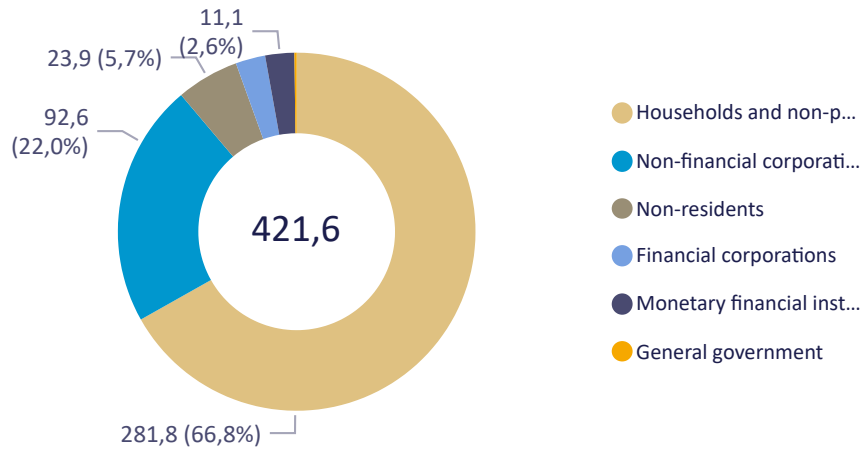
Filter

Selected month

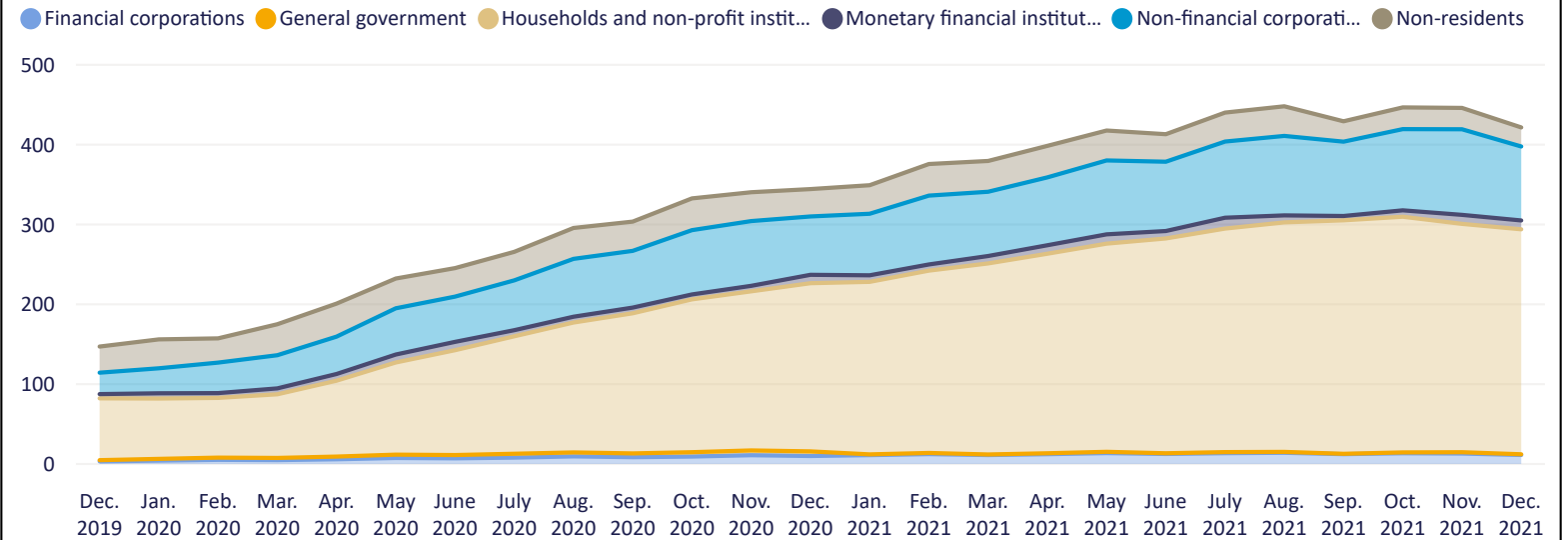
December 2021



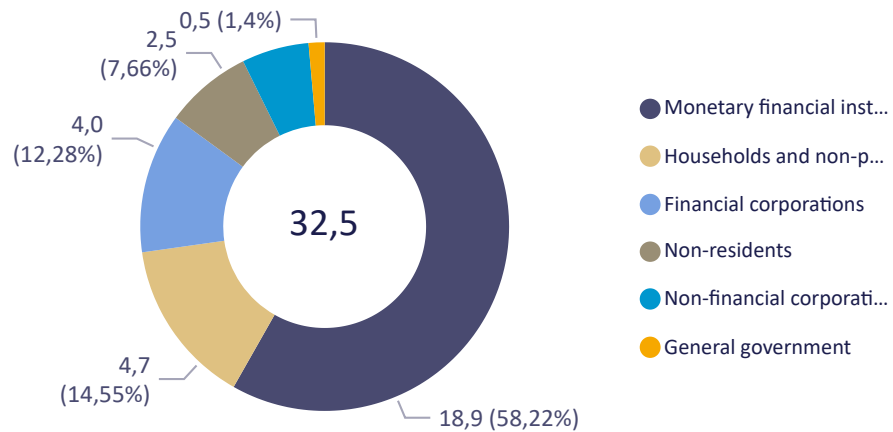
Distribution of accrued interests on loans (Bn HUF) - December 2021



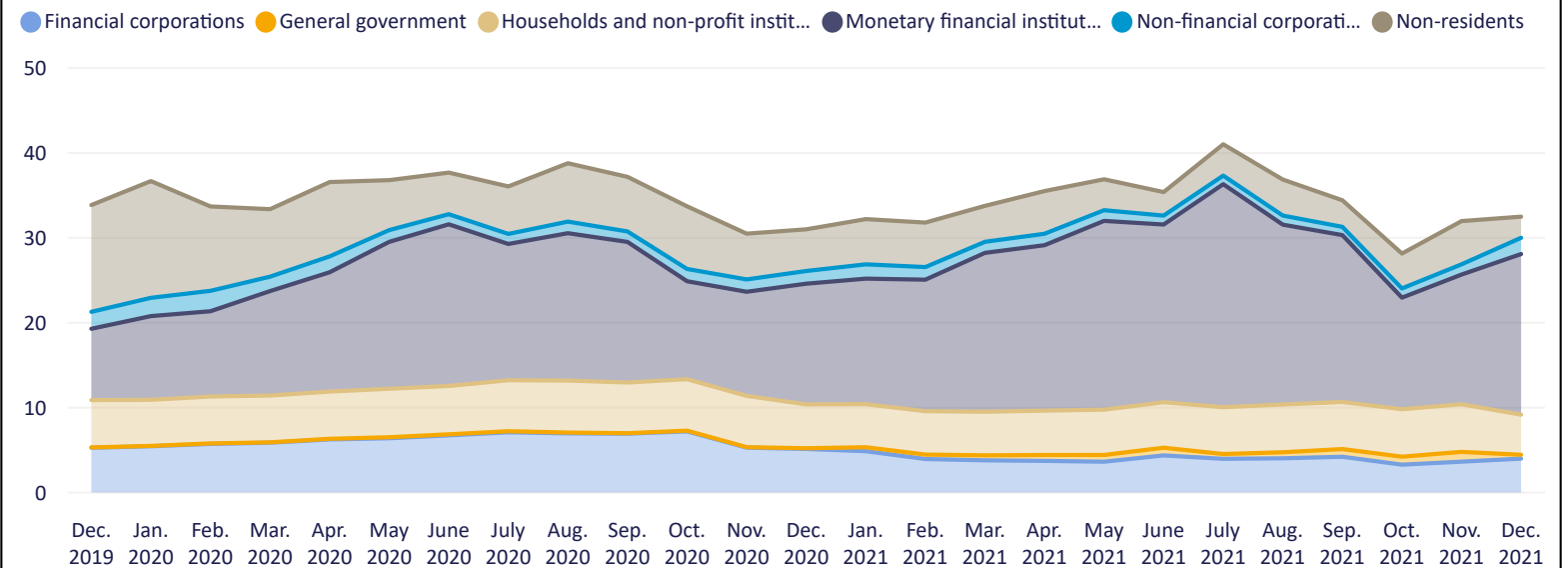
Accrued interests on loans (Bn HUF)



Distribution of accrued interests on deposits (Bn HUF) - December 2021



Accrued interests on deposits (Bn HUF)





Other information

Related time series

Time series >

Access to time series on the MNB's website: www.mnb.hu -> EN -> Statistics -> Statistical Data and Information -> Statistical Time Series -> X. Monetary and other balance sheet statistics -> Monetary Statistics

Notes on methodology

Methodological notes >

Access to methodological notes on the MNB's website: www.mnb.hu -> EN -> Statistics -> Statistical Data and Information -> Methodological notes -> Methodological notes of aggregated balance sheet of credit institutions

Information about the next publication

The next press release will be published on: **03 March, 2022**

Publication calendar >

Access to Publication calendar on the MNB's website: www.mnb.hu -> EN -> Statistics -> Release calendar for Statistics

Contact information

Magyar Nemzeti Bank
Statistics Directorate

 Tel.: +36 1 428 2600

 Email: sajto@mnbb.hu

