



Press release on aggregated balance sheet of credit institutions

January 2022



Summary



Loans to individuals by the purpose of loans



Loans to and deposits of households and non-financial corporations



Foreign assets and liabilities



Loans to non-financial corporations by economic branches



Loans to non-financial corporations by SME



Loans to and deposits of other financial institutions



Monetary aggregates



Debt securities by sectors



Accrued interests



Other information

Monthly transaction of loans to households (Bn HUF)

33.0



Monthly transaction of households' deposits (Bn HUF)

-166.1



Monthly transaction of loans to non-financial corporations (Bn HUF)

4.6



Monthly transaction of non-financial corporations' deposits (Bn HUF)

-624.0



Balance sheet total (Bn HUF)

65,371.5 +2,879.1

Change from previous month (Bn HUF)



Aggregated balance sheet of credit institutions - January 2022

According to seasonally adjusted data, households and non-financial corporations were net borrowers due to transactions in January 2022. Both sectors decreased their deposit holdings in the month under review.

In January 2022, the stock of **household** loans rose by HUF 75.8 billion in seasonally adjusted terms and by HUF 33.0 billion in seasonally unadjusted terms, due to transactions. According to seasonally unadjusted data, the stocks of forint loans and foreign currency loans increased by HUF 32.0 billion and by HUF 1.0 billion, respectively.

Due to transactions, total deposits of the household sector fell by HUF 84.8 billion in seasonally adjusted terms and by HUF 166.1 billion in seasonally unadjusted terms. According to seasonally unadjusted data, there were net withdrawals of HUF 288.9 billion from forint deposits and net inflows of HUF 122.8 billion into foreign currency deposits during the period under review.

Due to transactions, outstanding debt of the **non-financial corporate sector** rose by HUF 30.8 billion in seasonally adjusted terms and by HUF 4.6 billion in seasonally unadjusted terms. According to seasonally unadjusted data, the stock of forint loans fell by HUF 41.0 billion and that of foreign currency loans increased by HUF 45.6 billion, due to transactions. Credit institutions' holdings of bonds issued by non-financial corporations rose by HUF 66.4 billion.

Excluding revaluations and other volume changes, the stock of non-financial corporations' deposits fell by HUF 338.5 billion in seasonally adjusted terms and by HUF 624.0 billion in seasonally unadjusted terms. According to seasonally unadjusted data, there were net withdrawals of HUF 827.9 billion from forint deposits and net inflows of HUF 203.8 billion into foreign currency deposits during the period under review.

In January 2022, **foreign liabilities** of credit institutions accounted for 14% of the sector's balance sheet total.

Components of monthly stock changes	Opening stocks	Trans- actions	Revaluation due to FX- rate change	Re- classification	Other revaluation adjustment	Total changes	Closing stocks
<input type="checkbox"/> Total assets	62 492,5	3 080,7	-361,4	159,8	0,0	2 879,1	65 371,5
<input type="checkbox"/> 1. Non-financial corporations	11 455,3	71,1	-115,6	-13,1	-78,0	-135,6	11 319,7
1.1 HUF loans	6 535,2	-41,0	0,0	-0,4	-42,1	-83,5	6 451,7
1.2 FX loans	3 839,6	45,6	-112,0	-0,1	-35,9	-102,4	3 737,2
1.3 Securities other than shares	1 080,5	66,4	-3,6	-12,5	0,0	50,3	1 130,8
<input type="checkbox"/> 2. Other financial corporations	1 784,2	44,7	-14,4	-9,1	77,8	99,0	1 883,2
<input type="checkbox"/> 3. Central government	10 550,3	752,7	-17,9	-92,3	0,0	642,5	11 192,8
<input type="checkbox"/> 4. Local governments	158,7	1,9	0,0	0,0	0,0	1,9	160,5
<input type="checkbox"/> 5. Households	9 321,7	33,0	-0,8	-1,1	0,3	31,4	9 353,1
5.1 HUF loans	9 295,0	32,0	0,0	-1,1	0,3	31,2	9 326,2
5.2 FX loans	26,6	1,0	-0,8	0,0	0,0	0,2	26,8
<input type="checkbox"/> 6. Non-residents	8 540,9	339,9	-176,2	-12,1	-0,1	151,5	8 692,4
<input type="checkbox"/> 7. Remaining assets	20 681,5	1 837,5	-36,5	287,4	0,0	2 088,5	22 769,9
<input type="checkbox"/> Total liabilities	62 492,5	3 080,7	-361,4	159,8	0,0	2 879,1	65 371,5
<input type="checkbox"/> 8. Non-financial corporations	14 515,0	-624,0	-125,2	0,0	-50,9	-800,2	13 714,9
8.1 HUF deposits	10 013,6	-827,9	0,0	0,0	-41,5	-869,4	9 144,2
8.2 FX deposits	4 501,5	203,8	-125,2	0,0	-9,4	69,2	4 570,7
<input type="checkbox"/> 9. Other financial corporations	3 535,6	212,8	-29,6	0,0	19,1	202,4	3 737,9
<input type="checkbox"/> 10. Central government	919,0	331,1	-1,1	0,0	32,7	362,7	1 281,7
<input type="checkbox"/> 11. Local governments	1 061,2	-28,5	-0,2	0,0	10,2	-18,6	1 042,7
<input type="checkbox"/> 12. Households	12 899,1	-166,1	-50,0	0,0	-0,1	-216,1	12 683,0
12.1 HUF deposits	11 061,4	-288,9	0,0	0,0	-0,1	-289,0	10 772,4
12.2 FX deposits	1 837,7	122,8	-50,0	0,0	0,0	72,9	1 910,6
<input type="checkbox"/> 13. Debt securities issued (held by residents)	2 731,2	50,9	-9,6	-21,3	0,0	20,0	2 751,2
<input type="checkbox"/> 14. Non-residents	5 726,7	3 529,1	-118,1	-5,2	0,0	3 405,7	9 132,4
<input type="checkbox"/> 15. Remaining liabilities	21 104,6	-224,6	-27,6	186,3	-11,0	-76,9	21 027,7



Filter

Selected month

January 2022

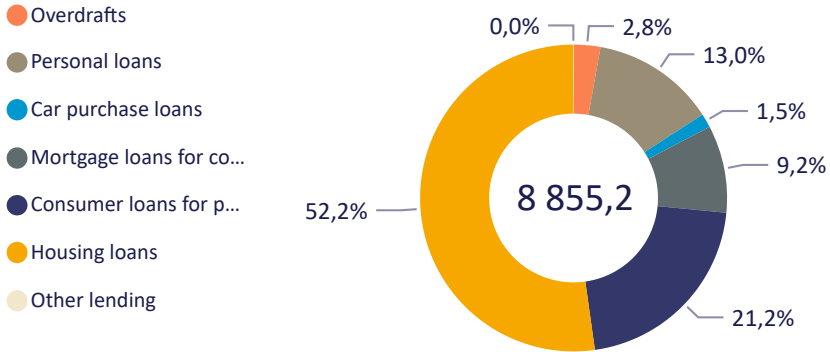


Loans to individuals by the purpose of loan

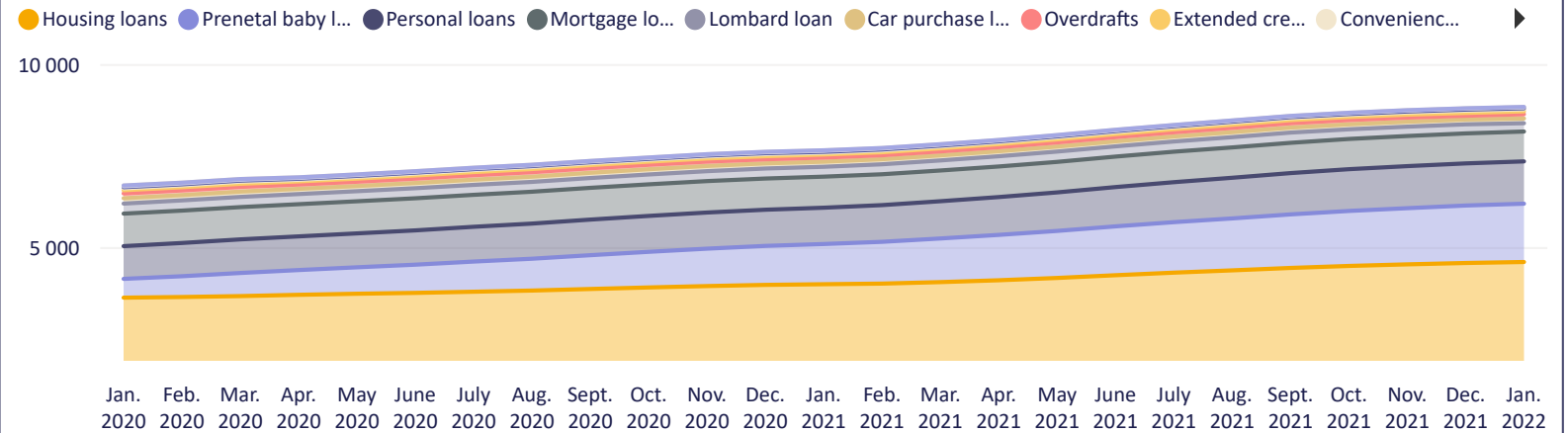
Monthly stocks by the purpose of loan

Overdrafts	Personal loans	Car purchase loans	Mortgage loans for consumption purpose	Consumer loans for purchase of goods	Housing loans	Other lending
249,2	1 155,2	129,7	815,7	1 881,2	4 620,3	253,1

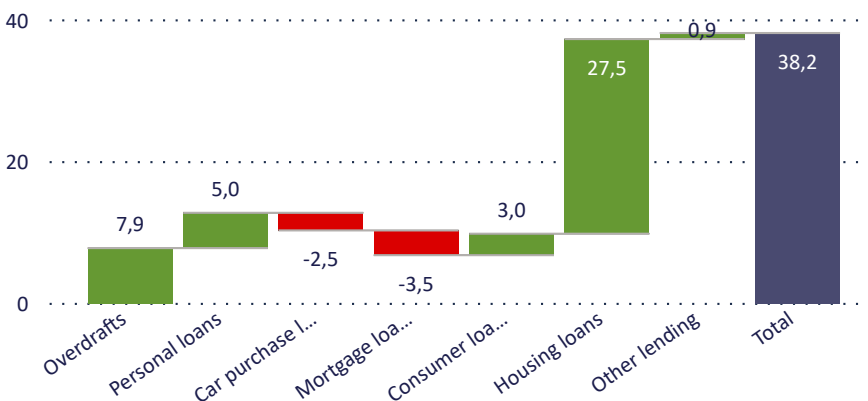
Distribution of stock at the end of the month by the purpose of loan (Bn HUF, %) - January 2022



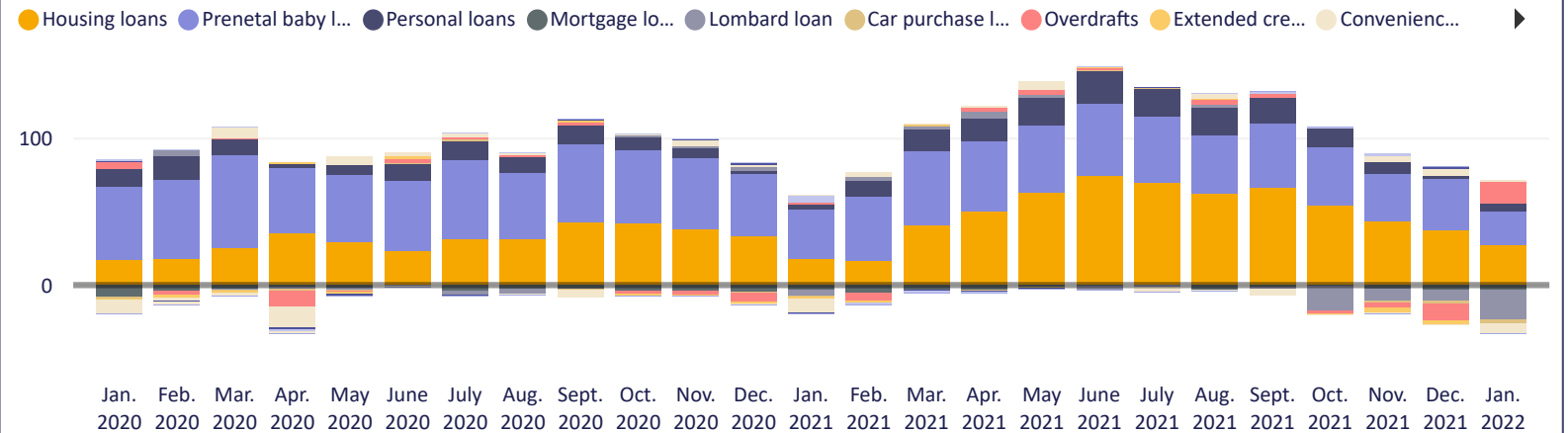
Loans to individuals - Stock at the end of the month (Bn HUF)



Monthly transactions by the purpose of loan (Bn HUF) - January 2022



Loans to individuals - Monthly transactions (Bn HUF)





Aggregated balance sheet of credit institutions

Loans to and deposits of households and non-financial corporations

Stocks, transactions | Annualized growth rate

Filter January 2020 - January 2022

Households | Non-financial corporations

Total | HUF | Foreign currency

Households - Ratio of loans and deposits (%) - January 2022

73.7 +1.5

Change from previous month (percentage point)

Households - Original value of the monthly transaction of loans (Bn HUF) - January 2022

33.0

Households - Seasonally adjusted value of the monthly transaction of loans (Bn HUF) - January 2022

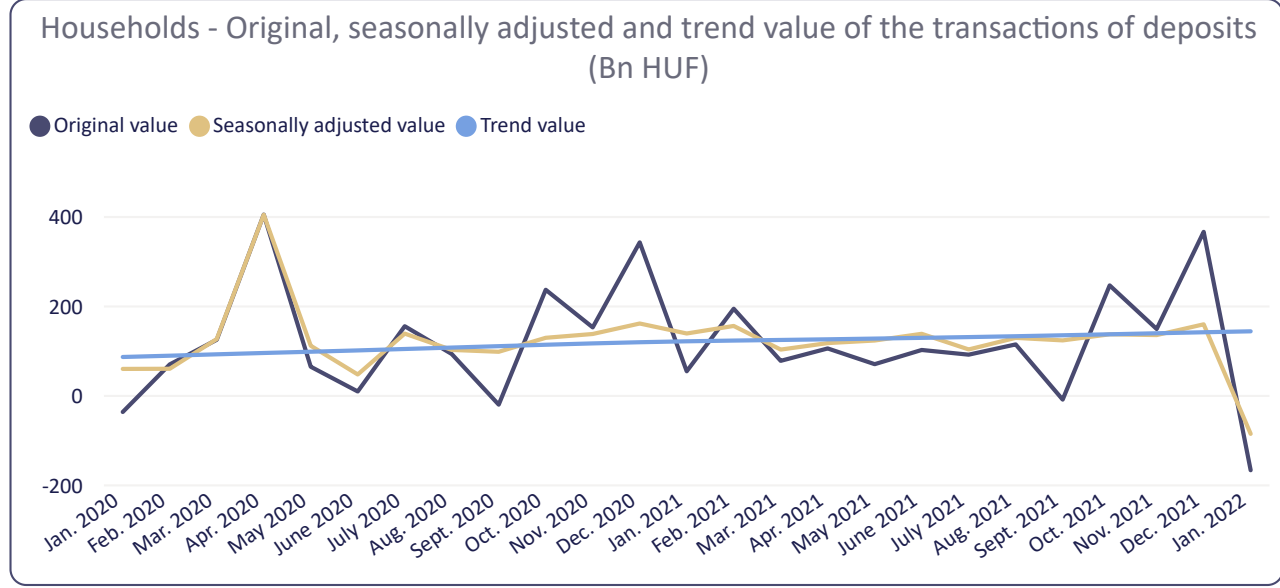
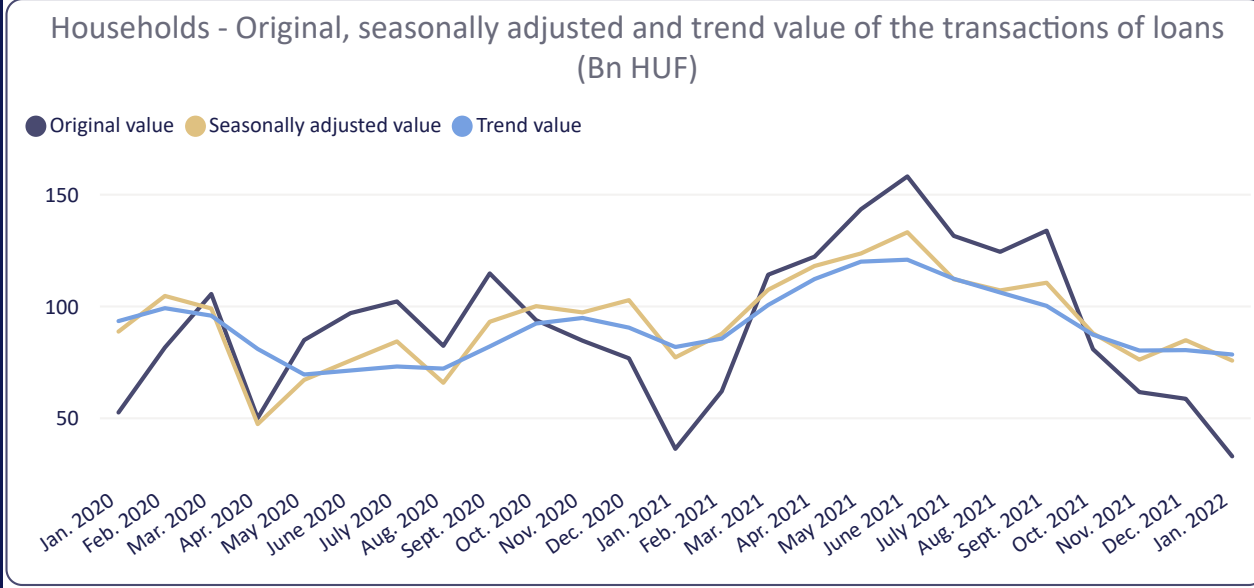
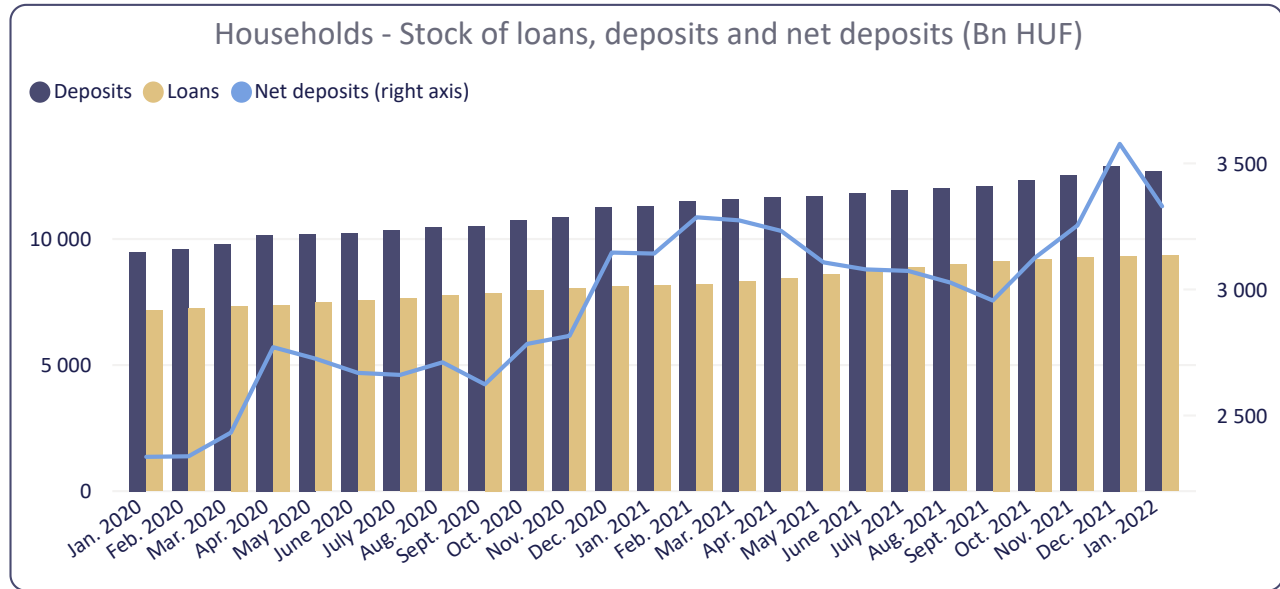
75.8

Households - Original value of the monthly transaction of deposits (Bn HUF) - January 2022

-166.1

Households - Seasonally adjusted value of the monthly transaction of deposits (Bn HUF) - January 2022

-84.8





Aggregated balance sheet of credit institutions

Loans to and deposits of households and non-financial corporations

Stocks, transactions | Annualized growth rate

Filter: January 2020 - January 2022

Households | **Non-financial corporations**

Total | HUF | Foreign currency

Non-financial corporations - Ratio of loans and deposits (%) - January 2022

74.3 +2.8

Change from previous month (percentage point)

Non-financial corporations - Original value of the monthly transaction of loans (Bn HUF) - January 2022

4.6

Non-financial corporations - Seasonally adjusted value of the monthly transaction of loans (Bn HUF) - January 2022

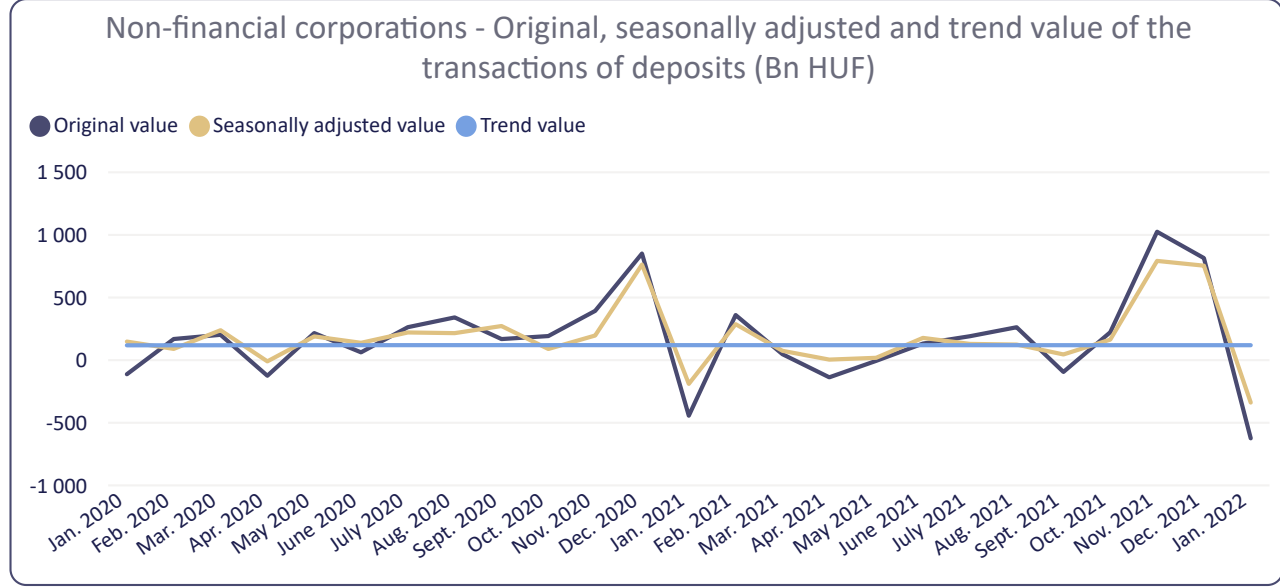
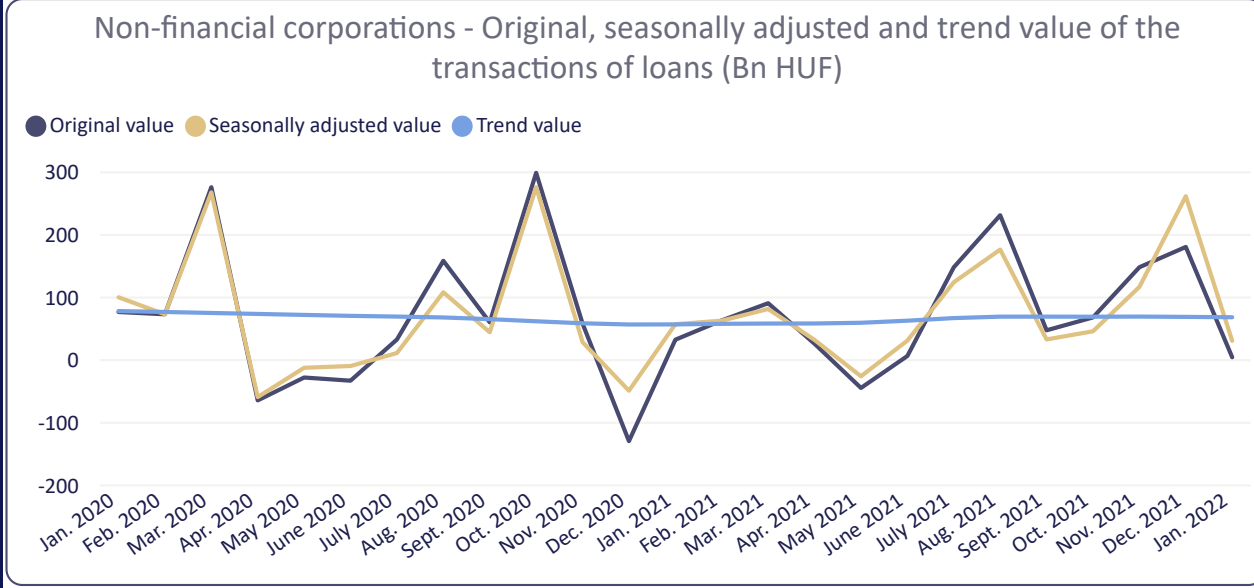
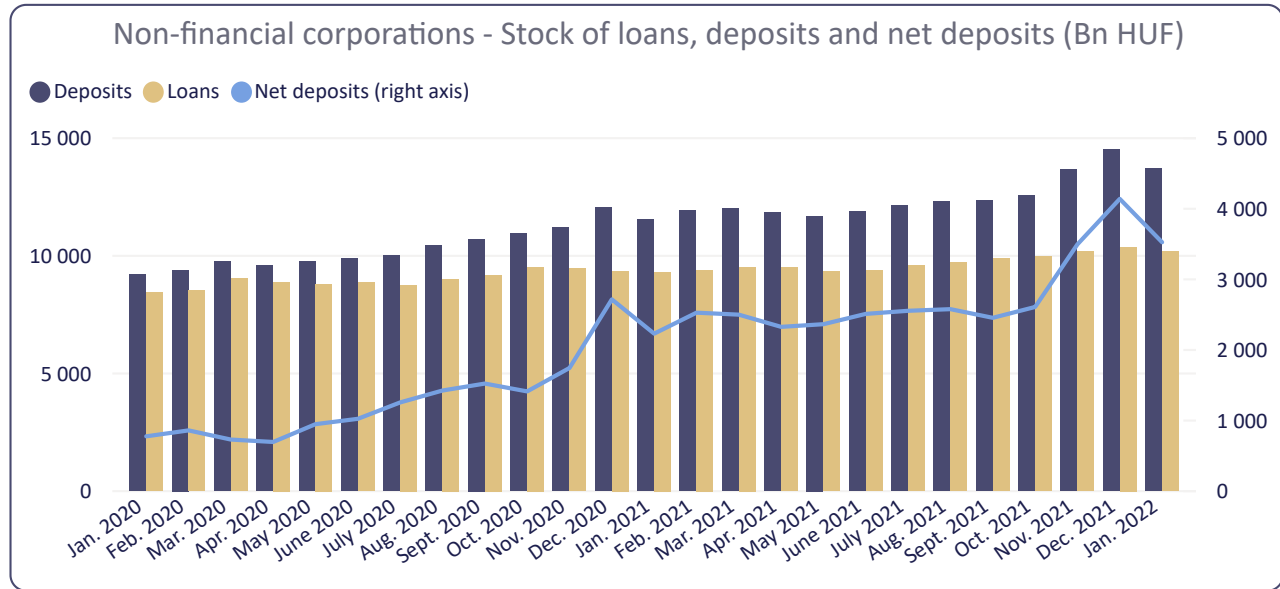
30.8

Non-financial corporations - Original value of the monthly transaction of deposits (Bn HUF) - January 2022

-624.0

Non-financial corporations - Seasonally adjusted value of the monthly transaction of deposits (Bn HUF) - January 2022

-338.5

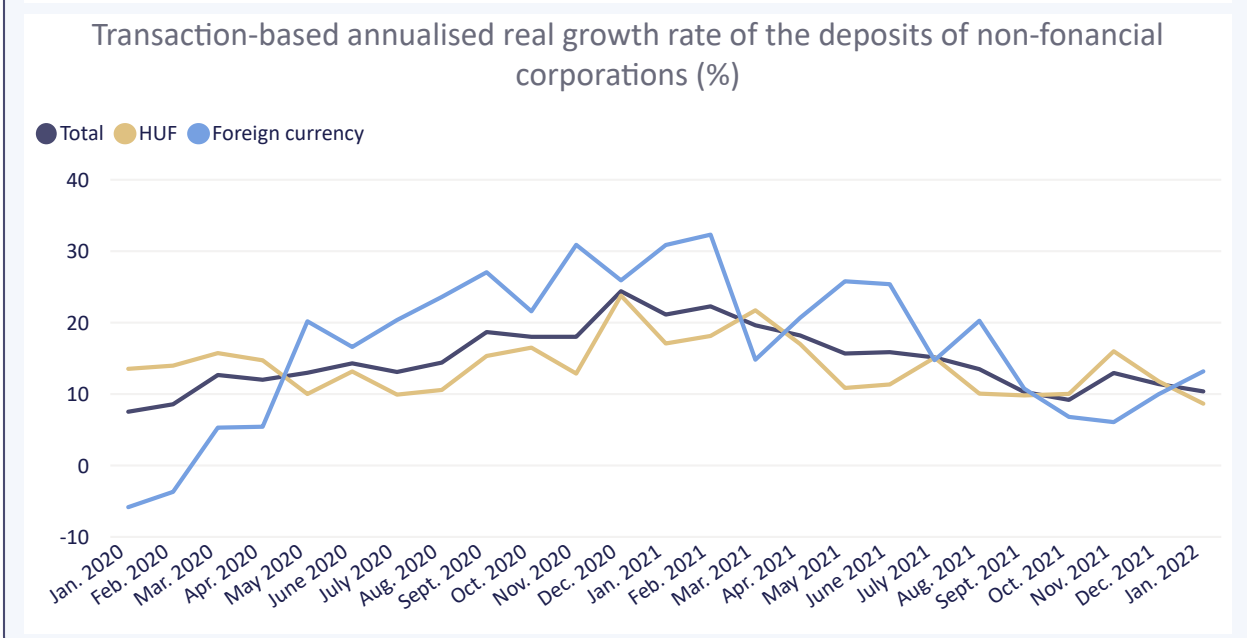
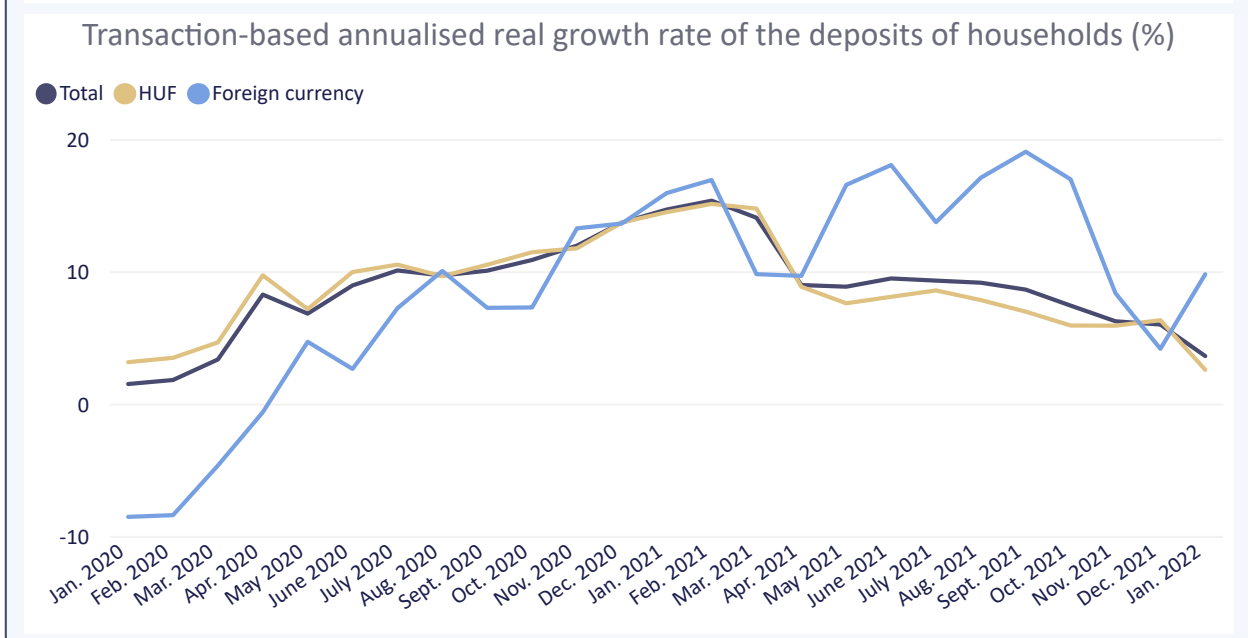
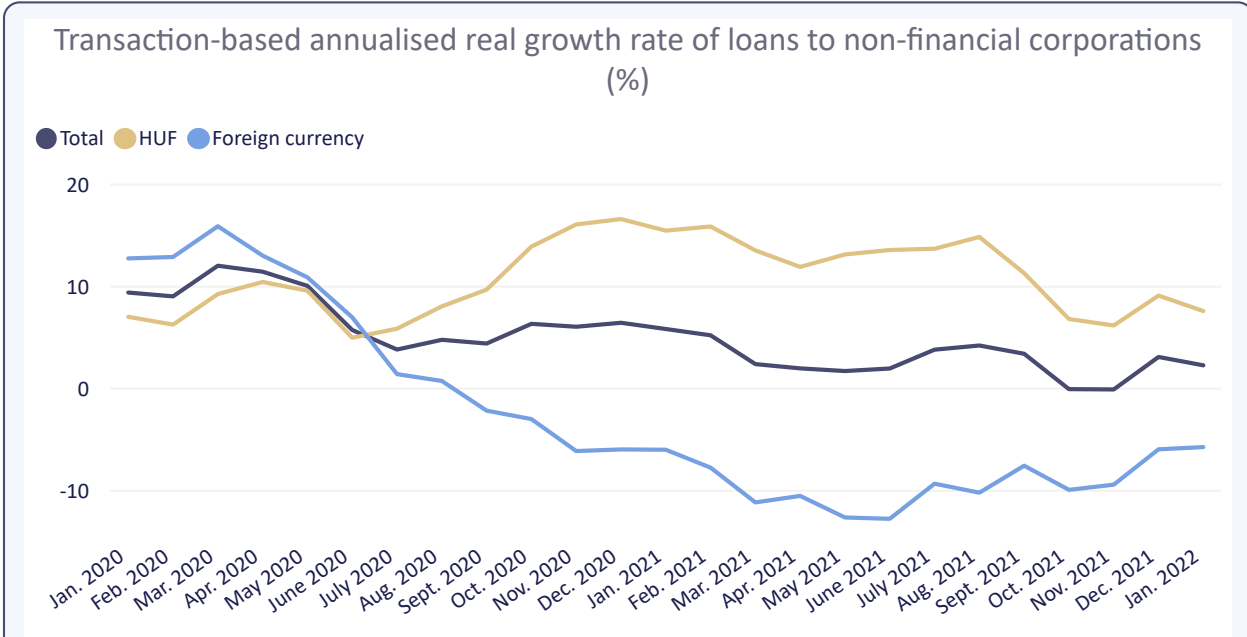
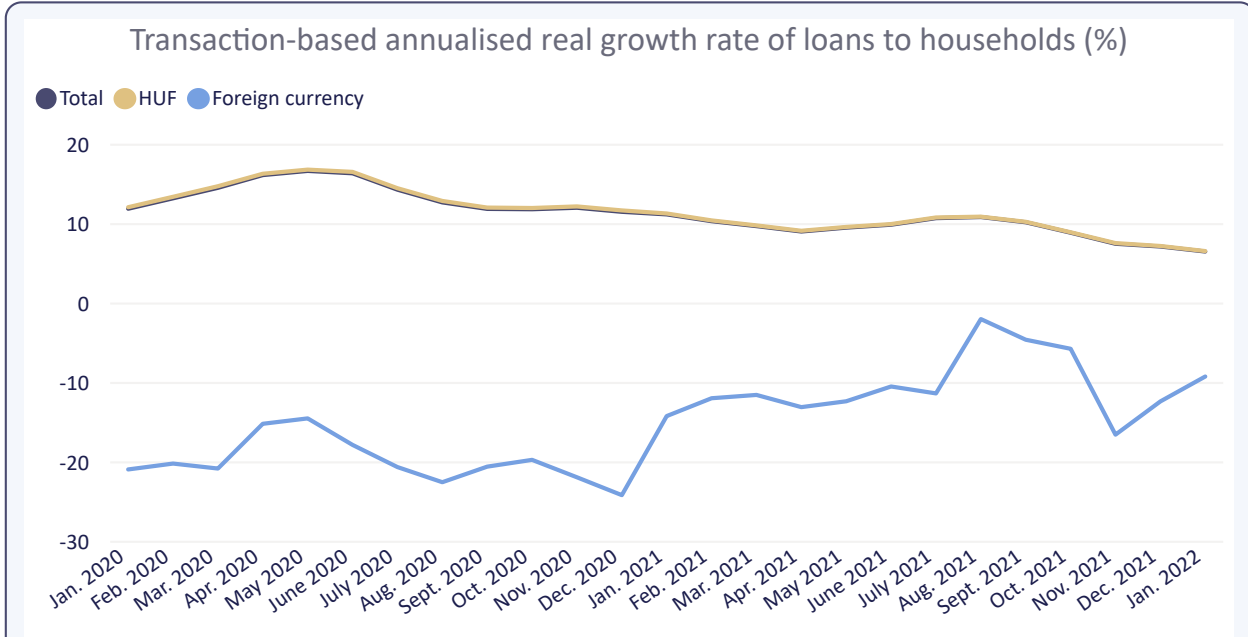




Aggregated balance sheet of credit institutions

Transaction-based annualised real growth rate of households' and non-financial corporations' loans and deposits

Stocks, transactions | Annualised growth rate | Filter | January 2020 - January 2022

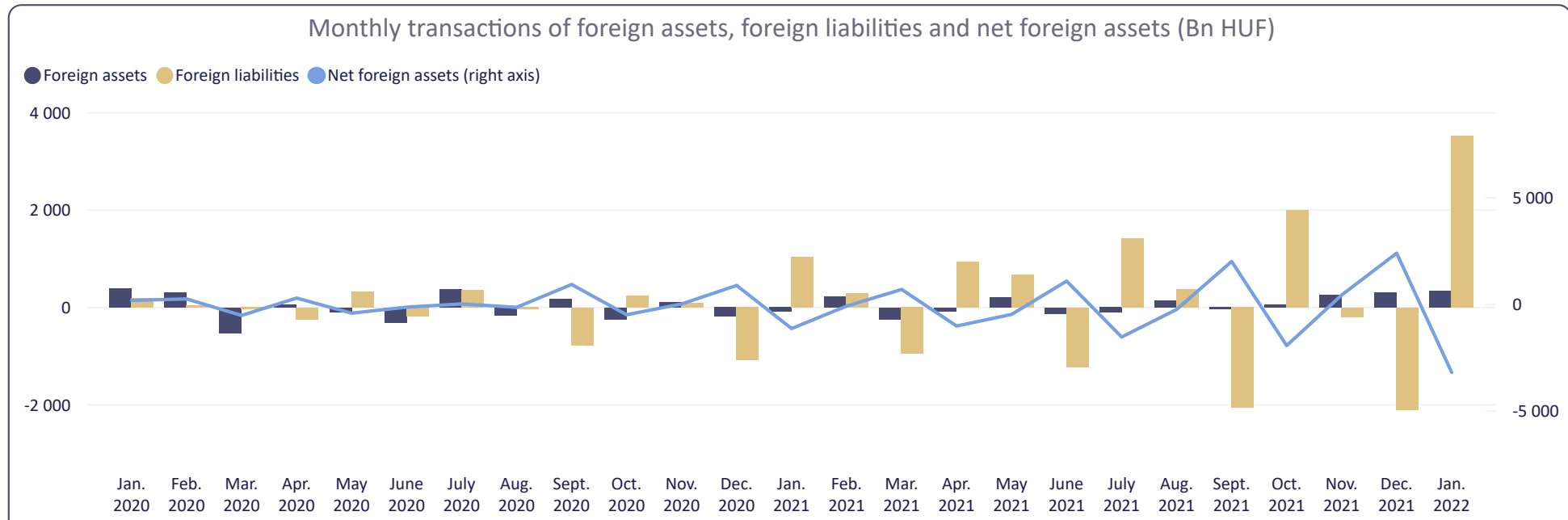
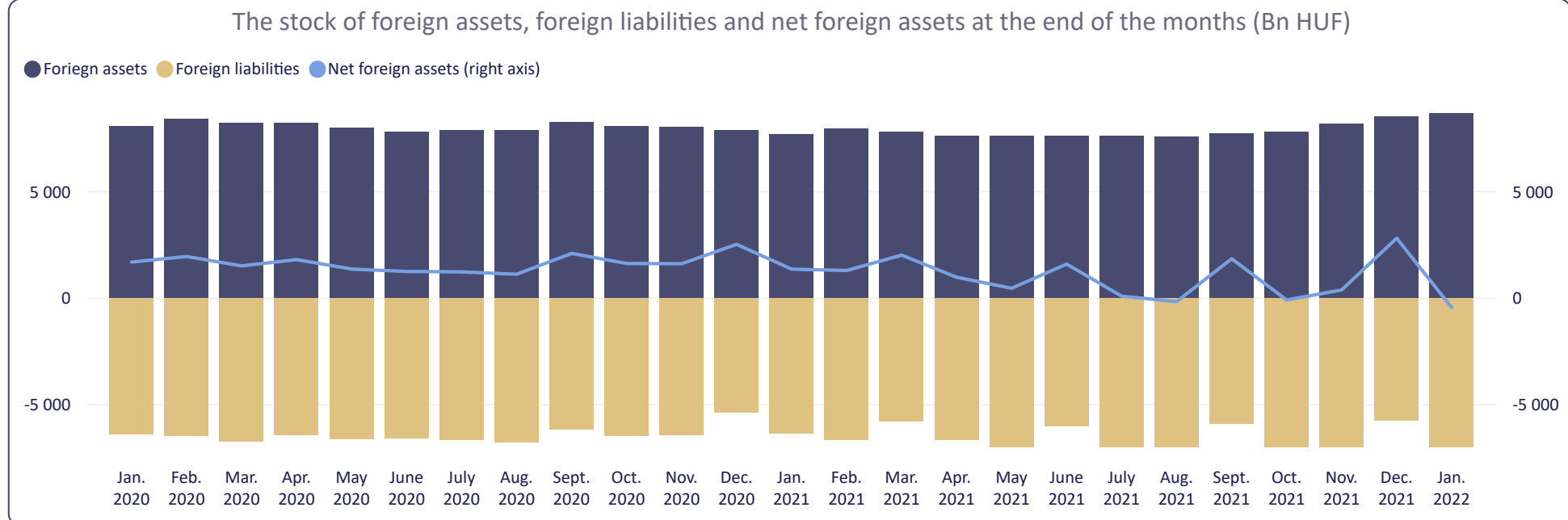
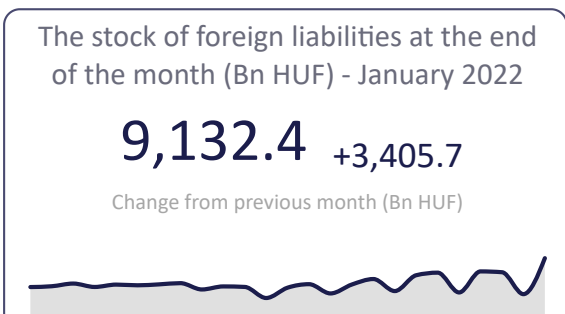
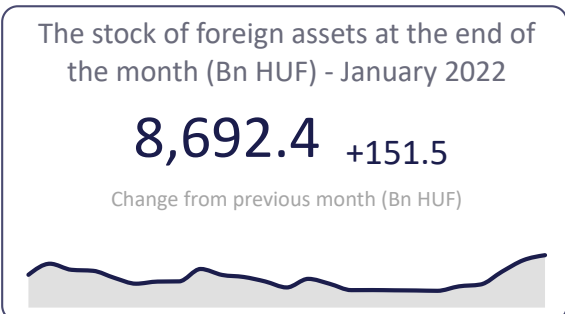
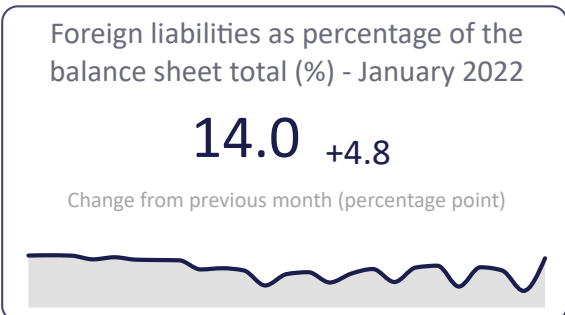
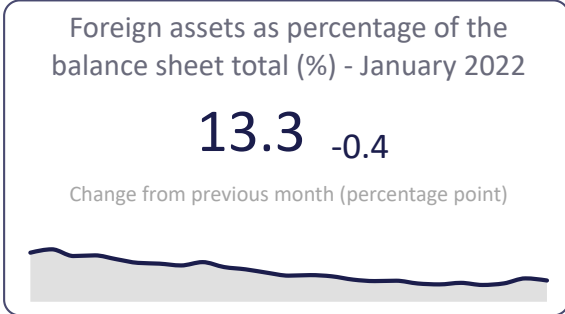




Filter January 2020 - January 2022



Foreign assets and liabilities





Filter

End of quarter ▼

December 2021 ▼

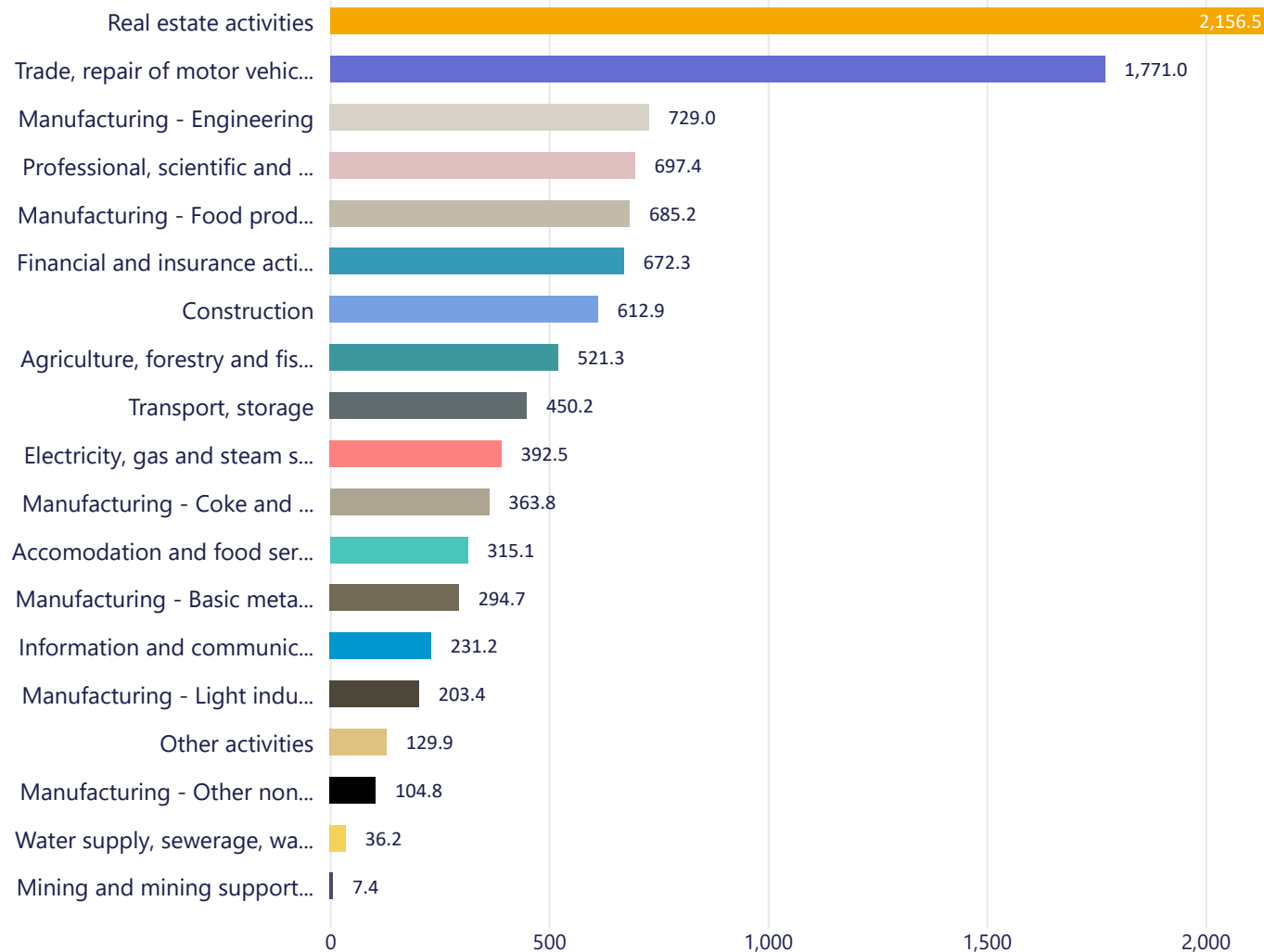


Loans to non-financial corporations by economic branches

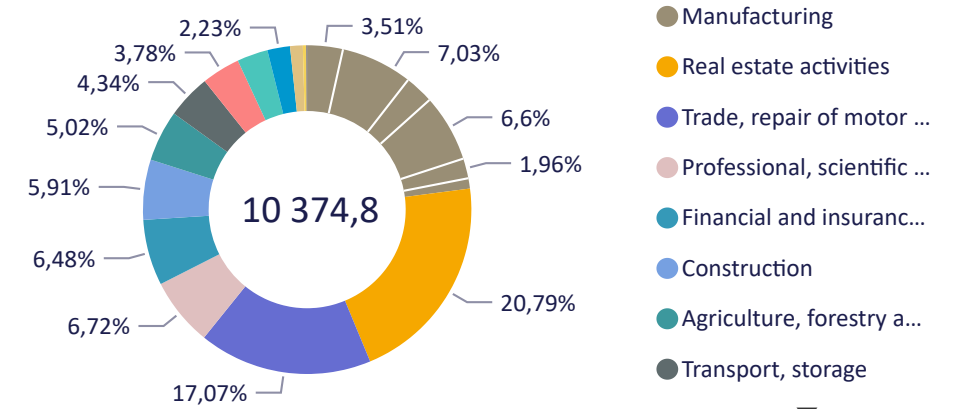
HUF Foreign currency

Overdrafts Up to 1 year Over 1 year

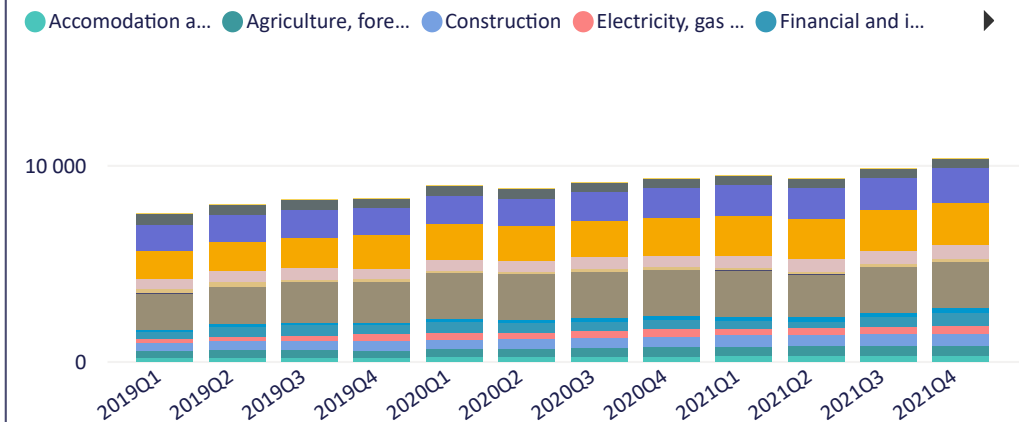
Stock of loans to non financial corporations at end of the quarter (Bn HUF) - December 2021



Distribution of loans to non financial corporations (Bn HUF, %) - December 2021



Stock of loans to non financial corporations (Bn HUF) - December 2021



* Stocks for the end of the current quarter are published with data for the first month after the end of the quarter.





Filter End of quarter December 2021



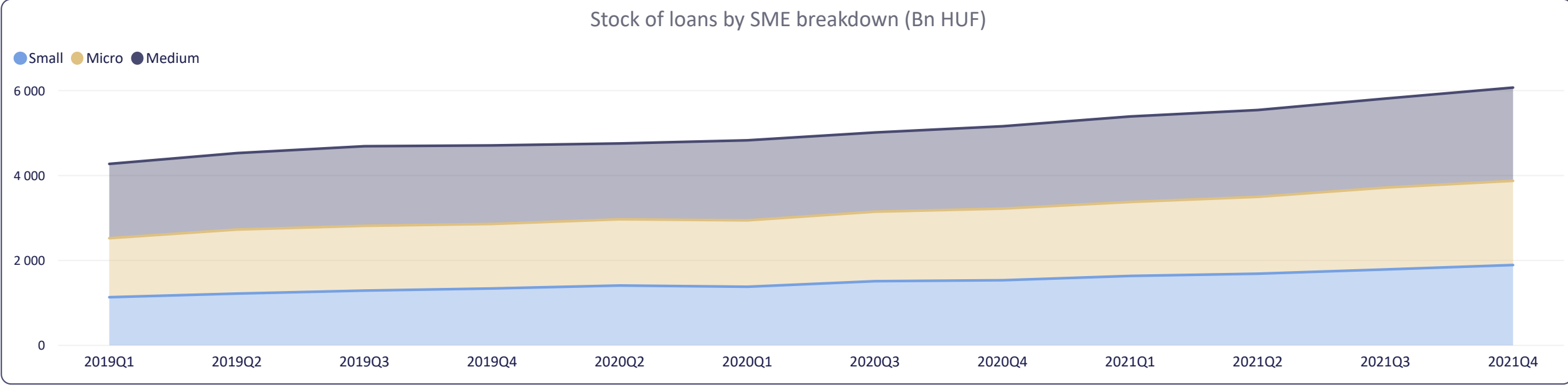
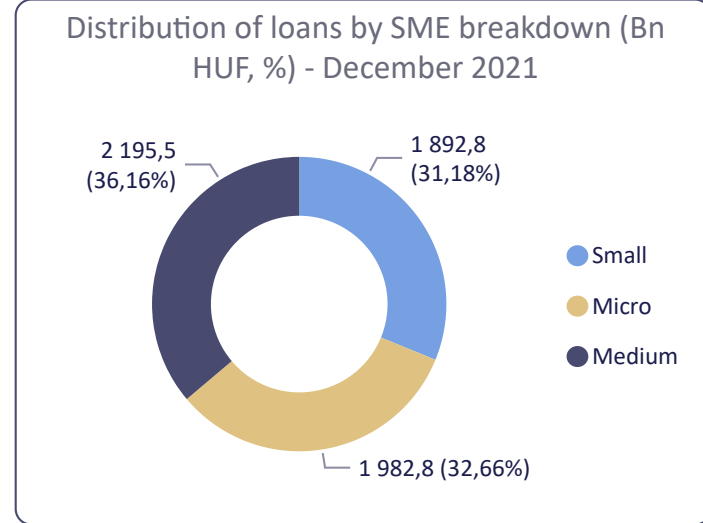
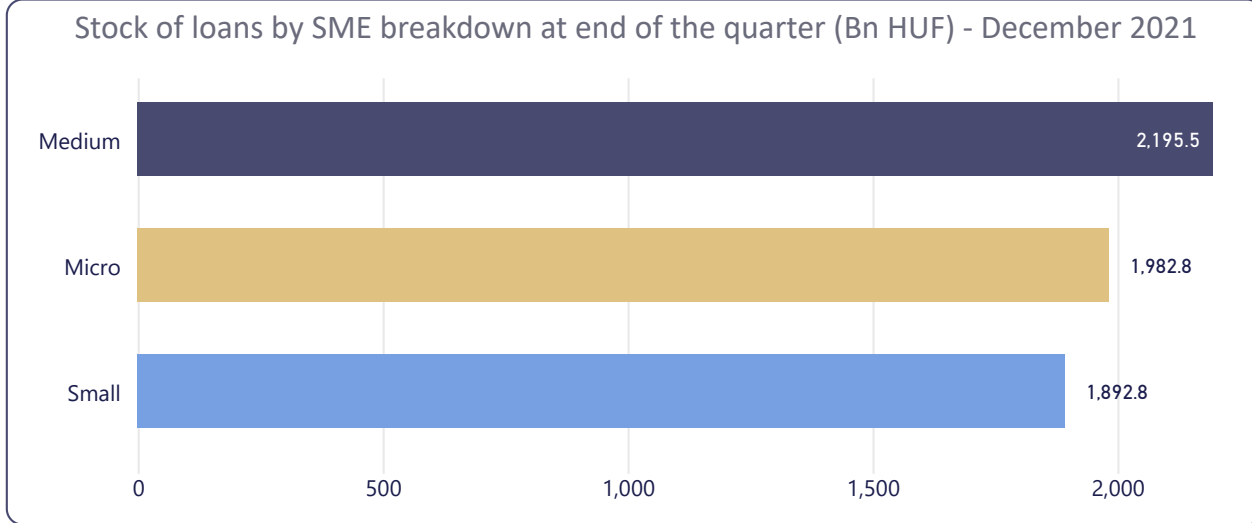
Loans to non-financial corporations by SME breakdown

HUF Foreign currency
Overdrafts Up to 1 year Over 1 year

Stock of loans by SME breakdown at end of the quarter (Bn HUF) - December 2021

6,071.1 +258.9

Change form previous month (Bn HUF)



* Stocks for the end of the current quarter are published with data for the first month after the end of the quarter.

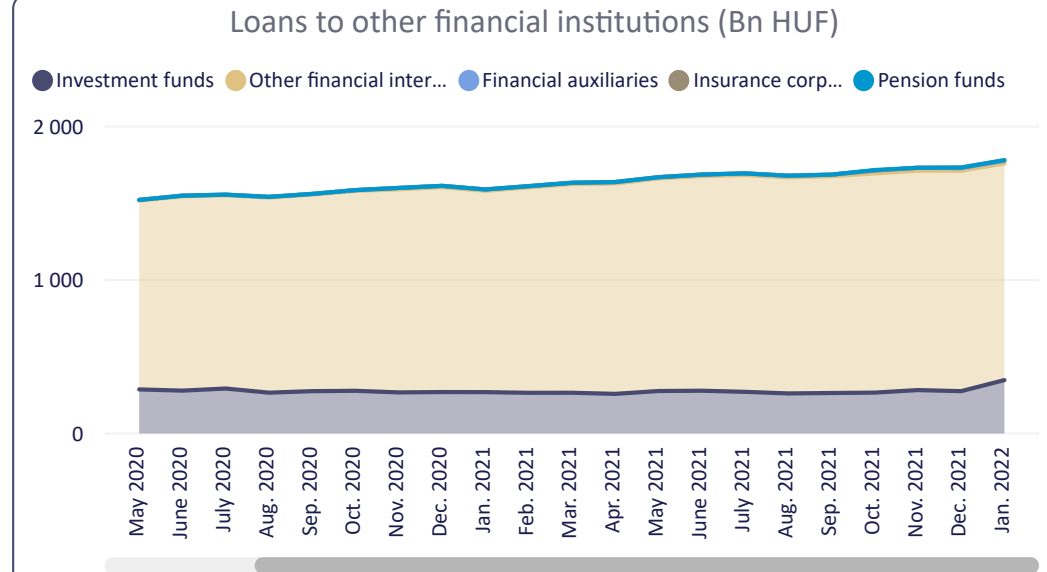
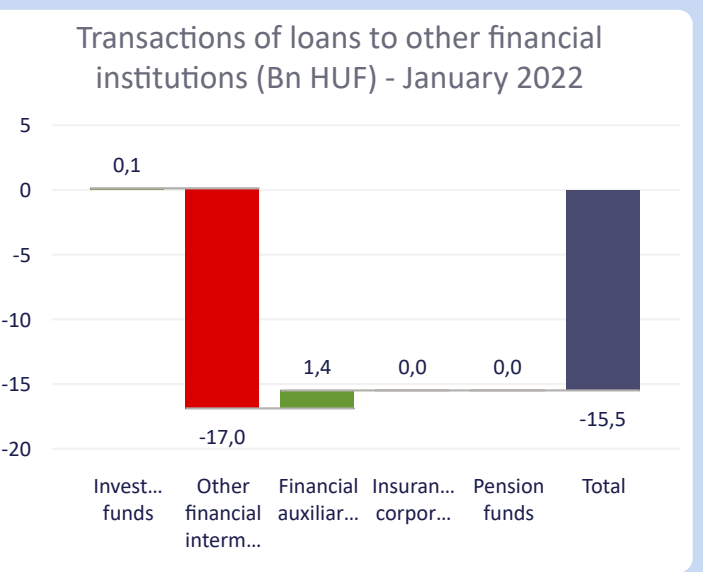
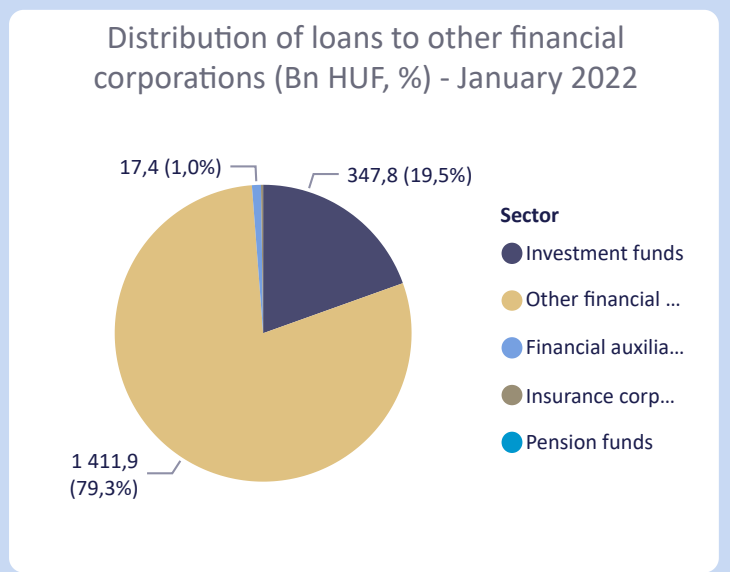
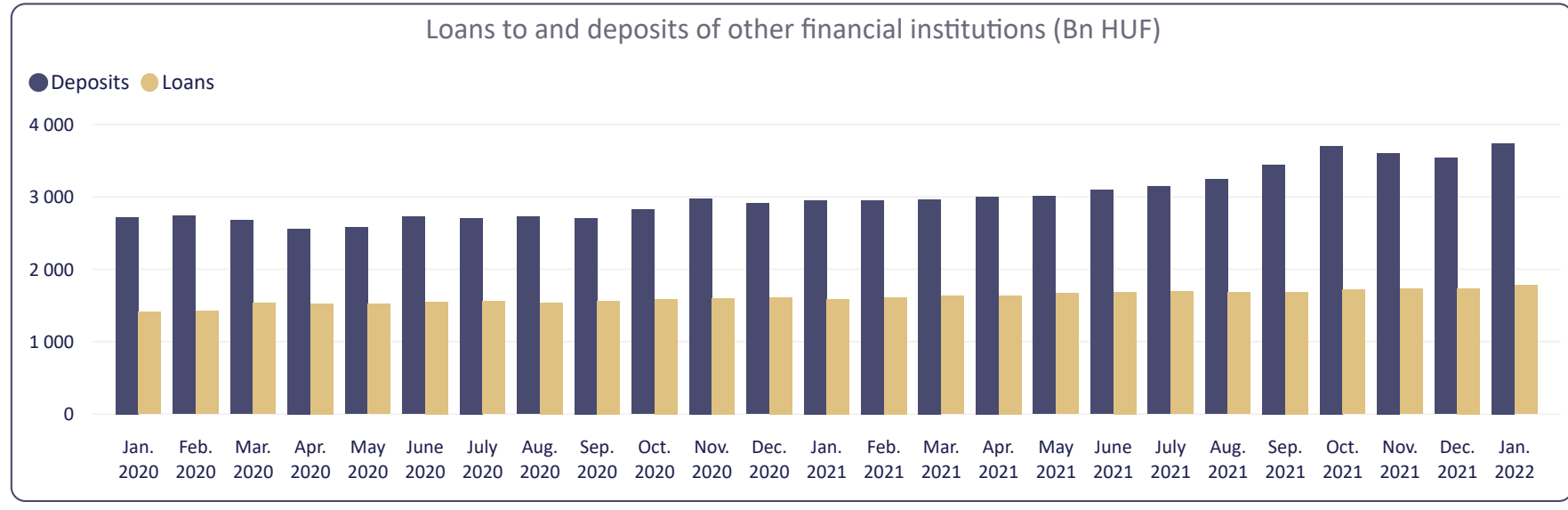
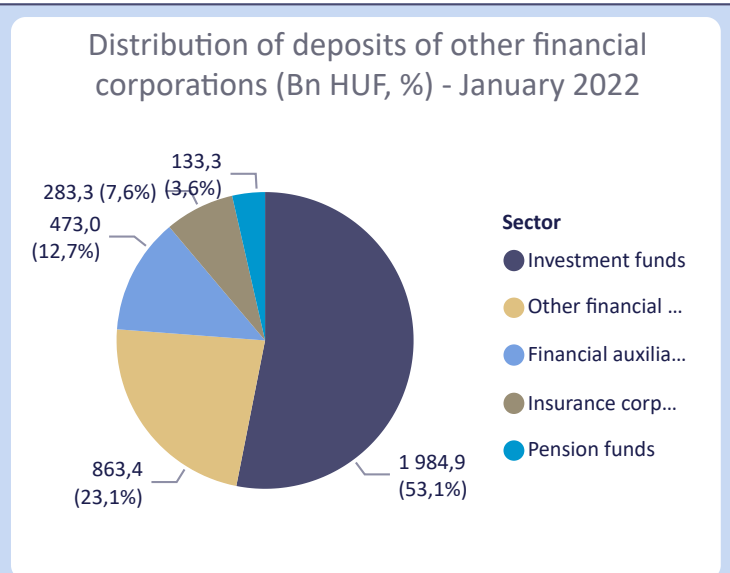




Filter Selected month ▼
 January 2022 ▼

Other financial institutions' loans and deposits

Investment funds Other financial intermediaries Financial auxiliaries Insurance corporations Pension funds HUF Foreign currency





Monetary aggregates - M1

M1 M2 M3

Filter Selected month
January 2022



Original value of M1 (Bn HUF) - January 2022

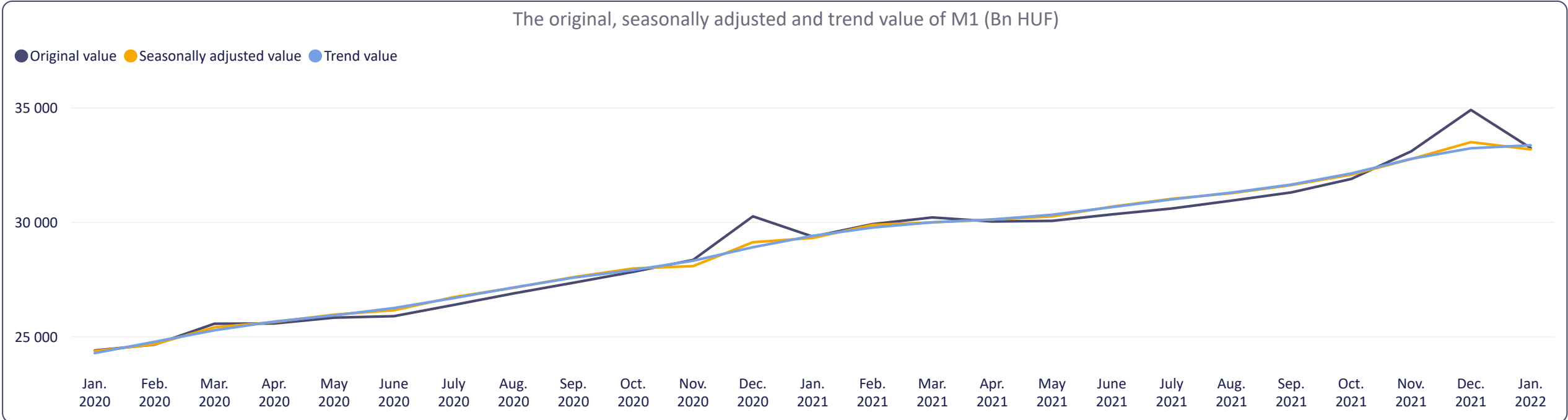
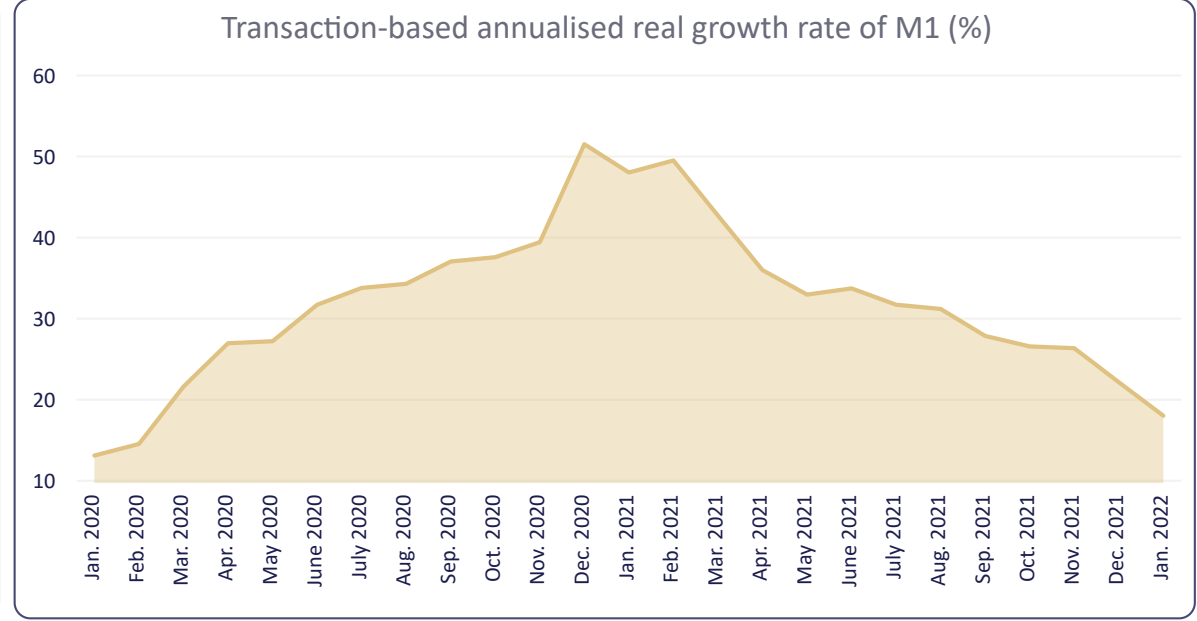
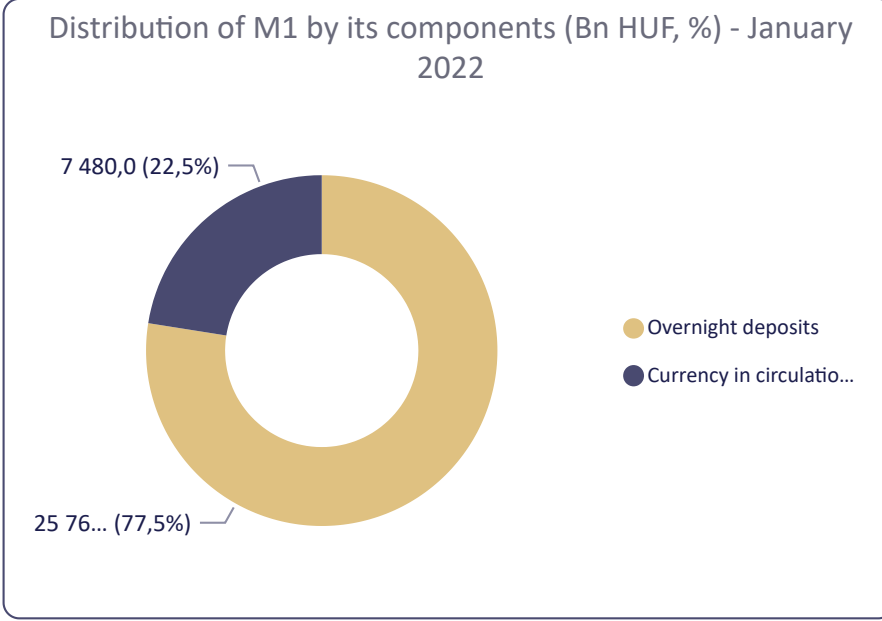
33,248.7 -1,666.8

Changes from previous month (Bn HUF)

Seasonally adjusted value of M1 (Bn HUF) - January 2022

33,191.2 -316.4

Changes from previous month (Bn HUF)





Monetary aggregates - M2

M1 M2 M3

Filter Selected month
January 2022



Original value of M2 (Bn HUF) - January 2022

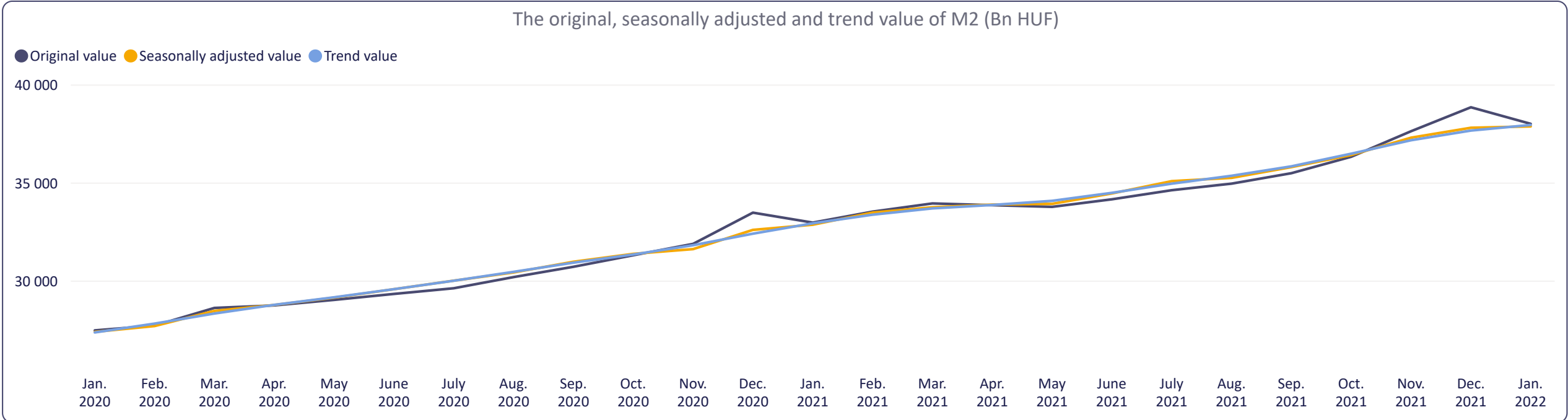
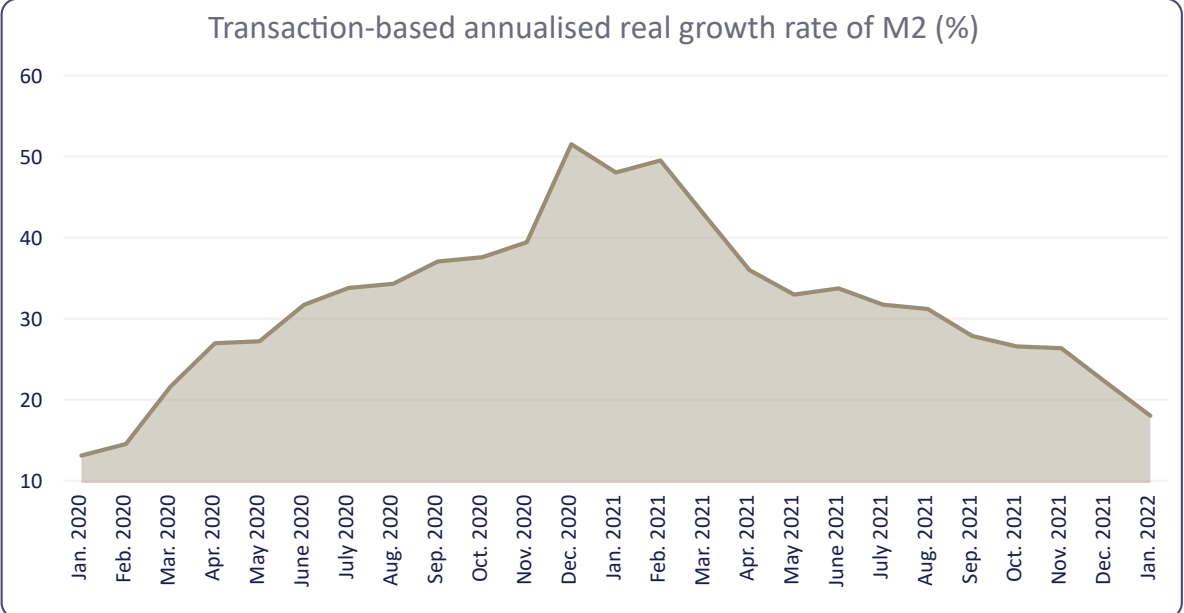
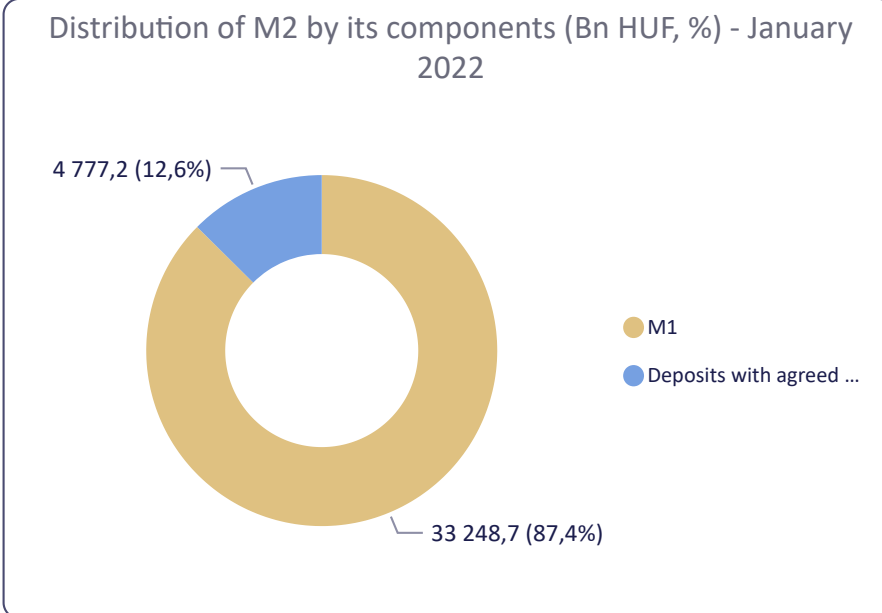
38,025.9 -844.8

Changes from previous month (Bn HUF)

Seasonally adjusted value of M2 (Bn HUF) - January 2022

37,893.9 +68.2

Changes from previous month (Bn HUF)





Monetary aggregates - M3

M1 M2 **M3**

Filter Selected month



Original value of M3 (Bn HUF) - January 2022

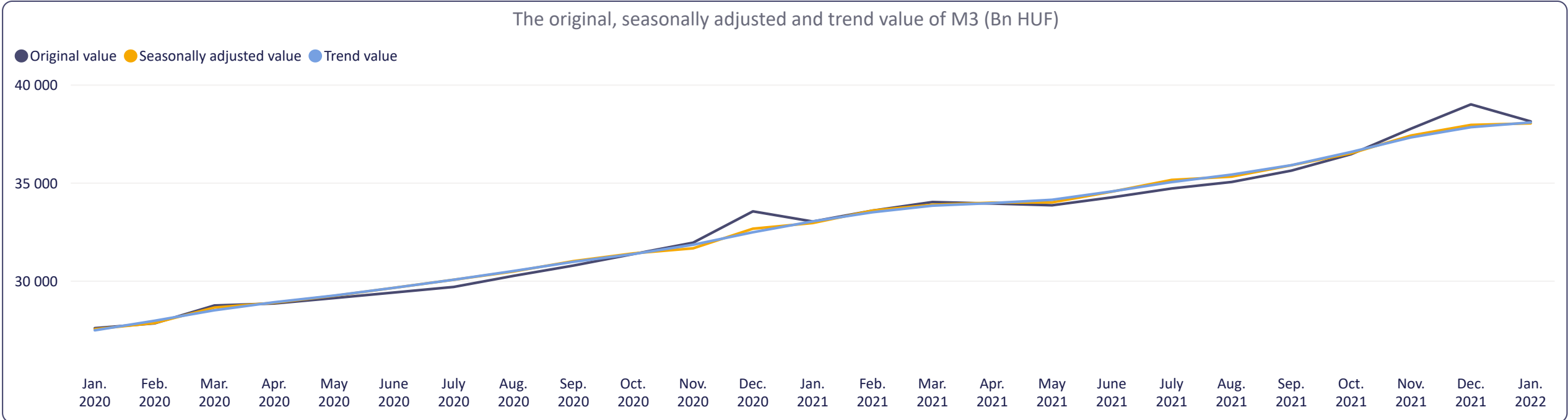
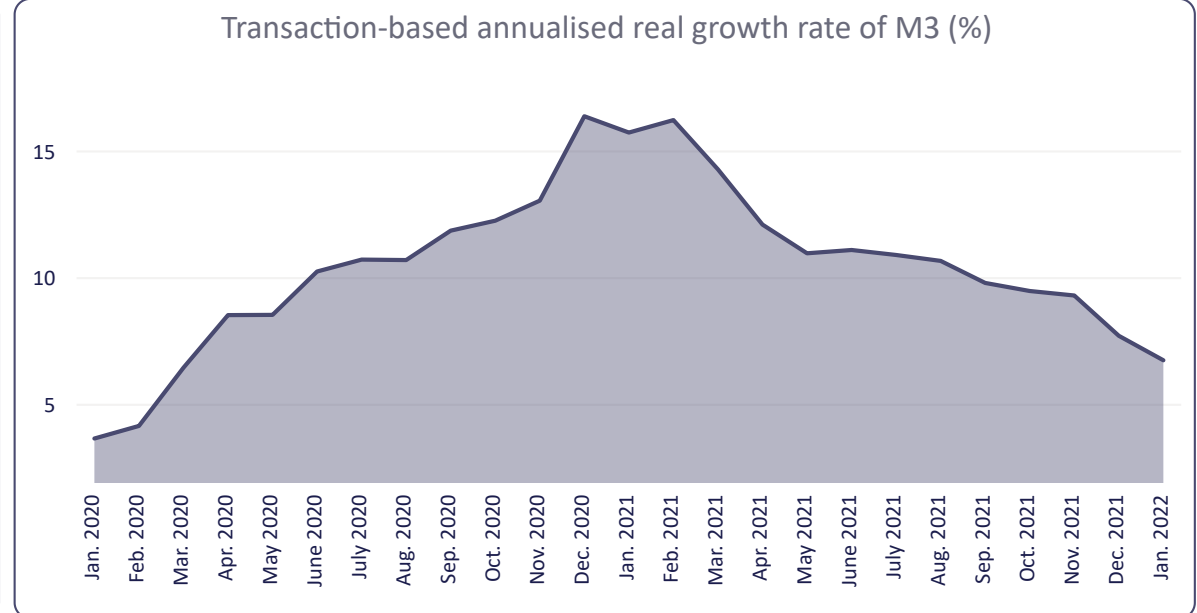
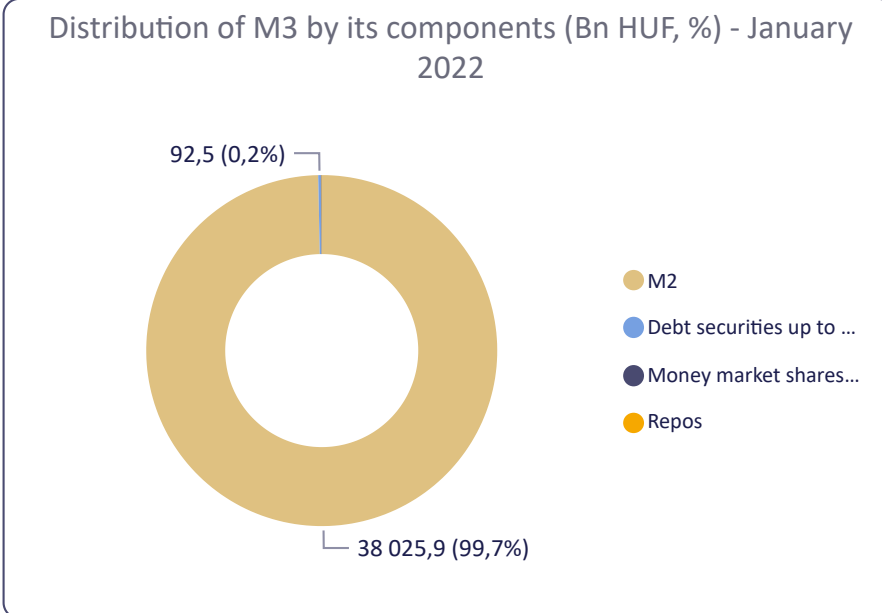
38,149.0 -869.4

Changes from previous month (Bn HUF)

Seasonally adjusted value of M3 (Bn HUF) - January 2022

38,050.5 +79.6

Changes from previous month (Bn HUF)





Aggregated balance sheet of credit institutions

Debt securities issued by residents other than MFIs and owned by MFIs

Filter

Selected month

January 2022



General government

Non-financial corporations

Financial corporations

Closing stock - General government (Bn HUF) - January 2022

10,841.6 +658.9

Change from previous month (Bn HUF)

Closing stock - General government - HUF (Bn HUF) - January 2022

10,374.0 +671.7

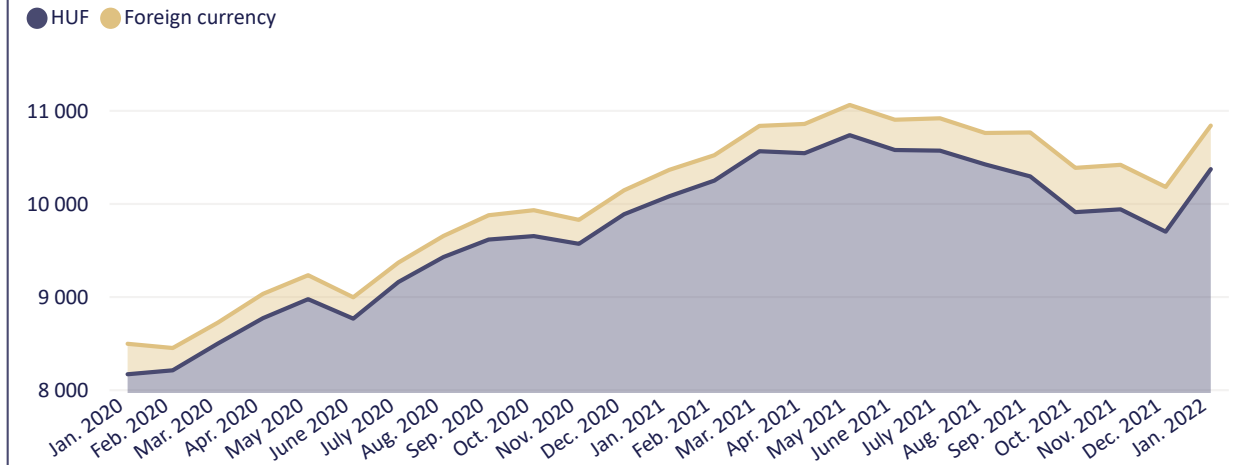
Change from previous month (Bn HUF)

Closing stock - General government - Foreign currency (Bn HUF) - January 2022

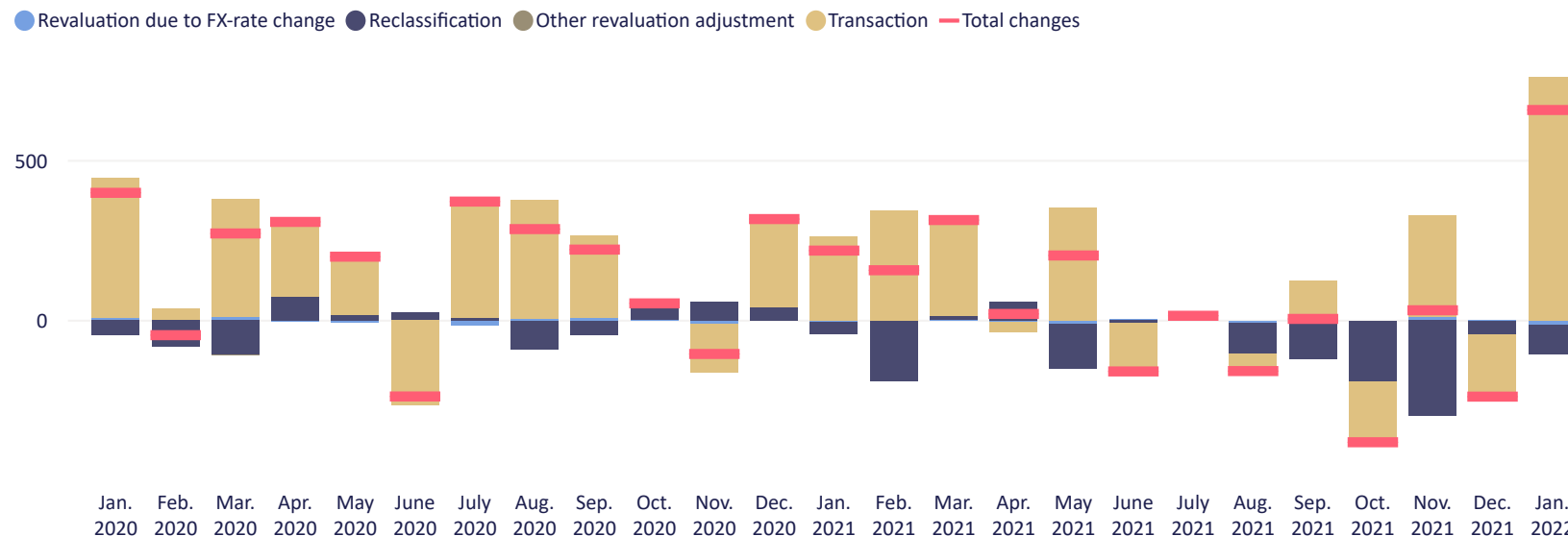
467.6 -12.9

Change from previous month (Bn HUF)

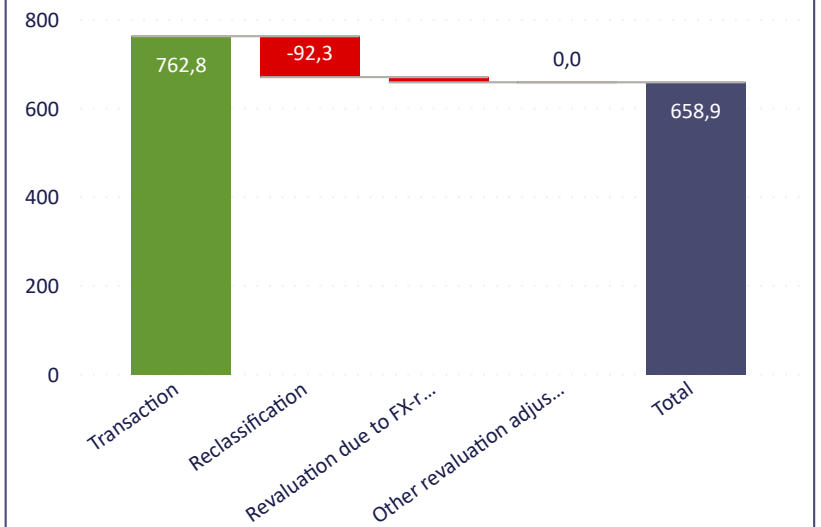
Closing stocks of debt securities issued by the general government (Bn HUF)



Components of the change in stocks of debt securities issued by the general government (Bn HUF)



Components of volume changes - General government - (Bn HUF) - January 2022





Accrued interest on MFI loans and deposits

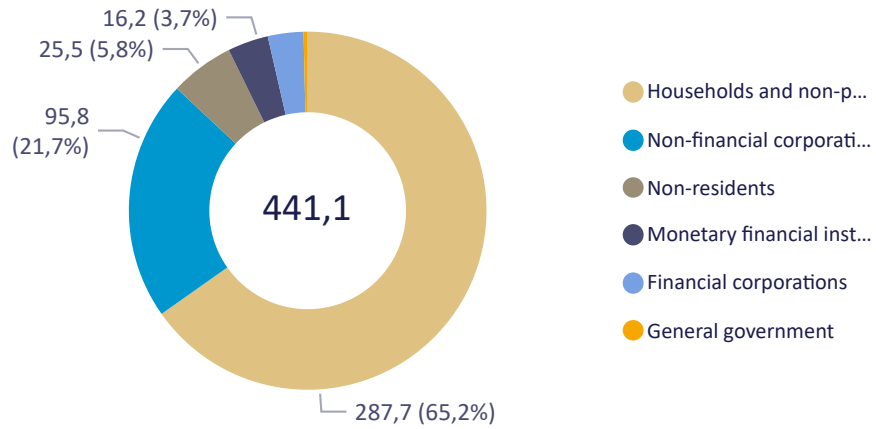
Filter

Selected month

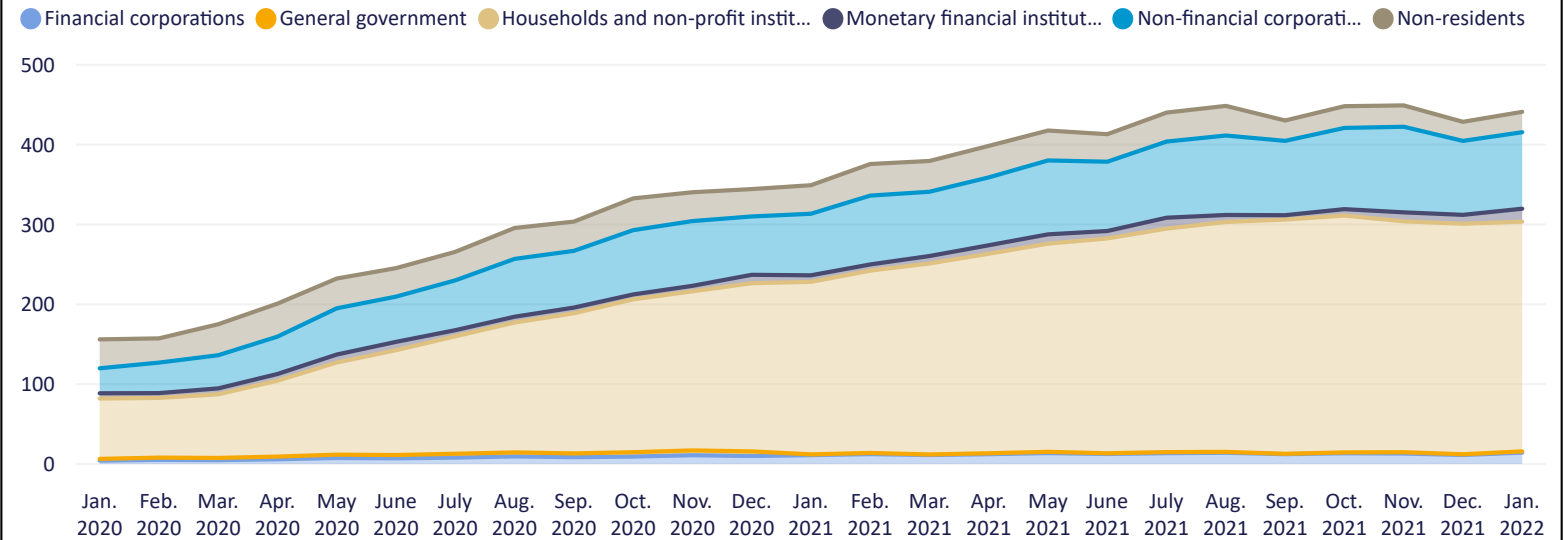
January 2022



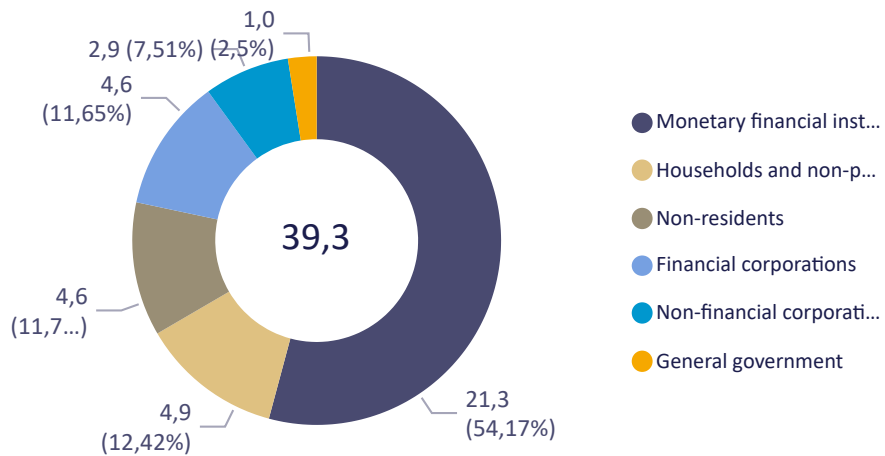
Distribution of accrued interests on loans (Bn HUF) - January 2022



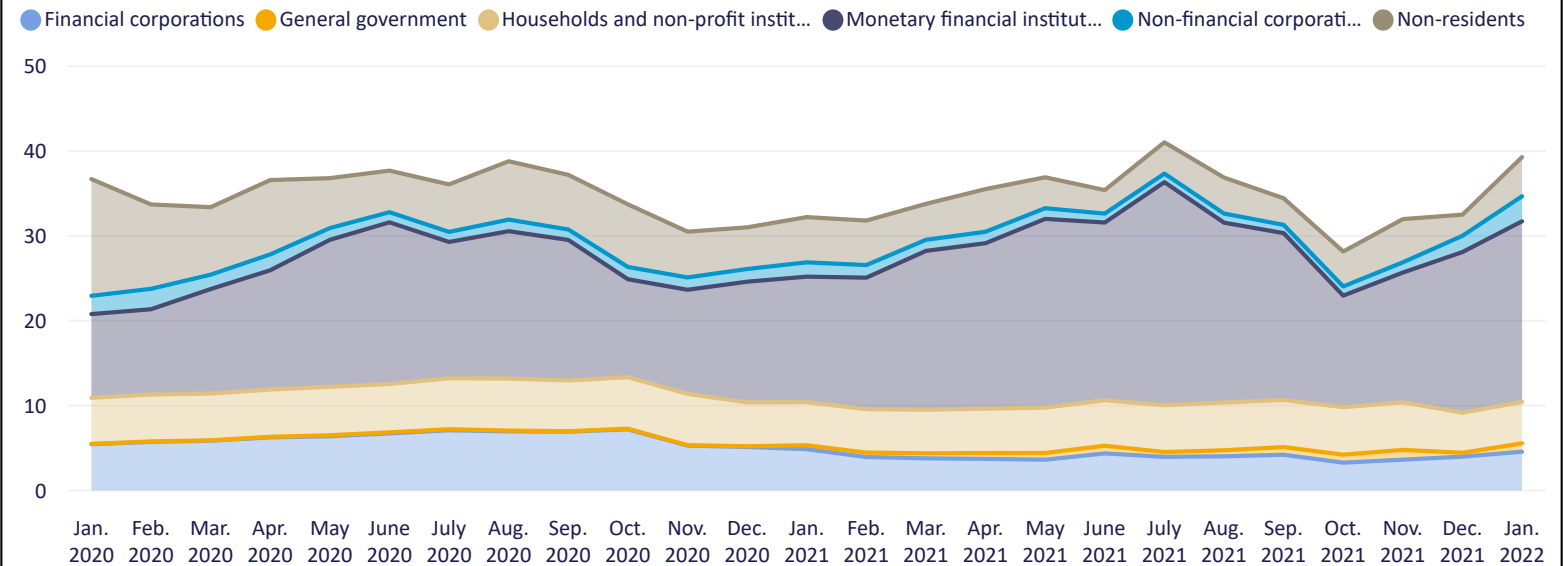
Accrued interests on loans (Bn HUF)



Distribution of accrued interests on deposits (Bn HUF) - January 2022



Accrued interests on deposits (Bn HUF)





Other information

Related time series

Time series >

Access to time series on the MNB's website: www.mnb.hu -> EN -> Statistics -> Statistical Data and Information -> Statistical Time Series -> [Statistics](#) -> [Statistical Data and Information](#) -> Statistical Time Series -> X. Monetary and other balance sheet statistics -> Monetary Statistics

Notes on methodology

Methodological notes >

Access to methodological notes on the MNB's website: www.mnb.hu -> EN -> Statistics -> Statistical Data and Information -> Methodological notes -> Methodological notes of aggregated balance sheet of credit institutions

Information about the next publication

The next press release will be published on: **01 April, 2022**

Publication calendar >

Access to Publication calendar on the MNB's website: www.mnb.hu -> EN -> Statistics -> Release calendar for Statistics

Contact information

Magyar Nemzeti Bank
Statistics Directorate

 Tel.: +36 1 428 2600

 Email: sajto@mnbb.hu

