



Press release on aggregated balance sheet of credit institutions

February 2022



Summary



Loans to individuals by the purpose of loans



Loans to and deposits of households and non-financial corporations



Foreign assets and liabilities



Loans to non-financial corporations by economic branches



Loans to non-financial corporations by SME



Loans to and deposits of other financial institutions



Monetary aggregates



Debt securities by sectors



Accrued interests



Other information

Monthly transaction of loans to households (Bn HUF)

13.9



Monthly transaction of households' deposits (Bn HUF)

806.5



Monthly transaction of loans to non-financial corporations (Bn HUF)

52.0



Monthly transaction of non-financial corporations' deposits (Bn HUF)

-3.4



Balance sheet total (Bn HUF)

67,293.4 +1,921.7

Change from previous month (Bn HUF)





Aggregated balance sheet of credit institutions - February 2022

According to seasonally adjusted data, households and non-financial corporations were net borrowers due to transactions in February 2022. Total deposits of the household sector rose significantly.* Conversely, total deposits of non-financial corporations fell in the month.

In February 2022, the stock of **household** loans rose by HUF 47.6 billion in seasonally adjusted terms and by HUF 13.9 billion in seasonally unadjusted terms, due to transactions. According to seasonally unadjusted data, the stocks of forint loans and foreign currency loans increased by HUF 12.7 billion and by HUF 1.2 billion, respectively.

Due to transactions, total deposits of the household sector rose by HUF 700.5 billion in seasonally adjusted terms and by HUF 806.5 billion in seasonally unadjusted terms. According to seasonally unadjusted data, there were net inflows of HUF 794.5 billion and of HUF 12.0 billion into forint deposits and foreign currency deposits, respectively, in the period under review.

Due to transactions, outstanding debt of the **non-financial corporate sector** rose by HUF 54.3 billion in seasonally adjusted terms and by HUF 52.0 billion in seasonally unadjusted terms. According to seasonally unadjusted data, the stock of forint loans and foreign currency loans rose by HUF 43.6 billion and HUF 8.5 billion, respectively, due to transactions. Credit institutions' holdings of bonds issued by non-financial corporations rose by HUF 13.8 billion.

Excluding revaluations and other volume changes, the stock of non-financial corporations' deposits fell by HUF 29.4 billion in seasonally adjusted terms and by HUF 3.4 billion in seasonally unadjusted terms. According to seasonally unadjusted data, there were net inflows of HUF 226.6 billion into forint deposits and withdrawals of HUF 230.0 billion from foreign currency deposits in the period under review.

In February 2022, **foreign liabilities** of credit institutions accounted for 14.3% of the sector's balance sheet total.

Components of monthly stock changes	Opening stocks	Transactions	Revaluation due to FX-rate change	Re-classification	Other revaluation adjustment	Total changes	Closing stocks
Total assets	65 371,6	1 167,0	426,3	328,4	0,0	1 921,7	67 293,4
1. Non-financial corporations	11 319,7	65,9	126,1	-13,5	-9,5	168,9	11 488,6
1.1 HUF loans	6 451,7	43,6	0,0	-0,7	-1,6	41,3	6 492,9
1.2 FX loans	3 737,2	8,5	122,2	-0,2	-7,9	122,6	3 859,8
1.3 Securities other than shares	1 130,8	13,8	3,9	-12,7	0,0	5,1	1 135,9
2. Other financial corporations	1 883,2	-21,1	17,3	-0,4	9,5	5,3	1 888,5
3. Central government	11 192,8	367,8	21,3	-170,0	0,0	219,1	11 411,9
4. Local governments	160,5	5,0	0,0	0,0	0,0	5,0	165,5
5. Households	9 353,1	13,9	0,9	-1,7	0,1	13,2	9 366,3
5.1 HUF loans	9 326,2	12,7	0,0	-1,7	0,1	11,1	9 337,3
5.2 FX loans	26,8	1,2	0,9	0,0	0,0	2,2	29,0
6. Non-residents	8 694,9	85,8	213,4	-65,0	-0,1	234,1	8 929,0
7. Remaining assets	22 767,5	649,7	47,3	579,1	0,0	1 276,1	24 043,5
Total liabilities	65 371,6	1 167,0	426,3	328,4	0,0	1 921,7	67 293,4
8. Non-financial corporations	13 714,9	-3,4	140,6	0,0	1,6	138,7	13 853,6
8.1 HUF deposits	9 144,2	226,6	0,0	0,0	2,8	229,4	9 373,6
8.2 FX deposits	4 570,7	-230,0	140,6	0,0	-1,2	-90,6	4 480,0
9. Other financial corporations	3 737,9	48,7	41,1	0,0	2,2	92,0	3 829,9
10. Central government	1 281,7	-233,3	2,7	0,0	0,0	-230,6	1 051,1
11. Local governments	1 042,7	-23,7	0,2	0,0	0,0	-23,5	1 019,2
12. Households	12 683,0	806,5	63,1	0,0	-1,4	868,1	13 551,1
12.1 HUF deposits	10 772,4	794,5	0,0	0,0	-1,3	793,2	11 565,6
12.2 FX deposits	1 910,6	12,0	63,1	0,0	-0,1	74,9	1 985,5
13. Debt securities issued (held by residents)	2 751,2	140,6	10,9	-24,2	0,0	127,3	2 878,5
14. Non-residents	9 132,4	289,4	213,6	-16,6	0,0	486,4	9 618,9
15. Remaining liabilities	21 027,8	142,2	-45,8	369,3	-2,4	463,3	21 491,1

* A significant change in the current account deposits and overdrafts held by households is caused partly by the one-off effect of government payments in February (personal income tax refund, 13th month pension).



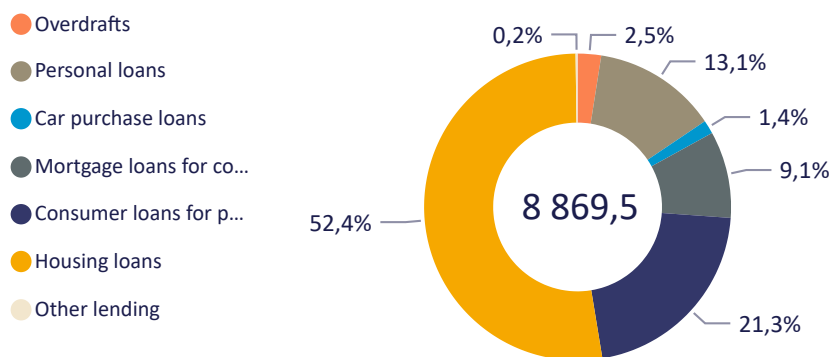


Loans to individuals by the purpose of loan

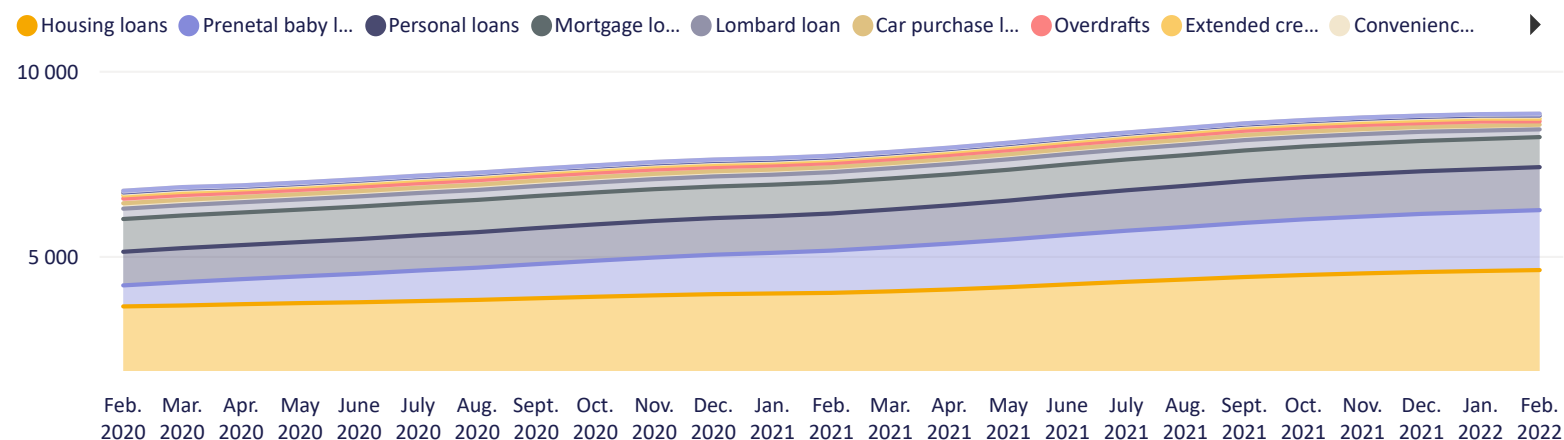
Monthly stocks by the purpose of loan

Overdrafts	Personal loans	Car purchase loans	Mortgage loans for consumption purpose	Consumer loans for purchase of goods	Housing loans	Other lending
219,4	1 160,7	127,1	811,0	1 887,1	4 645,6	238,1

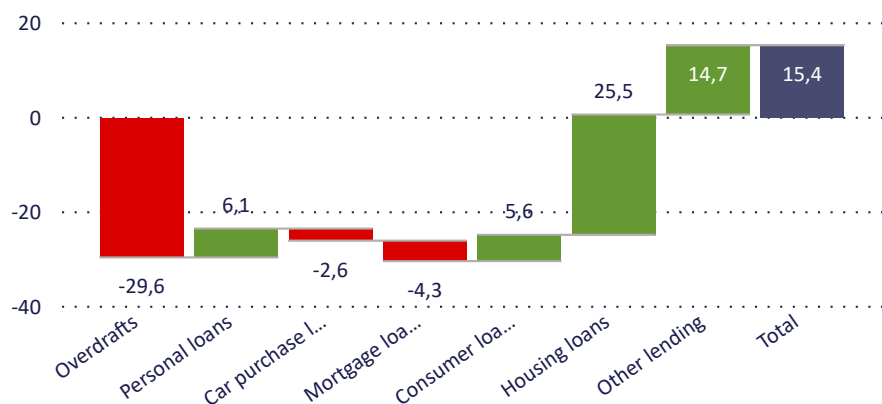
Distribution of stock at the end of the month by the purpose of loan (Bn HUF, %) - February 2022



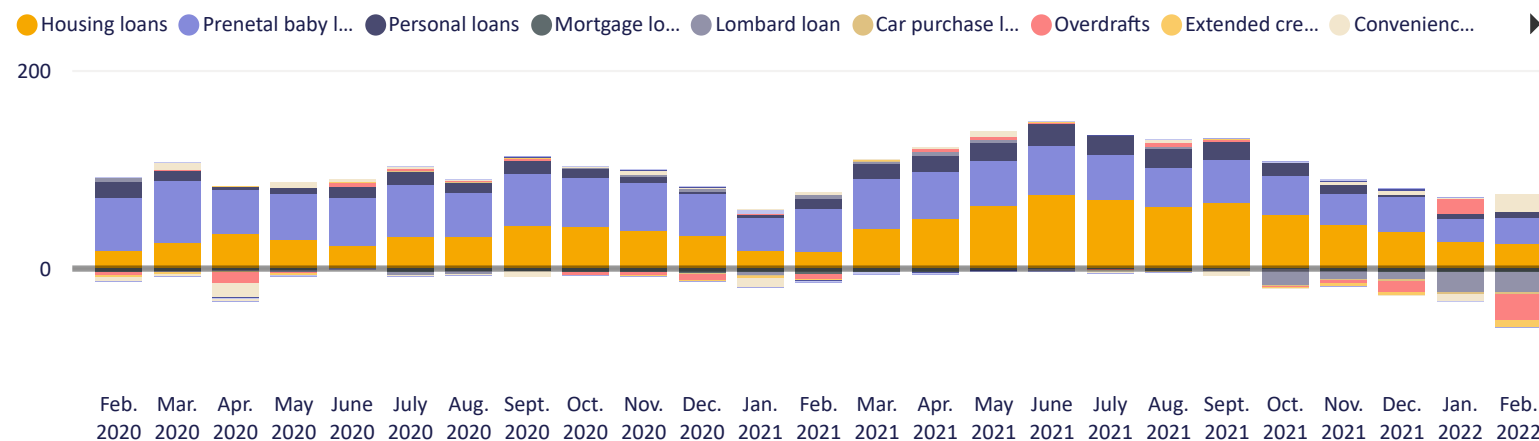
Loans to individuals - Stock at the end of the month (Bn HUF)



Monthly transactions by the purpose of loan (Bn HUF) - February 2022



Loans to individuals - Monthly transactions (Bn HUF)





Aggregated balance sheet of credit institutions

Loans to and deposits of households and non-financial corporations

Stocks,
transactions

Annualized growth
rate

Filter

February 2020 - February 2022



Households

Non-financial corporations

Total

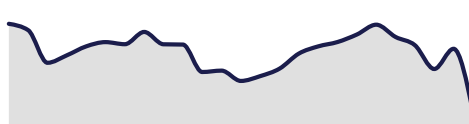
HUF

Foreign currency

Households - Ratio of loans and deposits
(%) - February 2022

69.1 -4.6

Change from previous month (percentage point)



Households - Original value of the monthly transaction of loans (Bn HUF) - February 2022

13.9

Households - Seasonally adjusted value of the monthly transaction of loans (Bn HUF) - February 2022

47.6

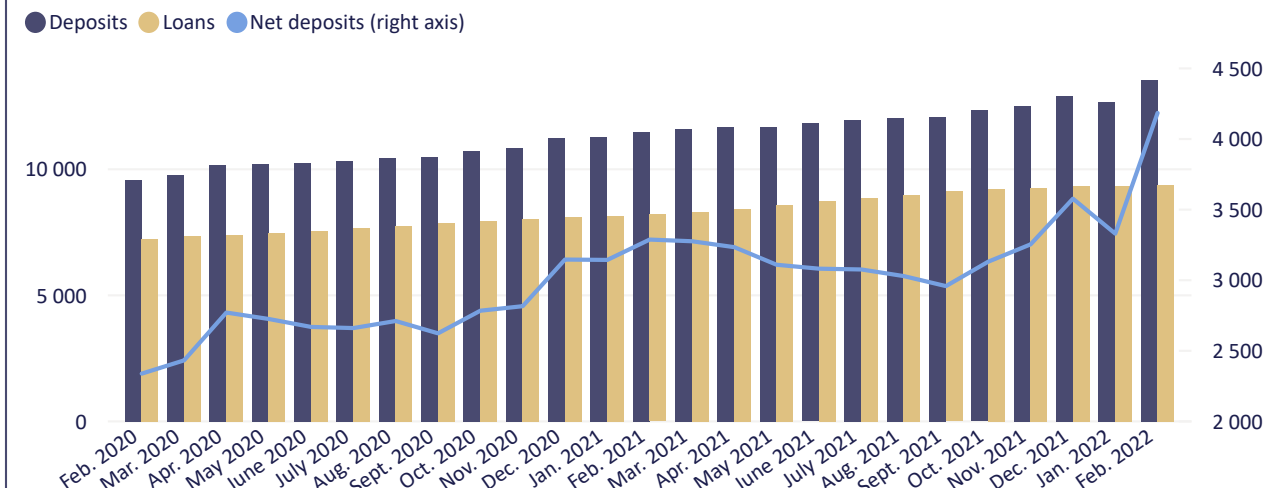
Households - Original value of the monthly transaction of deposits (Bn HUF) - February 2022

806.5

Households - Seasonally adjusted value of the monthly transaction of deposits (Bn HUF) - February 2022

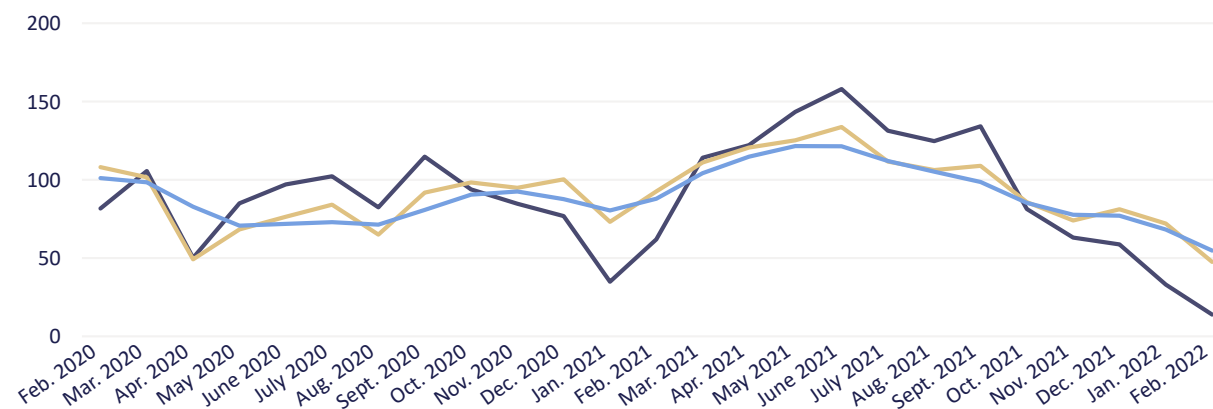
700.5

Households - Stock of loans, deposits and net deposits (Bn HUF)



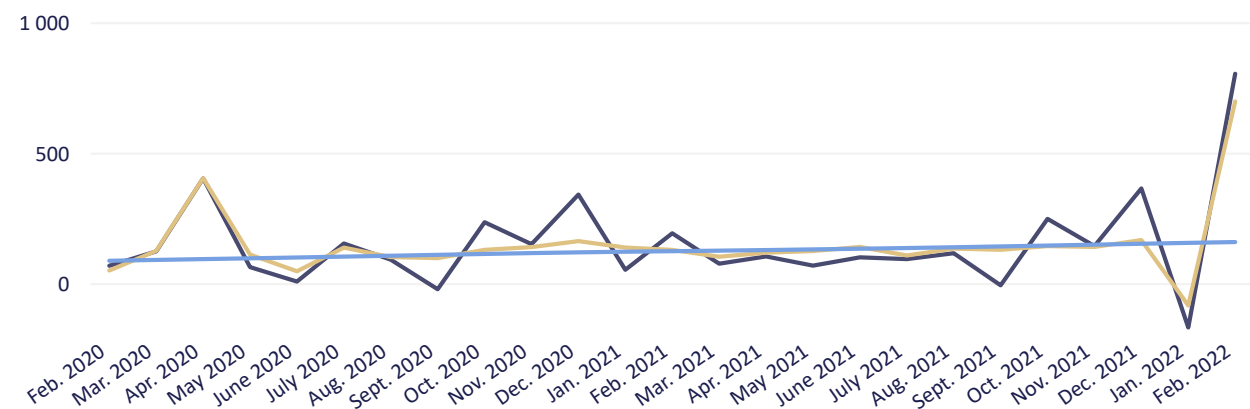
Households - Original, seasonally adjusted and trend value of the transactions of loans (Bn HUF)

Original value Seasonally adjusted value Trend value



Households - Original, seasonally adjusted and trend value of the transactions of deposits (Bn HUF)

Original value Seasonally adjusted value Trend value





Aggregated balance sheet of credit institutions

Loans to and deposits of households and non-financial corporations

Stocks,
transactions

Annualized growth
rate

Filter

February 2020 - February 2022



Households

Non-financial corporations

Total

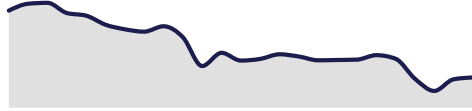
HUF

Foreign currency

Non-financial corporations - Ratio of loans
and deposits (%) - February 2022

74.7 +0.4

Change from previous month (percentage point)



Non-financial corporations - Original value of the monthly transaction
of loans (Bn HUF) - February 2022

52.0

Non-financial corporations - Seasonally adjusted value of the monthly
transaction of loans (Bn HUF) - February 2022

54.3

Non-financial corporations - Original value of the monthly transaction
of deposits (Bn HUF) - February 2022

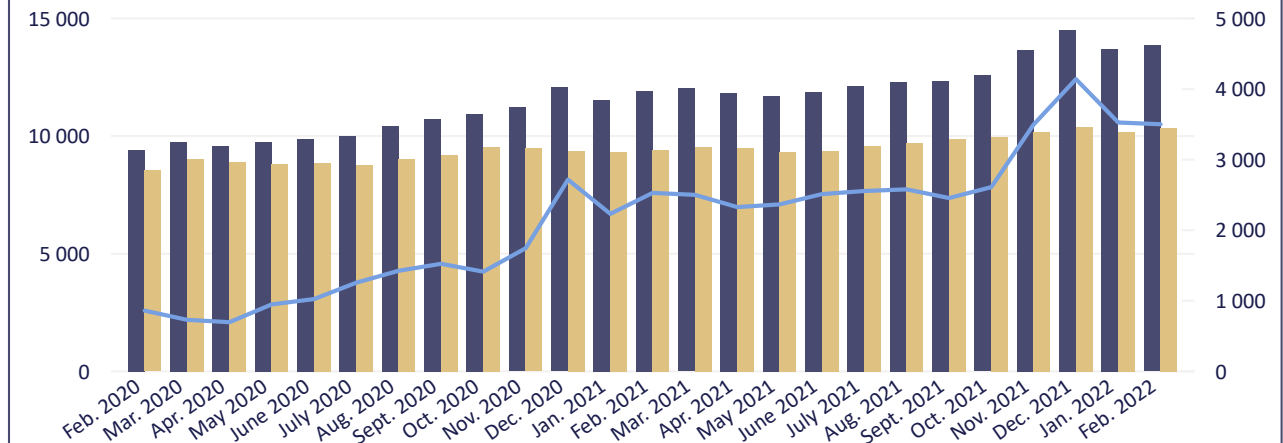
-3.4

Non-financial corporations - Seasonally adjusted value of the monthly
transaction of deposits (Bn HUF) - February 2022

-29.4

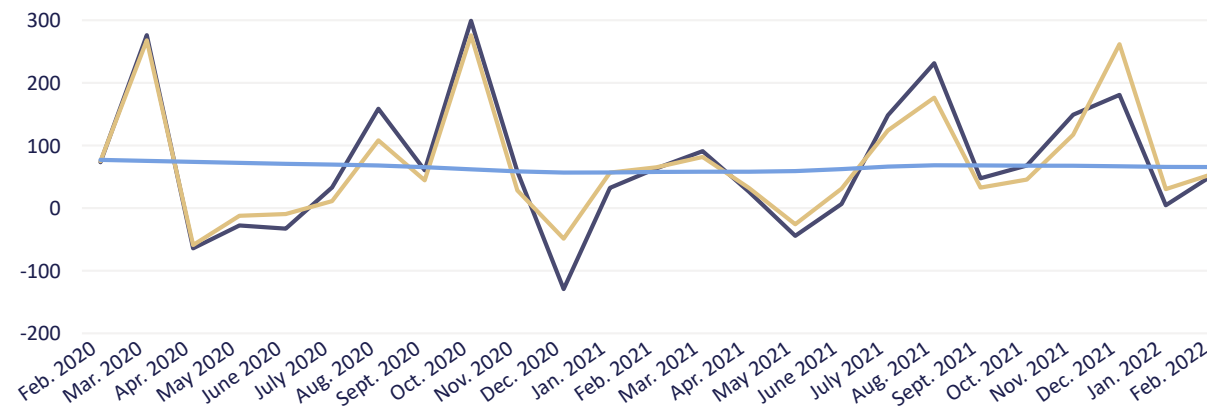
Non-financial corporations - Stock of loans, deposits and net deposits (Bn HUF)

Deposits Loans Net deposits (right axis)



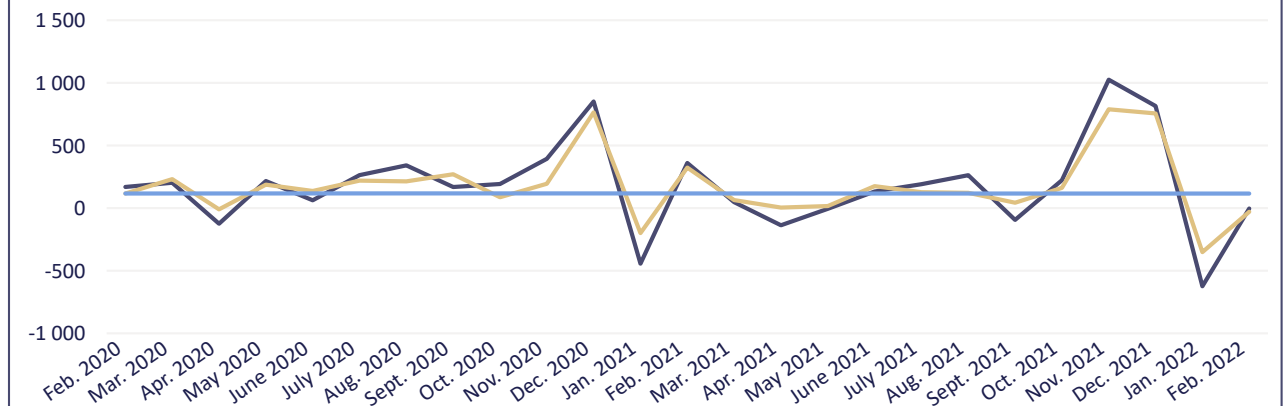
Non-financial corporations - Original, seasonally adjusted and trend value of the transactions of loans (Bn HUF)

Original value Seasonally adjusted value Trend value



Non-financial corporations - Original, seasonally adjusted and trend value of the transactions of deposits (Bn HUF)

Original value Seasonally adjusted value Trend value





Aggregated balance sheet of credit institutions

Transaction-based annualised real growth rate of households' and non-financial corporations' loans and deposits

Stocks,
transactions

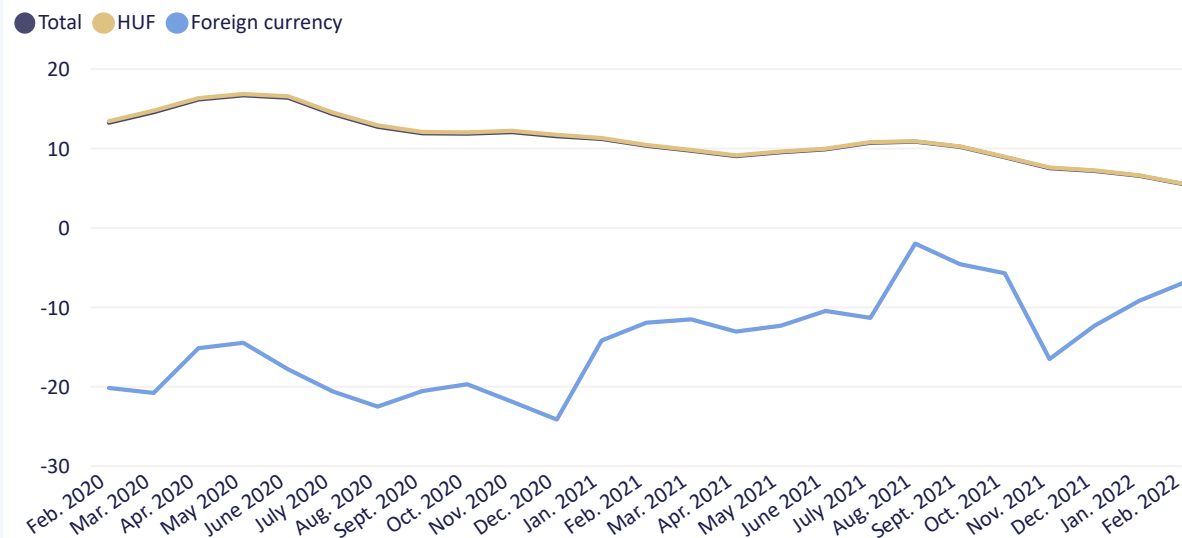
Annualised growth
rate

Filter

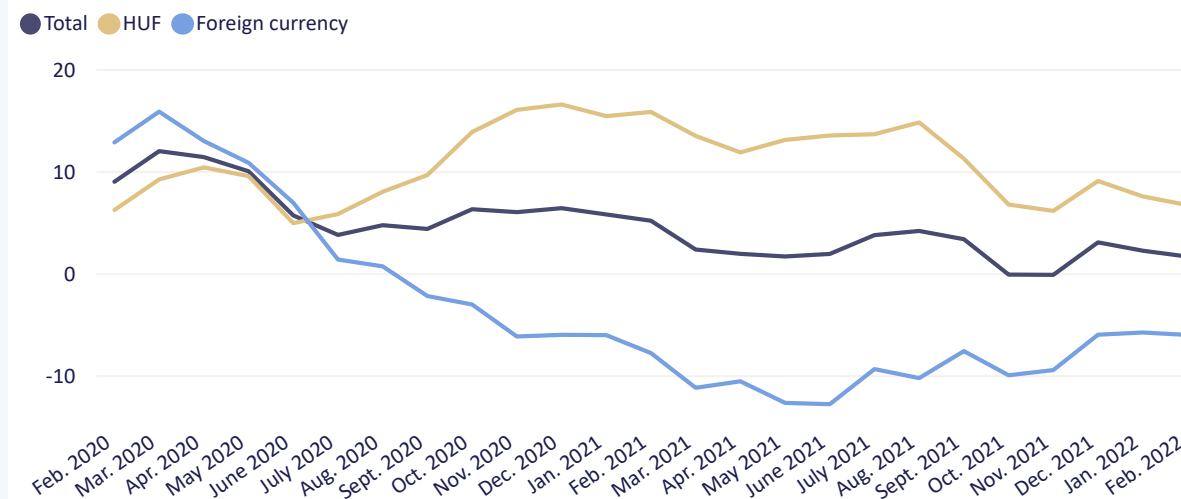
February 2020 - February 2022



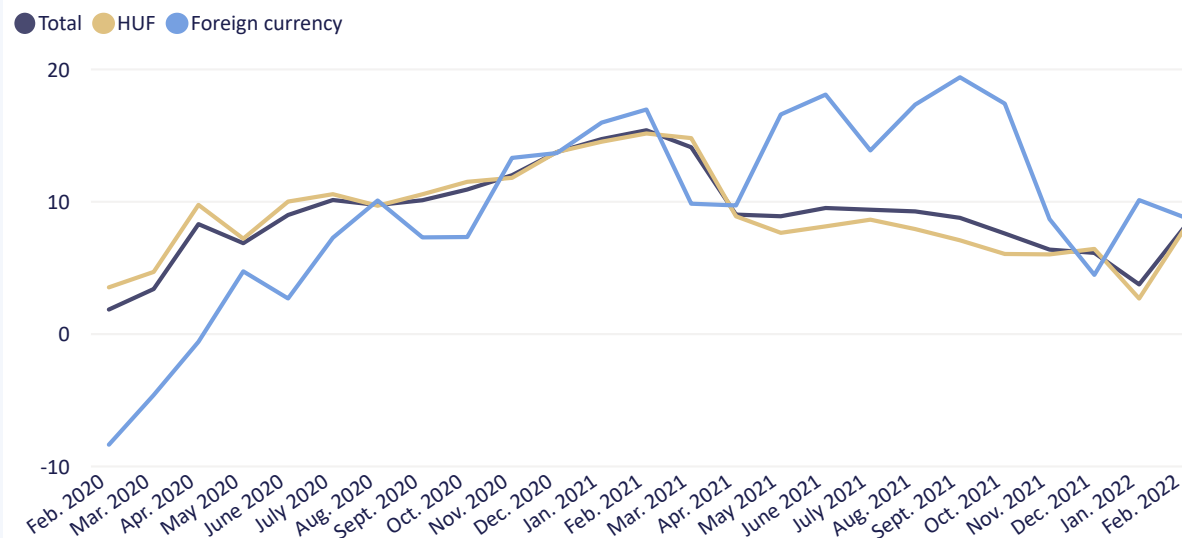
Transaction-based annualised real growth rate of loans to households (%)



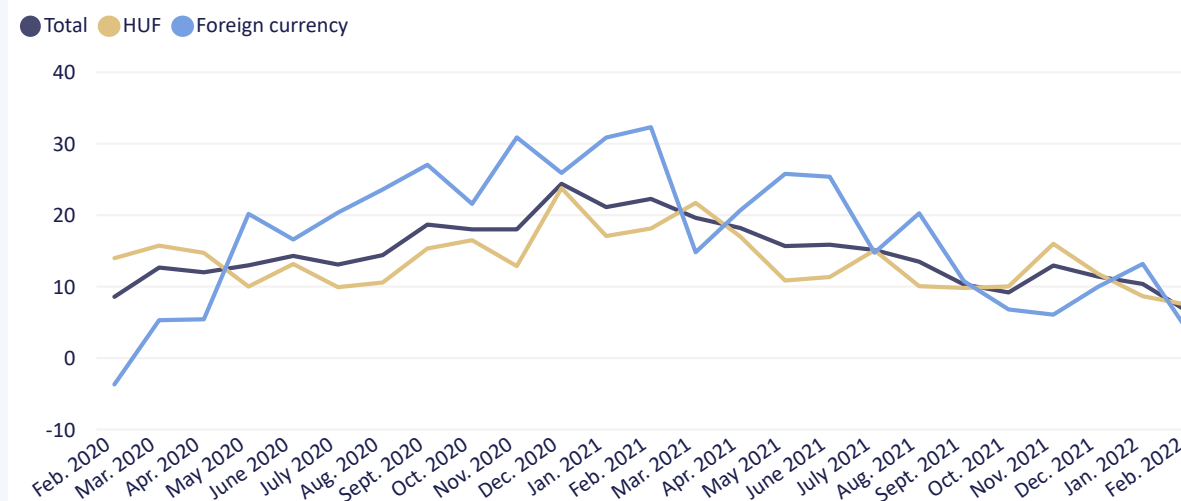
Transaction-based annualised real growth rate of loans to non-financial corporations (%)



Transaction-based annualised real growth rate of the deposits of households (%)



Transaction-based annualised real growth rate of the deposits of non-financial corporations (%)





Filter

February 2020 - February 2022



Foreign assets and liabilities

Foreign assets as percentage of the balance sheet total (%) - February 2022

13.3 0.0

Change from previous month (percentage point)



Foreign liabilities as percentage of the balance sheet total (%) - February 2022

14.3 +0.3

Change from previous month (percentage point)



The stock of foreign assets at the end of the month (Bn HUF) - February 2022

8,929.0 +234.1

Change from previous month (Bn HUF)



The stock of foreign liabilities at the end of the month (Bn HUF) - February 2022

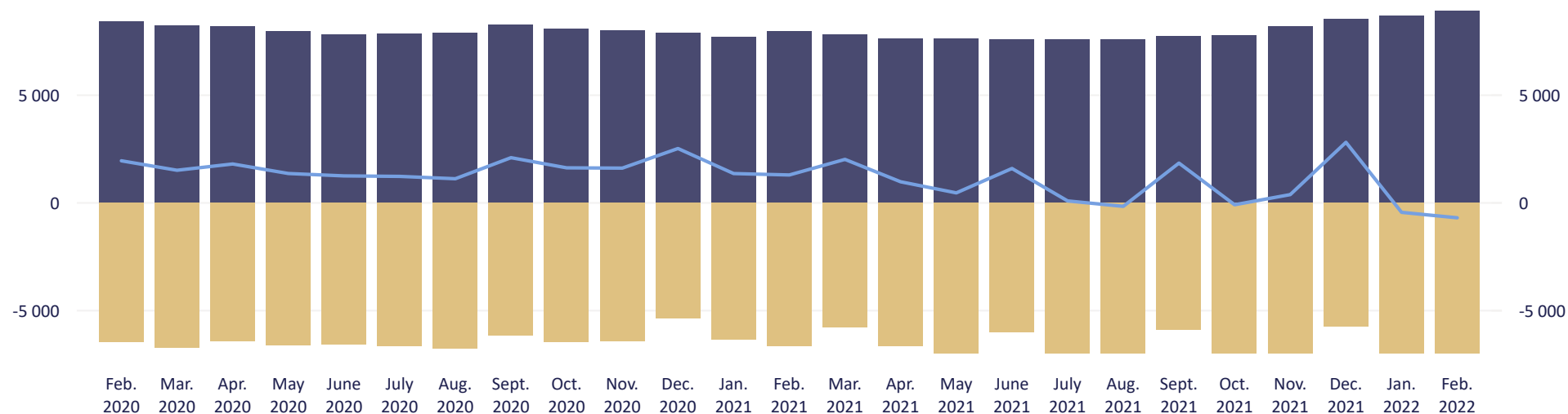
9,618.9 +486.4

Change from previous month (Bn HUF)



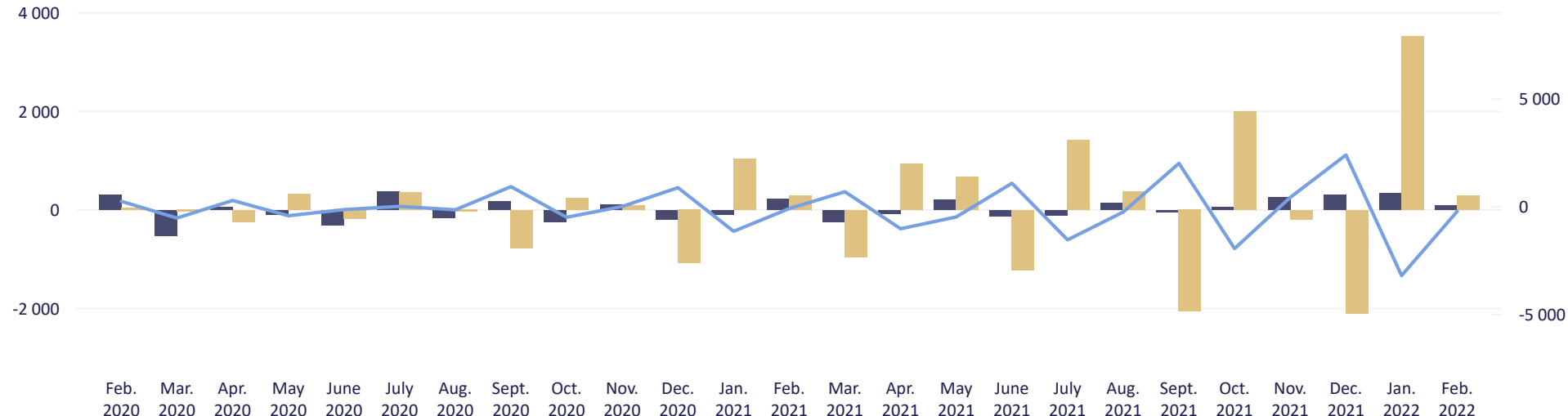
The stock of foreign assets, foreign liabilities and net foreign assets at the end of the months (Bn HUF)

Foreign assets Foreign liabilities Net foreign assets (right axis)



Monthly transactions of foreign assets, foreign liabilities and net foreign assets (Bn HUF)

Foreign assets Foreign liabilities Net foreign assets (right axis)





Loans to non-financial corporations by economic branches

HUF

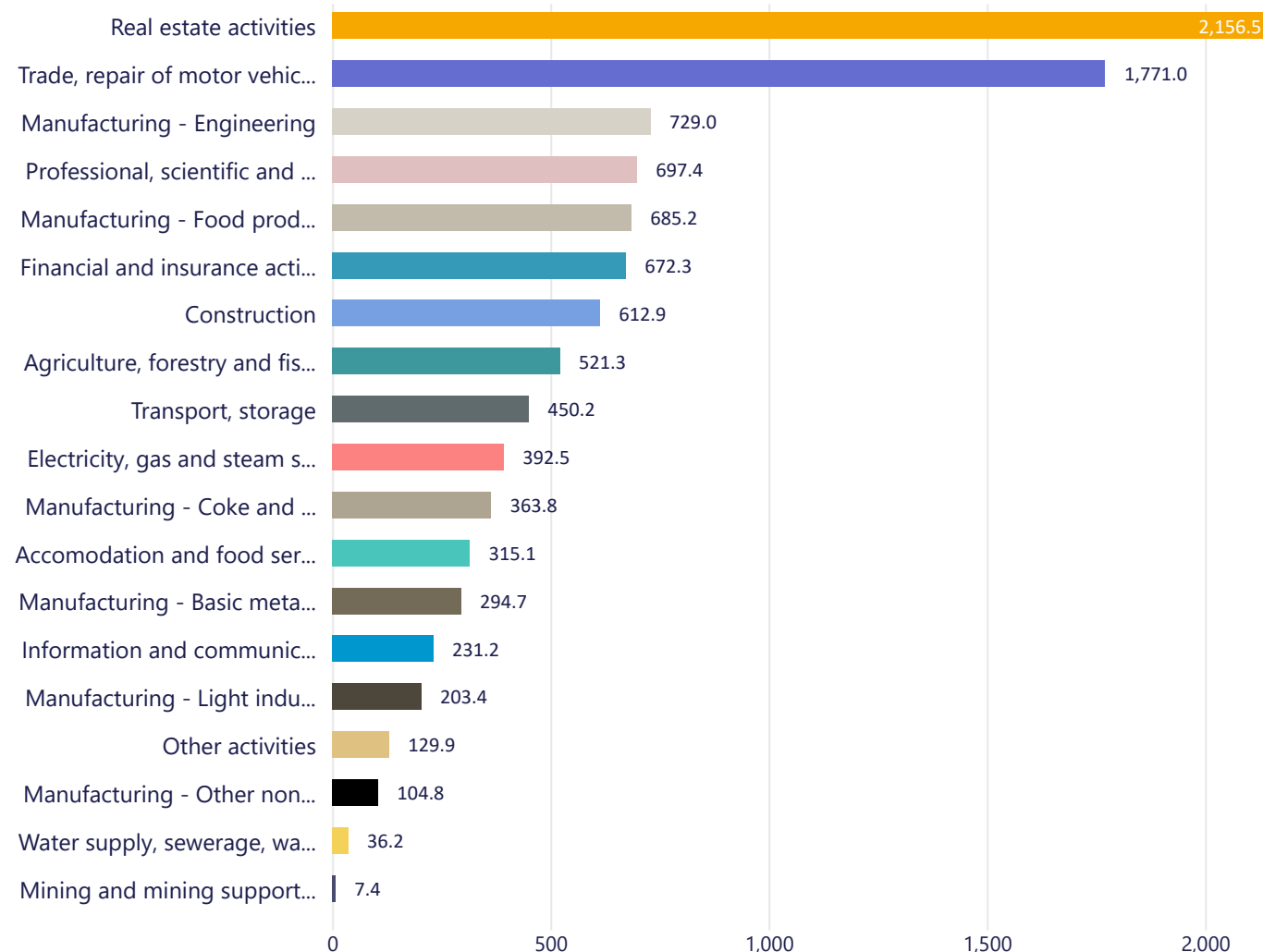
Foreign currency

Overdrafts

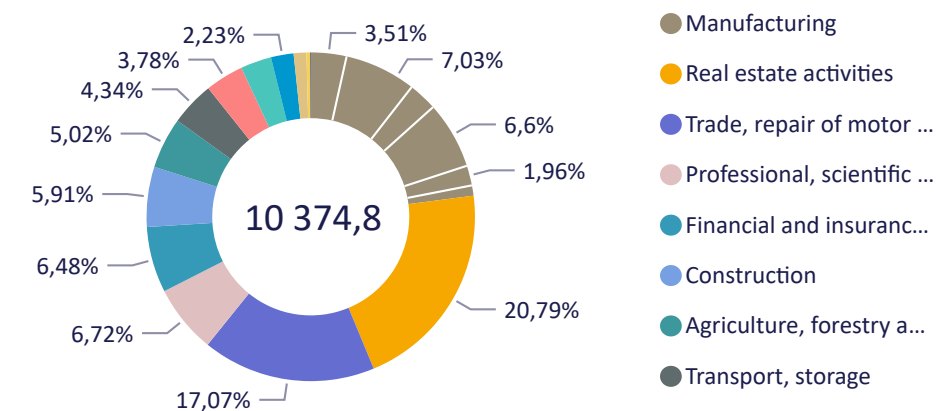
Up to 1 year

Over 1 year

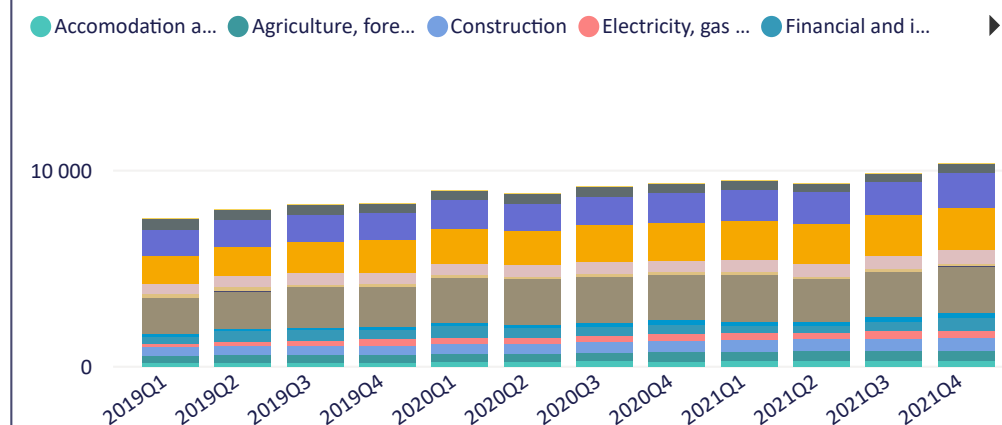
Stock of loans to non financial corporations at end of the quarter (Bn HUF) - December 2021



Distribution of loans to non financial corporations (Bn HUF, %) - December 2021



Stock of loans to non financial corporations (Bn HUF) - December 2021



* Stocks for the end of the current quarter are published with data for the first month after the end of the quarter.



Loans to non-financial corporations by SME breakdown

Filter

End of quarter



December 2021



HUF

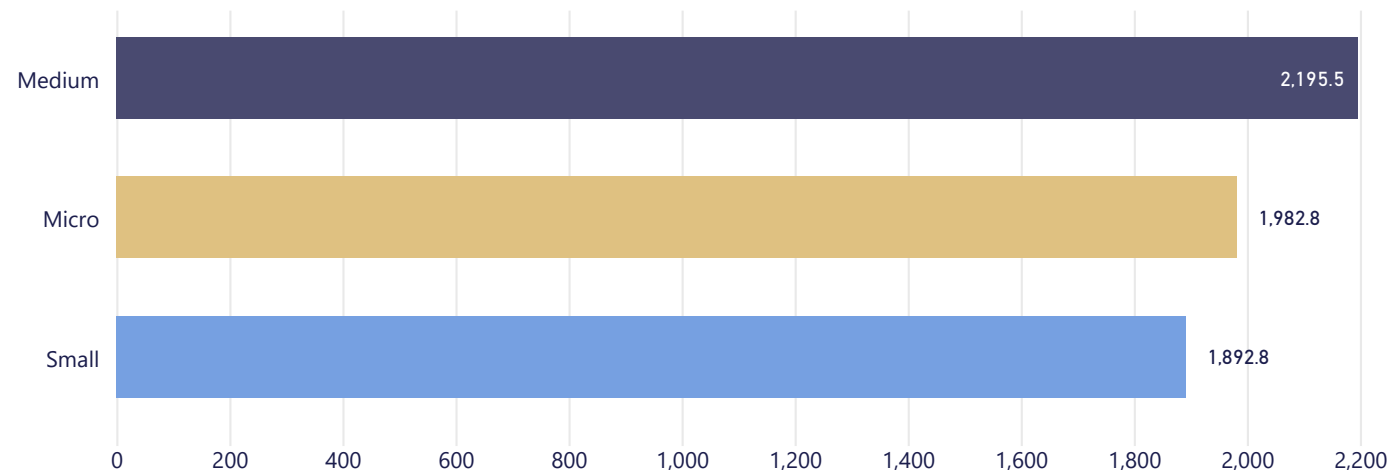
Foreign currency

Overdrafts

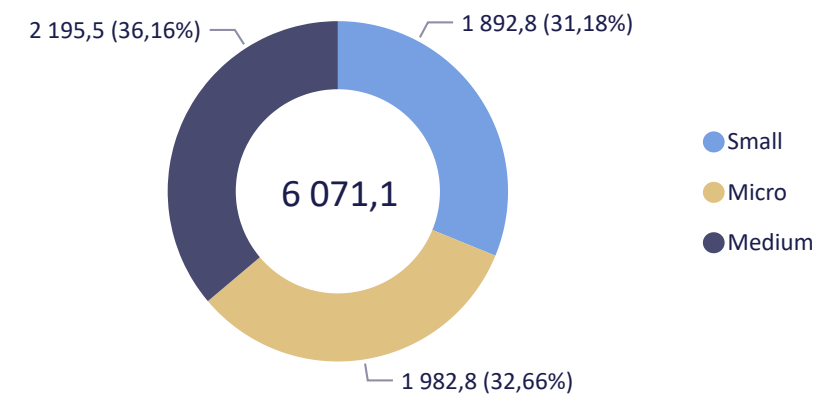
Up to 1 year

Over 1 year

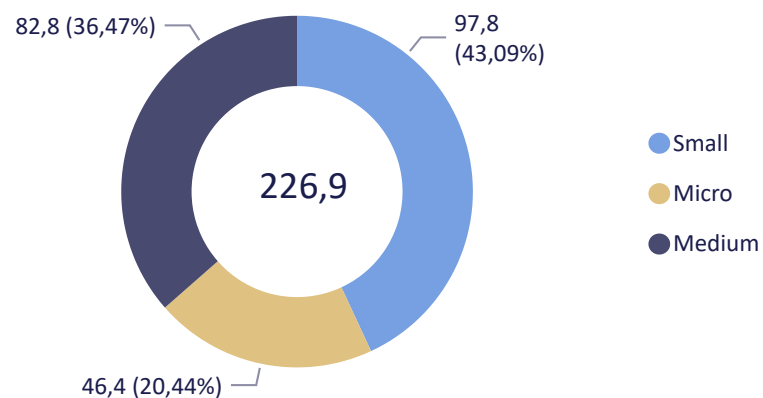
Stock of loans by SME breakdown at end of the quarter (Bn HUF) - December 2021



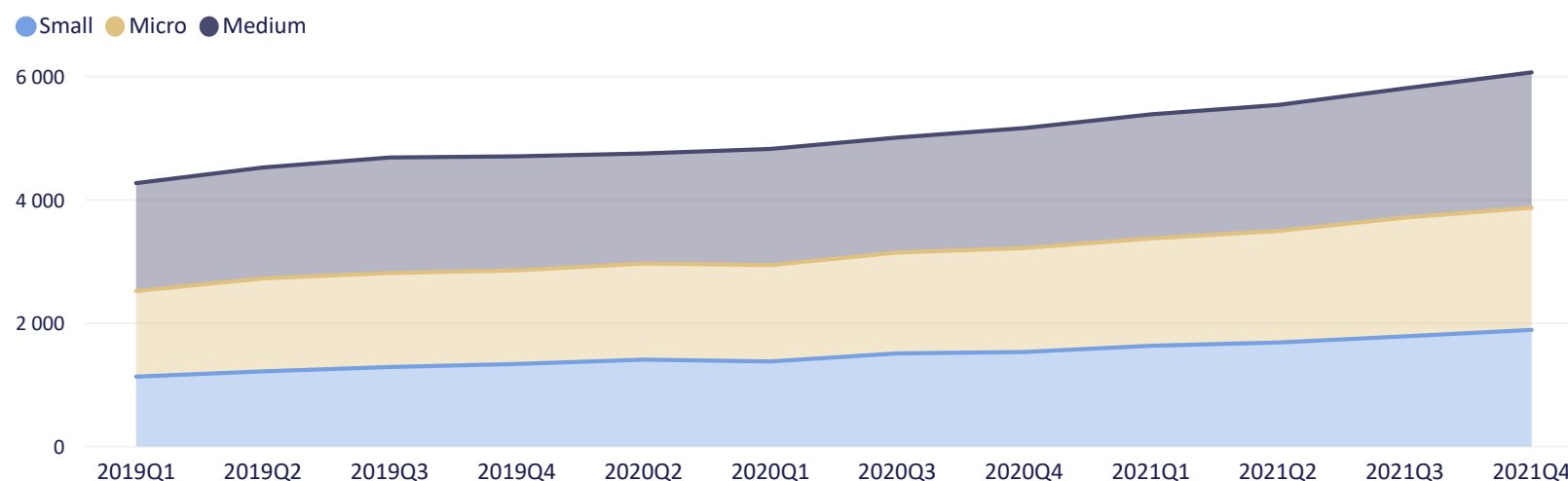
Distribution of loans by SME breakdown (Bn HUF, %) - December 2021



Transaction of loans by SME breakdown (Bn HUF, %) - 4th quarter of 2021



Stock of loans by SME breakdown (Bn HUF)



* Stocks for the end and transactions of the current quarter are published with data for the first month after the end of the quarter.





Other financial institutions' loans and deposits

Investment funds

Other financial intermediaries

Financial auxiliaries

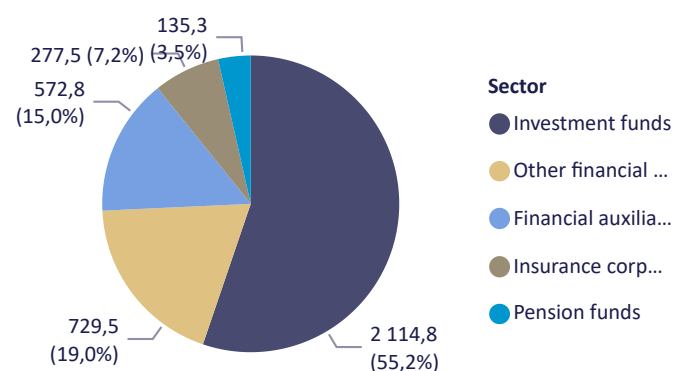
Insurance corporations

Pension funds

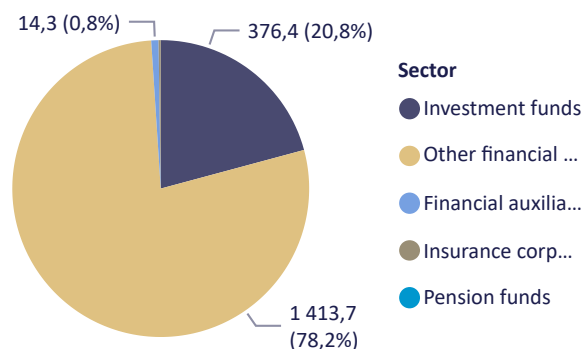
HUF

Foreign currency

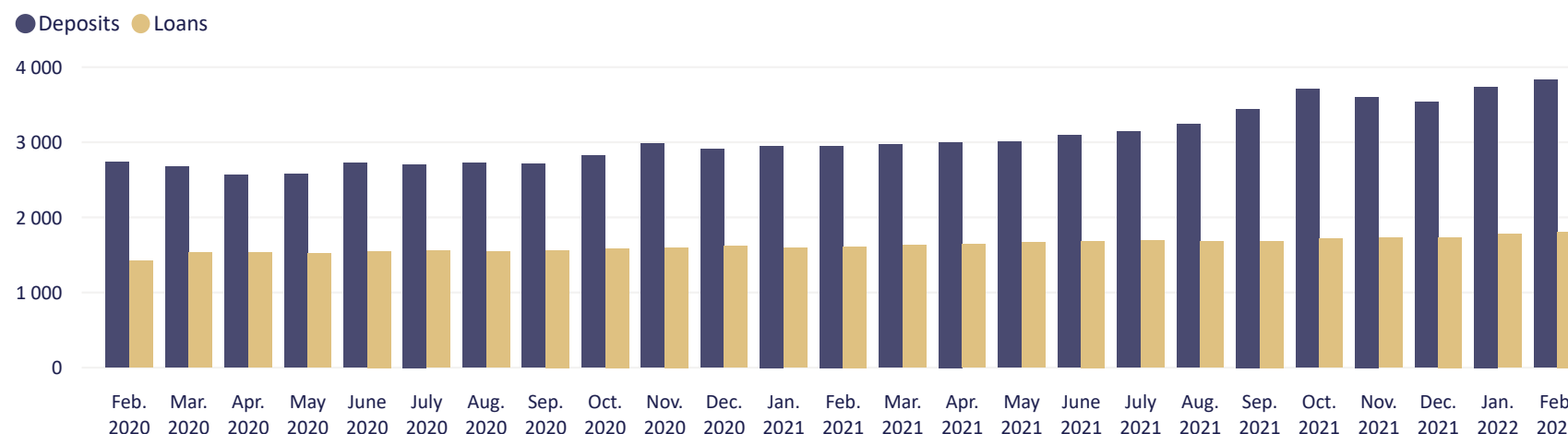
Distribution of deposits of other financial corporations (Bn HUF, %) - February 2022



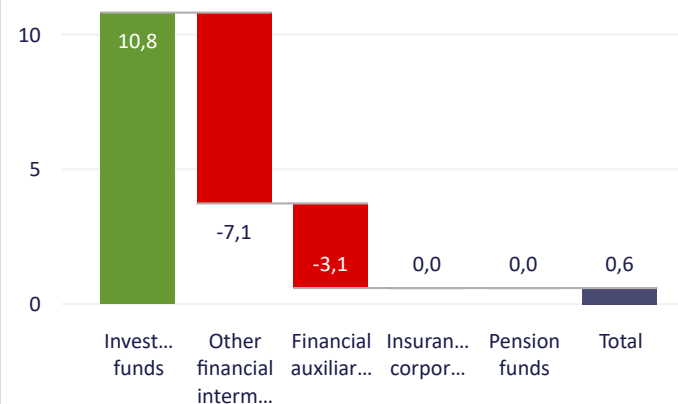
Distribution of loans to other financial corporations (Bn HUF, %) - February 2022



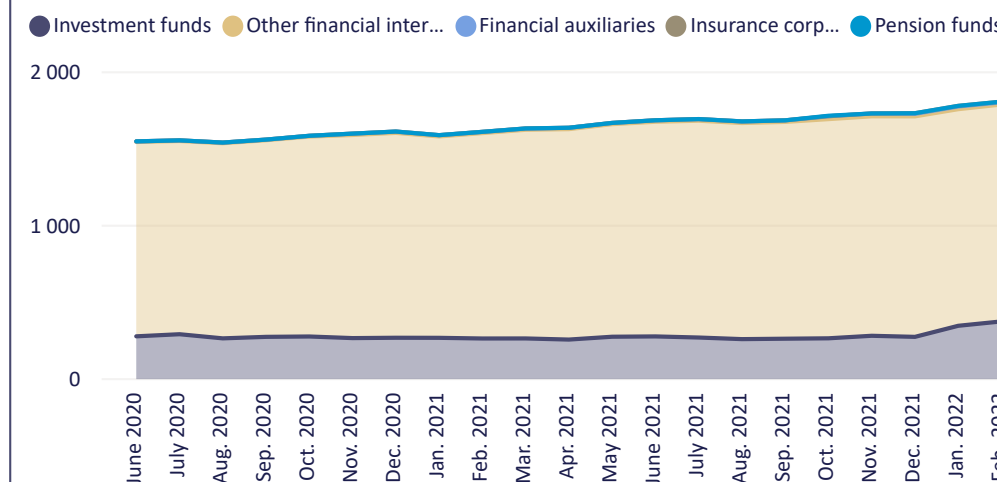
Loans to and deposits of other financial institutions (Bn HUF)



Transactions of loans to other financial institutions (Bn HUF) - February 2022



Loans to other financial institutions (Bn HUF)





Monetary aggregates - M1

M1

M2

M3

Filter

Selected month

February 2022



Original value of M1 (Bn HUF) - February 2022

34,355.7 +1,107.0

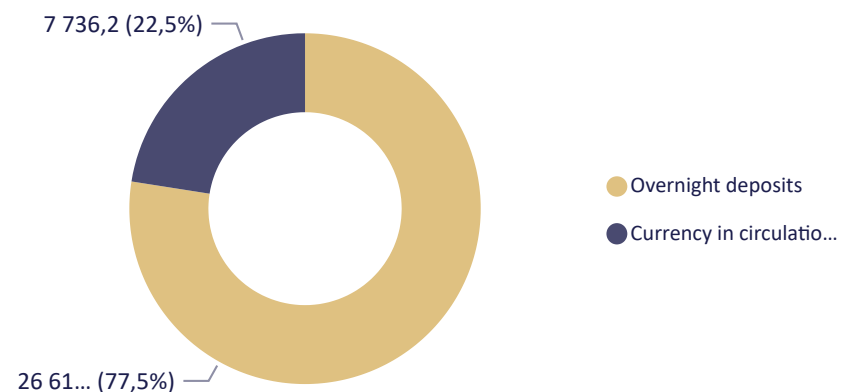
Changes from previous month (Bn HUF)

Seasonally adjusted value of M1 (Bn HUF) - February 2022

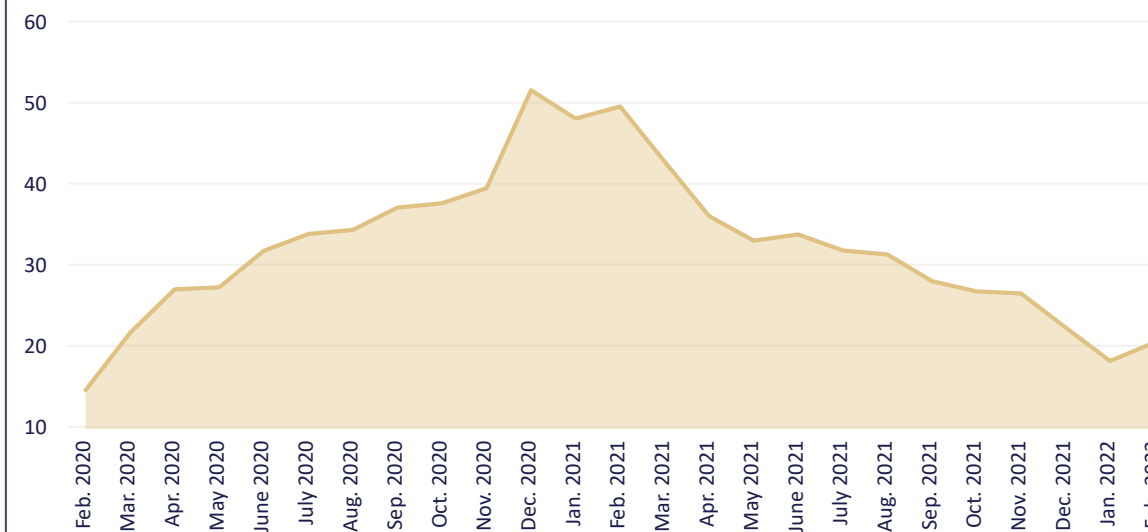
34,207.3 +914.9

Changes from previous month (Bn HUF)

Distribution of M1 by its components (Bn HUF, %) - February 2022

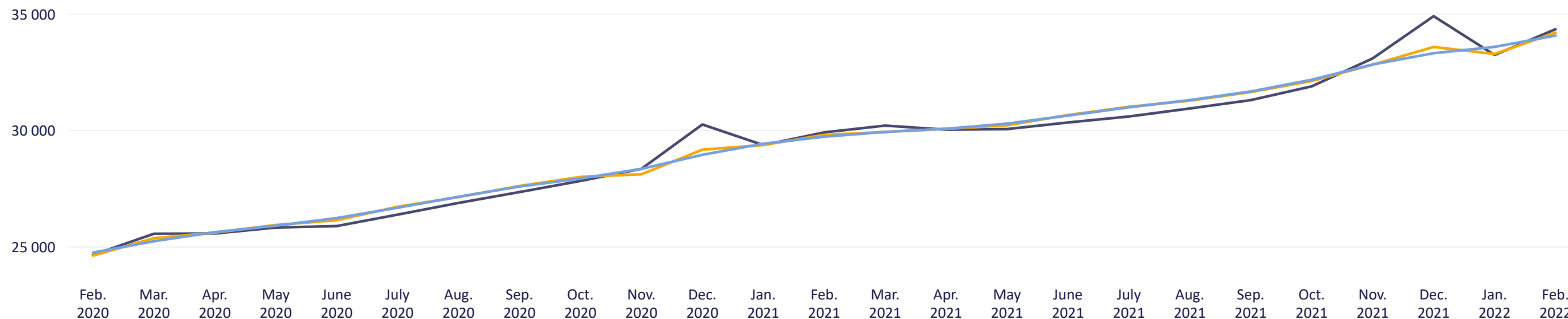


Transaction-based annualised real growth rate of M1 (%)



The original, seasonally adjusted and trend value of M1 (Bn HUF)

Original value Seasonally adjusted value Trend value





Monetary aggregates - M2

M1

M2

M3

Filter

Selected month

February 2022



Original value of M2 (Bn HUF) - February 2022

39,342.8 +1,316.9

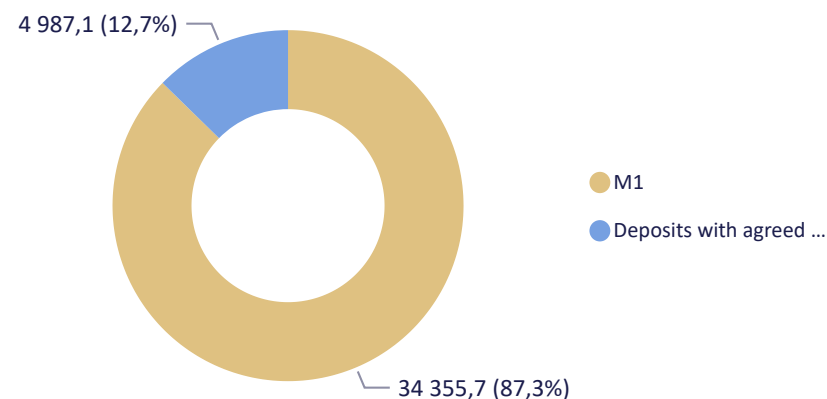
Changes from previous month (Bn HUF)

Seasonally adjusted value of M2 (Bn HUF) - February 2022

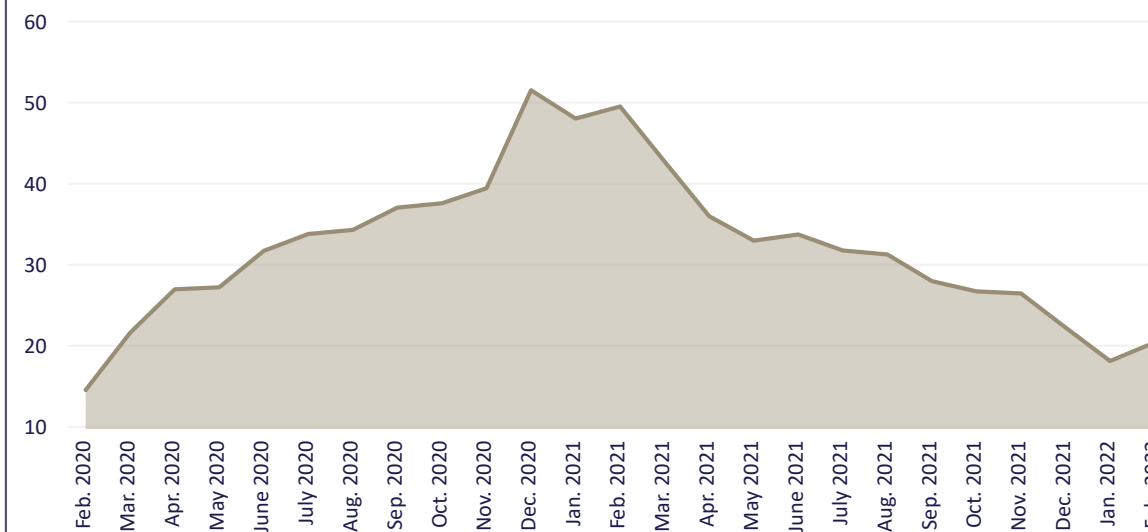
39,171.7 +1,198.2

Changes from previous month (Bn HUF)

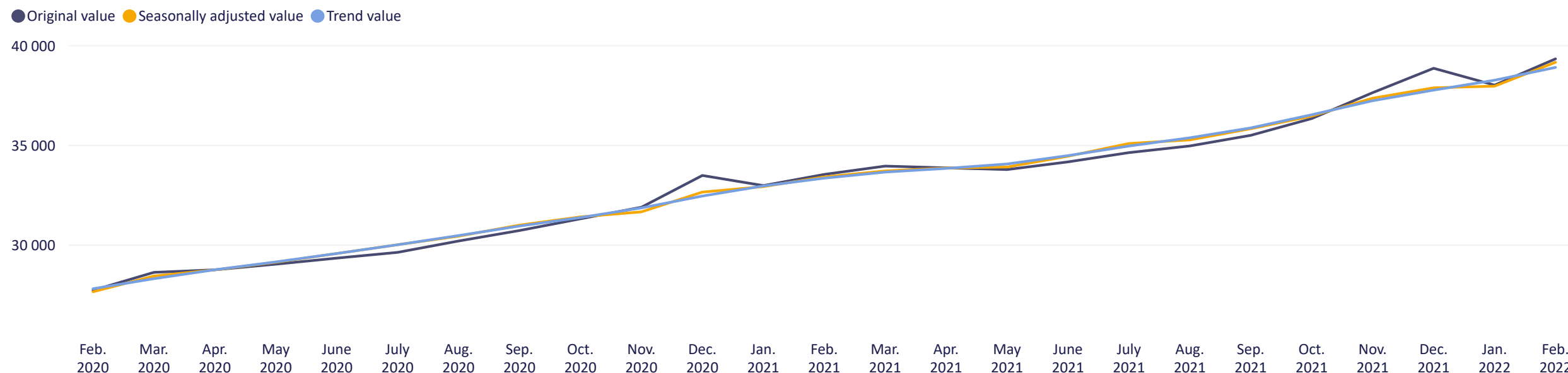
Distribution of M2 by its components (Bn HUF, %) - February 2022



Transaction-based annualised real growth rate of M2 (%)



The original, seasonally adjusted and trend value of M2 (Bn HUF)





Monetary aggregates - M3

M1

M2

M3

Filter

Selected month

February 2022



Original value of M3 (Bn HUF) - February 2022

39,469.4 +1,320.4

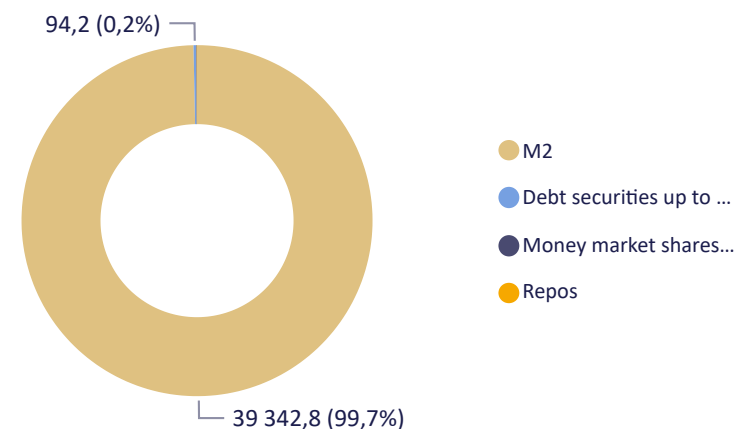
Changes from previous month (Bn HUF)

Seasonally adjusted value of M3 (Bn HUF) - February 2022

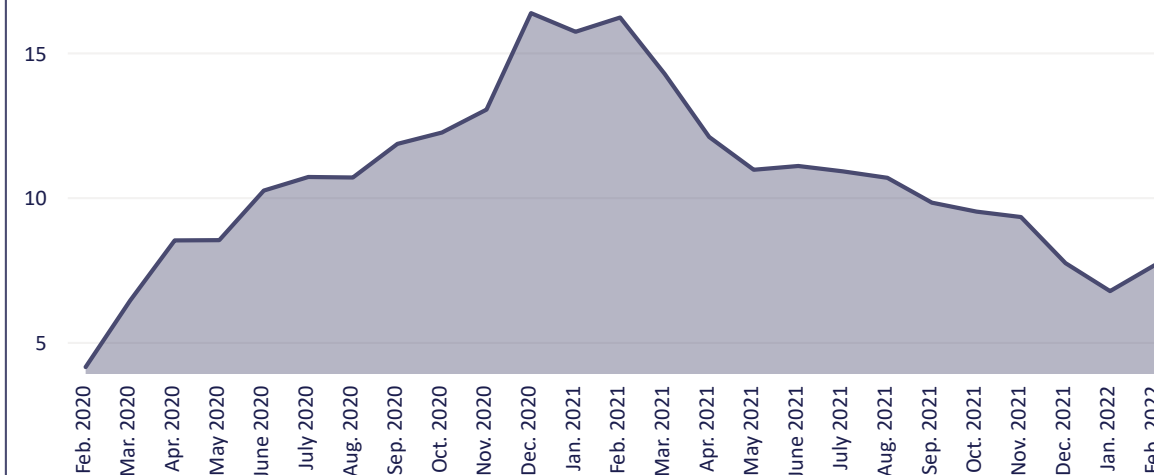
39,377.4 +1,242.8

Changes from previous month (Bn HUF)

Distribution of M3 by its components (Bn HUF, %) - February 2022

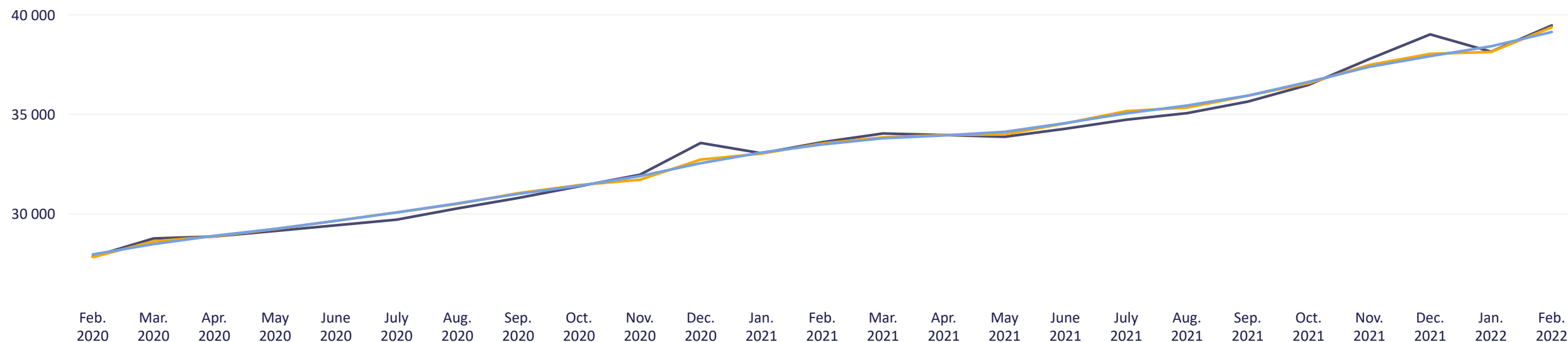


Transaction-based annualised real growth rate of M3 (%)



The original, seasonally adjusted and trend value of M3 (Bn HUF)

Original value Seasonally adjusted value Trend value





Aggregated balance sheet of credit institutions

Debt securities issued by residents other than MFIs and owned by MFIs

Filter

Selected month



February 2022

General government

Non-financial corporations

Financial corporations

Closing stock - General government (Bn HUF) - February 2022

11,054.3 +212.7

Change from previous month (Bn HUF)

Closing stock - General government - HUF (Bn HUF) - February 2022

10,585.0 +211.0

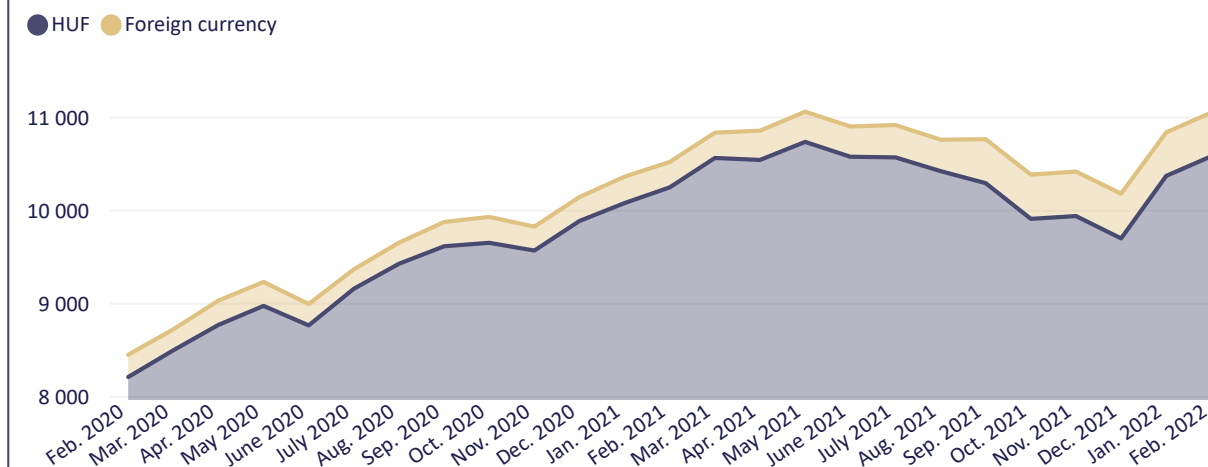
Change from previous month (Bn HUF)

Closing stock - General government - Foreign currency (Bn HUF) - February 2022

469.3 +1.7

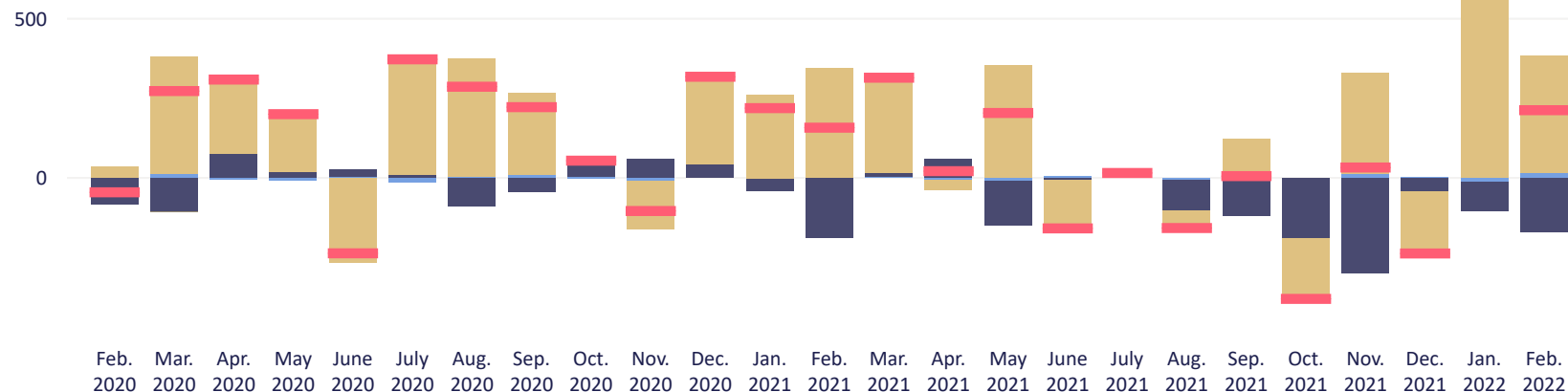
Change from previous month (Bn HUF)

Closing stocks of debt securities issued by the general government (Bn HUF)

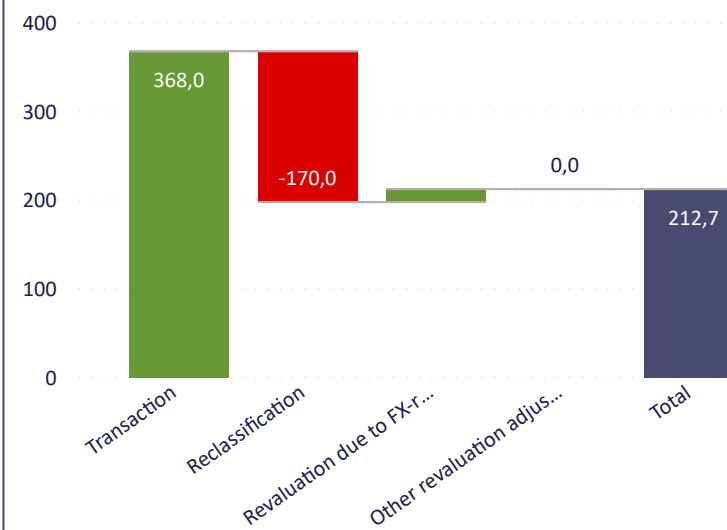


Components of the change in stocks of debt securities issued by the general government (Bn HUF)

Revaluation due to FX-rate change (blue), Reclassification (dark blue), Other revaluation adjustment (grey), Transaction (yellow), Total changes (red)



Components of volume changes - General government - (Bn HUF) - February 2022





Accrued interest on MFI loans and deposits

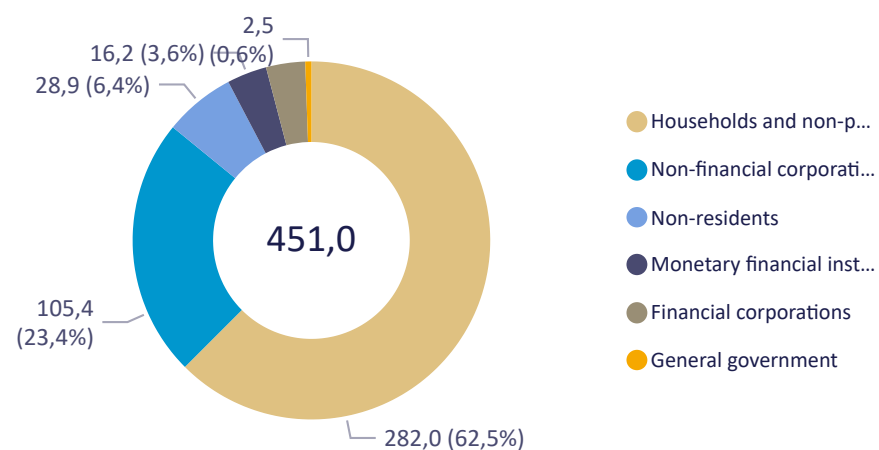
Filter

Selected month

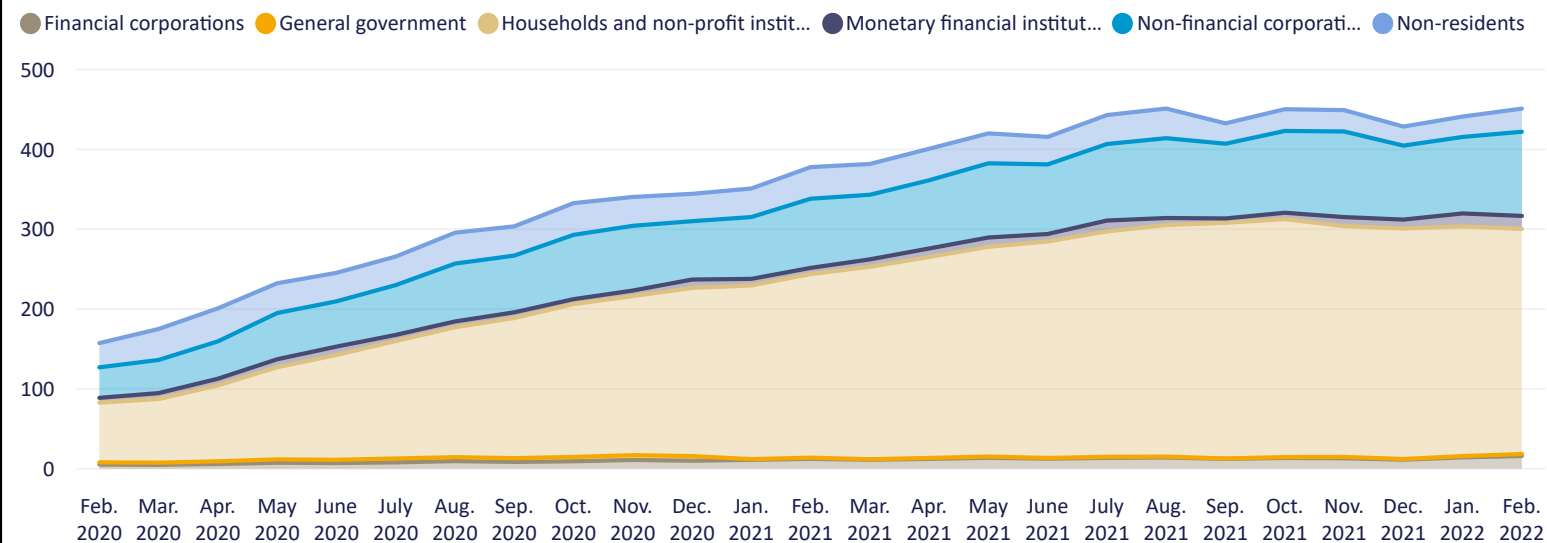
February 2022



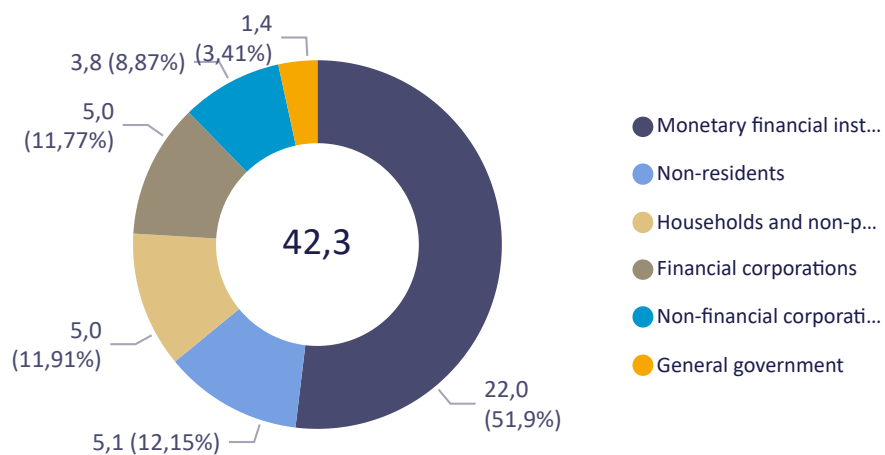
Distribution of accrued interests on loans (Bn HUF) - February 2022



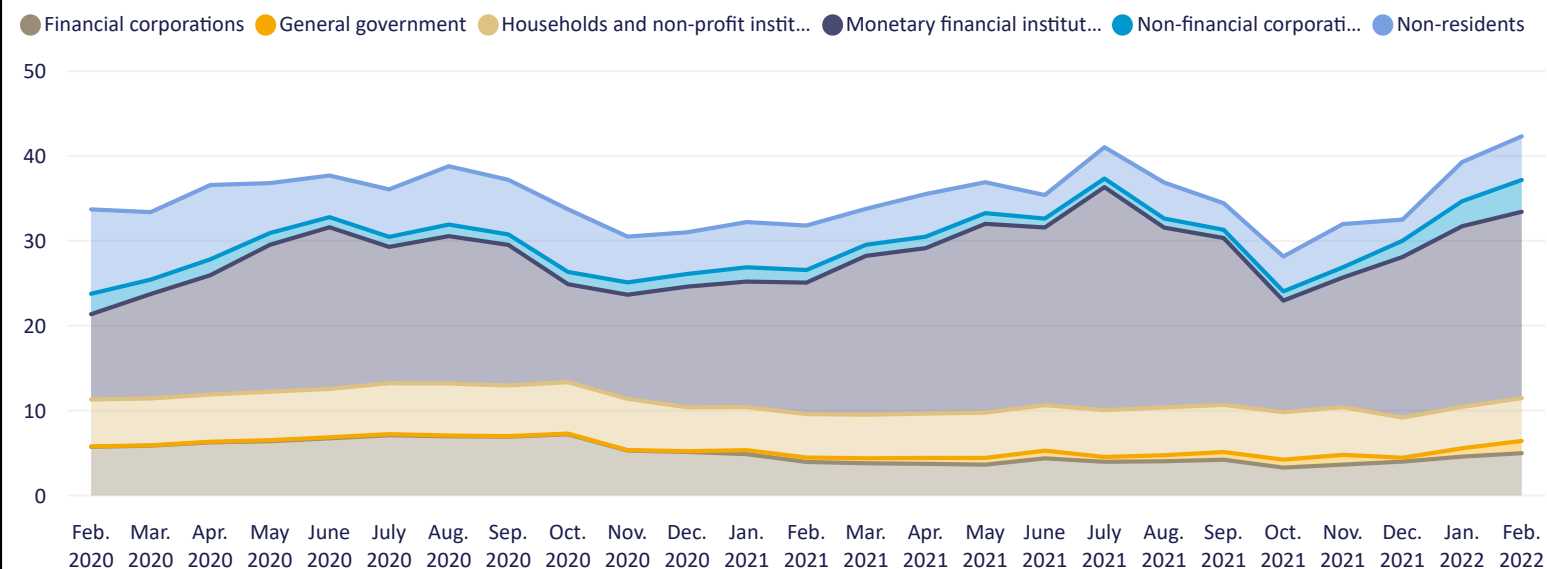
Accrued interests on loans (Bn HUF)



Distribution of accrued interests on deposits (Bn HUF) - February 2022



Accrued interests on deposits (Bn HUF)





Other information

Related time series

Time series



Access to time series on the MNB's website: www.mnb.hu -> EN -> Statistics -> Statistical Data and Information -> Statistical Time
[Statistics](#) -> [Statistical Data and Information](#) -> Statistical Time Series -> X. Monetary and other balance sheet statistics -> Monetary Statistics

Notes on methodology

Methodological notes



Access to methodological notes on the MNB's website: www.mnb.hu -> EN -> Statistics -> Statistical Data and Information -> Methodological notes -> Methodological notes of aggregated balance sheet of credit institutions

Information about the next publication

The next press release will be published on: 05 May, 2022

Publication calendar



Access to Publication calendar on the MNB's website: www.mnb.hu -> EN -> Statistics -> Release calendar for Statistics

Contact information

Magyar Nemzeti Bank
Statistics Directorate

 Tel.: +36 1 428 2600

 Email: sajto@mnbb.hu

