



Press release on aggregated balance sheet of credit institutions

March 2022



Summary



Loans to individuals by the purpose of loans



Loans to and deposits of households and non-financial corporations



Foreign assets and liabilities



Loans to non-financial corporations by economic branches



Loans to non-financial corporations by SME



Loans to and deposits of other financial institutions



Monetary aggregates



Debt securities by sectors



Accrued interests



Other information

Monthly transaction of loans to households (Bn HUF)

34.5



Monthly transaction of households' deposits (Bn HUF)

-185.5



Monthly transaction of loans to non-financial corporations (Bn HUF)

182.8



Monthly transaction of non-financial corporations' deposits (Bn HUF)

35.8



Balance sheet total (Bn HUF)

65,475.9 -1,817.4

Change from previous month (Bn HUF)



Magyar Nemzeti Bank
Statistics Portal

Published: 05 May, 2022

Aggregated balance sheet of credit institutions - March 2022

According to seasonally adjusted data, households and non-financial corporations were net borrowers due to transactions in March 2022. Following an exceptional growth in February, total deposits of the household sector declined in March. By contrast, the stock of non-financial corporations' deposits rose throughout the month.

In March 2022, the stock of **household** loans rose by HUF 36.8 billion in seasonally adjusted terms and by HUF 34.5 billion in seasonally unadjusted terms, due to transactions. According to seasonally unadjusted data, the stock of forint loans increased by HUF 34.5 billion and that of foreign currency loans was largely unchanged.

Due to transactions, total deposits of the household sector rose by HUF 154.5 billion in seasonally adjusted terms and it fell by HUF 185.5 billion in seasonally unadjusted terms. According to seasonally unadjusted data, there were net withdrawals of HUF 212.6 billion from forint deposits and net inflows of HUF 27.1 billion into foreign currency deposits during the period under review.

Due to transactions, outstanding debt of the **non-financial corporate sector** rose by HUF 155.8 billion in seasonally adjusted terms and by HUF 182.8 billion in seasonally unadjusted terms. According to seasonally unadjusted data, the stock of forint loans and foreign currency loans rose by HUF 10.8 billion and HUF 172.0 billion, respectively, due to transactions. Credit institutions' holdings of bonds issued by non-financial corporations fell by HUF 15.6 billion.

Excluding revaluations and other volume changes, the stock of non-financial corporations' deposits rose by HUF 97.1 billion in seasonally adjusted terms and by HUF 35.8 billion in seasonally unadjusted terms. According to seasonally unadjusted data, there were net withdrawals of HUF 47.9 billion from forint deposits and net inflows of HUF 83.7 billion into foreign currency deposits during the period under review.

In March 2022, **foreign liabilities** of credit institutions accounted for 11.3% of the sector's balance sheet total.

Components of monthly stock changes	Opening stocks	Trans- actions	Revaluation due to FX- rate change	Other revaluation adjustments	Reclassifi- cation, other adjustments	Total changes	Closing stocks
☐ Total assets	67 293,4	-1 564,6	5,7	317,6	-576,2	-1 817,4	65 475,9
☐ 1. Non-financial corporations	11 477,9	167,2	-4,9	-21,8	-193,6	-53,1	11 424,8
1.1 HUF loans	6 493,1	10,8	0,0	-0,8	-133,3	-123,3	6 369,8
1.2 FX loans	3 859,8	172,0	-4,9	-0,2	-49,0	117,8	3 977,6
1.3 Securities other than shares	1 124,9	-15,6	0,0	-20,7	-11,2	-47,6	1 077,3
⊕ 2. Other financial corporations	1 899,5	-38,6	-0,2	-1,4	0,4	-39,9	1 859,7
⊕ 3. Central government	11 411,9	681,4	-2,7	-288,7	-49,7	340,3	11 752,2
⊕ 4. Local governments	165,5	-9,8	0,0	0,0	0,0	-9,8	155,7
☐ 5. Households	9 366,0	34,5	0,0	-3,2	-154,2	-122,9	9 243,1
5.1 HUF loans	9 337,0	34,5	0,0	-3,1	-153,0	-121,7	9 215,3
5.2 FX loans	29,0	0,1	0,0	-0,1	-1,2	-1,2	27,8
⊕ 6. Non-residents	8 929,0	92,7	16,6	-20,2	-67,3	21,8	8 950,9
⊕ 7. Remaining assets	24 043,5	-2 491,9	-2,9	652,9	-111,9	-1 953,8	22 089,7
☐ Total liabilities	67 293,4	-1 564,6	5,7	317,6	-576,2	-1 817,4	65 475,9
☐ 8. Non-financial corporations	13 853,6	35,8	-1,1	0,0	-189,8	-155,1	13 698,5
8.1 HUF deposits	9 373,6	-47,9	0,0	0,0	-114,7	-162,6	9 211,0
8.2 FX deposits	4 480,0	83,7	-1,1	0,0	-75,2	7,5	4 487,5
⊕ 9. Other financial corporations	4 014,9	-20,1	1,1	0,0	-3,5	-22,5	3 992,4
⊕ 10. Central government	1 051,1	0,0	0,1	0,0	-0,7	-0,6	1 050,5
⊕ 11. Local governments	1 019,2	242,6	0,0	0,0	-5,2	237,4	1 256,5
☐ 12. Households	13 551,1	-185,5	0,0	0,0	-101,2	-286,6	13 264,4
12.1 HUF deposits	11 565,6	-212,6	0,0	0,0	-72,8	-285,4	11 280,2
12.2 FX deposits	1 985,5	27,1	0,0	0,0	-28,4	-1,2	1 984,3
⊕ 13. Debt securities issued (held by residents)	2 878,5	29,7	-0,1	-60,9	0,0	-31,4	2 847,1
⊕ 14. Non-residents	9 618,9	-2 163,8	20,2	-14,9	-74,5	-2 233,0	7 385,8
⊕ 15. Remaining liabilities	21 306,1	496,8	-14,4	393,4	-201,3	674,5	21 980,5

* Stocks of Sberbank Magyarország Zrt. under liquidation were derecognised by reclassification and other adjustments from stocks of credit institutions.



Filter Selected month ✕ i

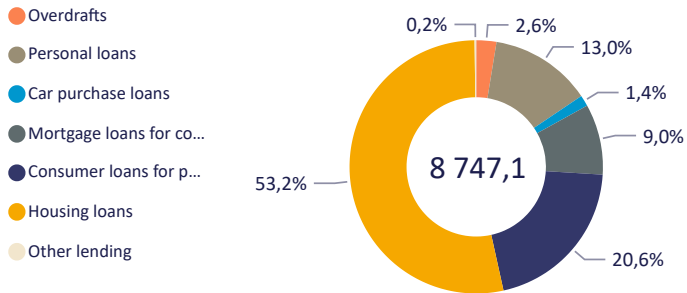
March 2022

Loans to individuals by the purpose of loan

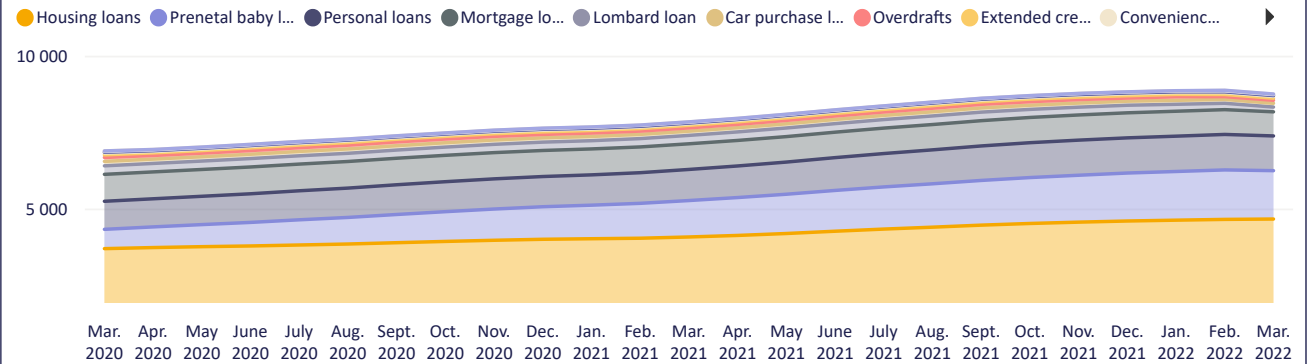
Monthly stocks by the purpose of loan

Overdrafts	Personal loans	Car purchase loans	Mortgage loans for consumption purpose	Consumer loans for purchase of goods	Housing loans	Other lending
224,8	1 135,8	123,3	788,7	1 798,4	4 657,5	243,4

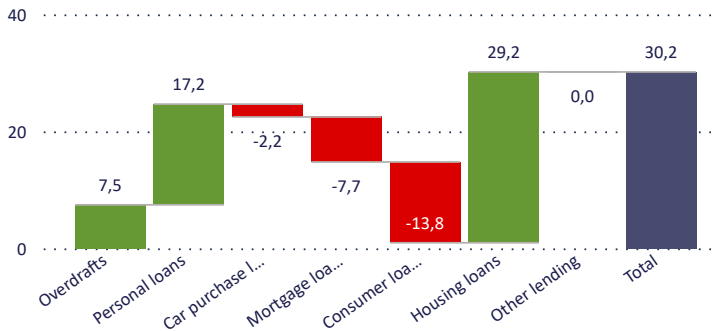
Distribution of stock at the end of the month by the purpose of loan (Bn HUF, %) - March 2022



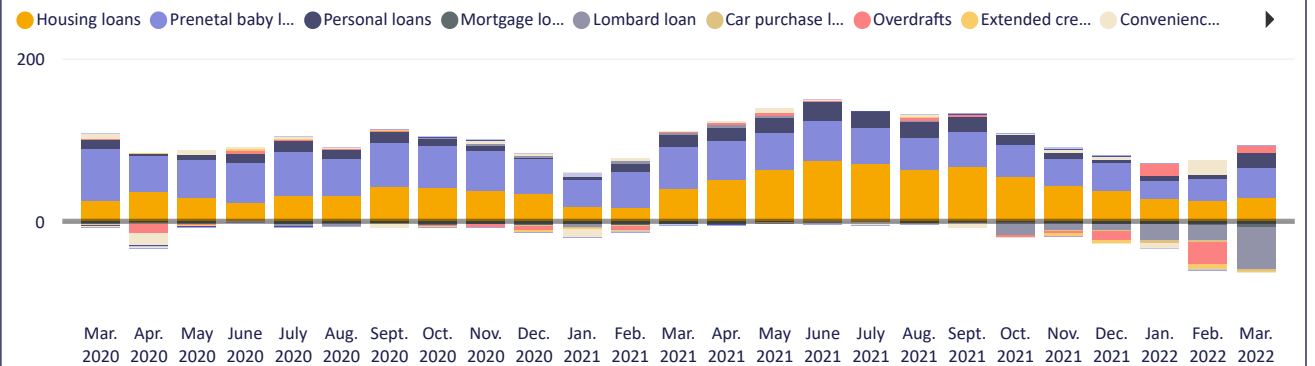
Loans to individuals - Stock at the end of the month (Bn HUF)



Monthly transactions by the purpose of loan (Bn HUF) - March 2022



Loans to individuals - Monthly transactions (Bn HUF)





Aggregated balance sheet of credit institutions

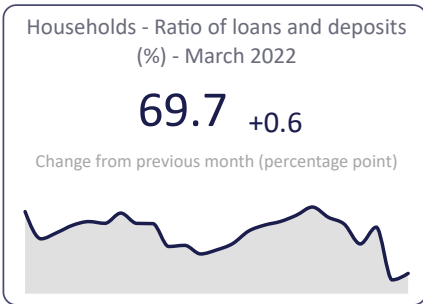
Loans to and deposits of households and non-financial corporations

Stocks, transactions | Annualized growth rate

Filter: March 2020 - March 2022

Households | Non-financial corporations

Total | HUF | Foreign currency



Households - Original value of the monthly transaction of loans (Bn HUF) - March 2022

34.5

Households - Seasonally adjusted value of the monthly transaction of loans (Bn HUF) - March 2022

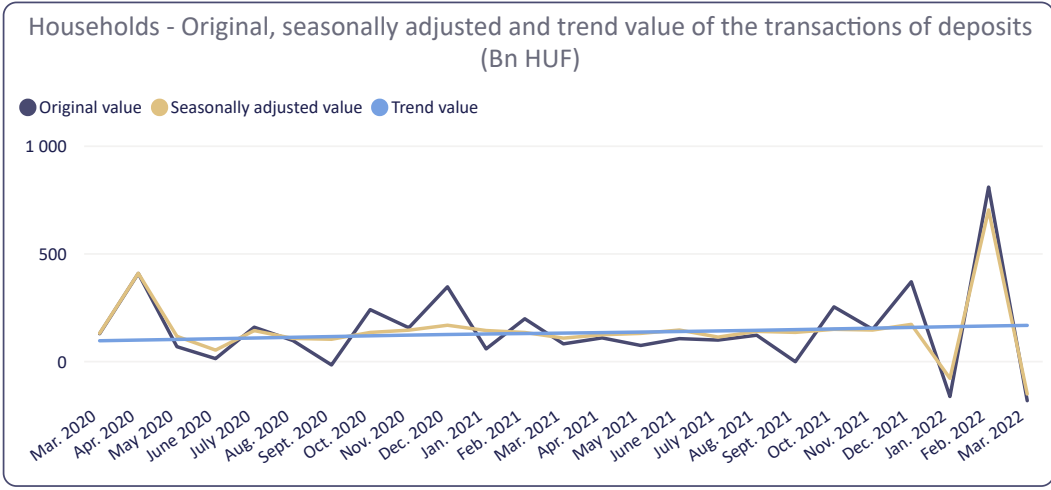
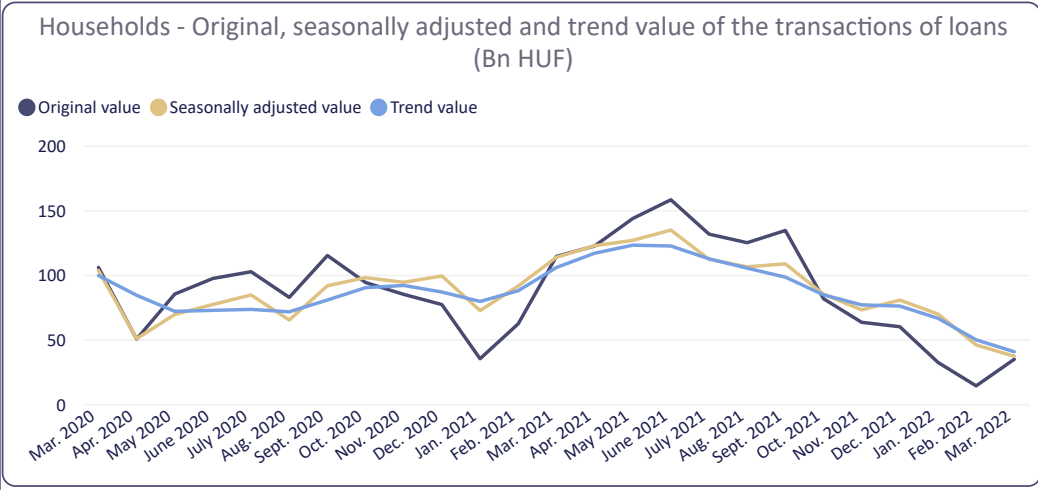
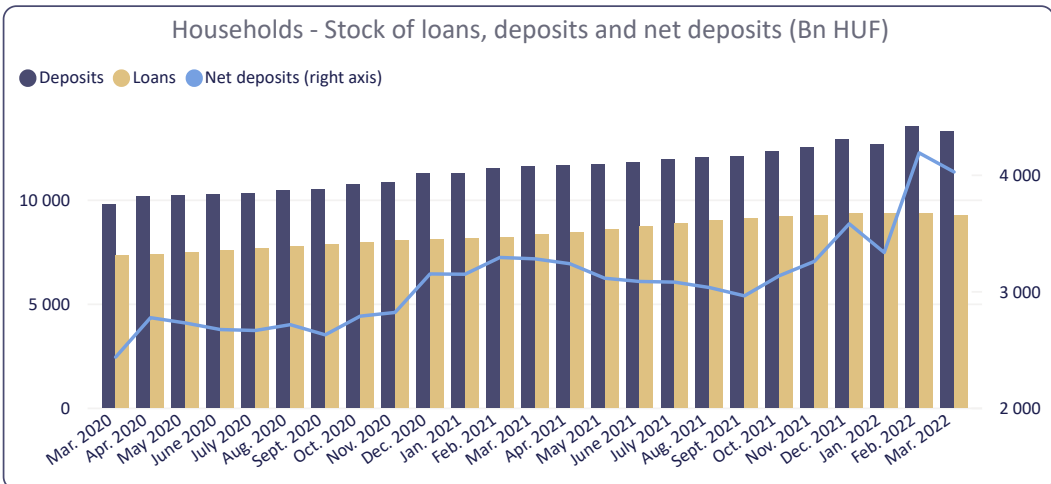
36.8

Households - Original value of the monthly transaction of deposits (Bn HUF) - March 2022

-185.5

Households - Seasonally adjusted value of the monthly transaction of deposits (Bn HUF) - March 2022

-154.5





Aggregated balance sheet of credit institutions

Loans to and deposits of households and non-financial corporations

Stocks, transactions | Annualized growth rate

Filter March 2020 - March 2022

Households | **Non-financial corporations**

Total | HUF | Foreign currency

Non-financial corporations - Ratio of loans and deposits (%) - March 2022

75.5 +0.8

Change from previous month (percentage point)

Non-financial corporations - Original value of the monthly transaction of loans (Bn HUF) - March 2022

182.8

Non-financial corporations - Seasonally adjusted value of the monthly transaction of loans (Bn HUF) - March 2022

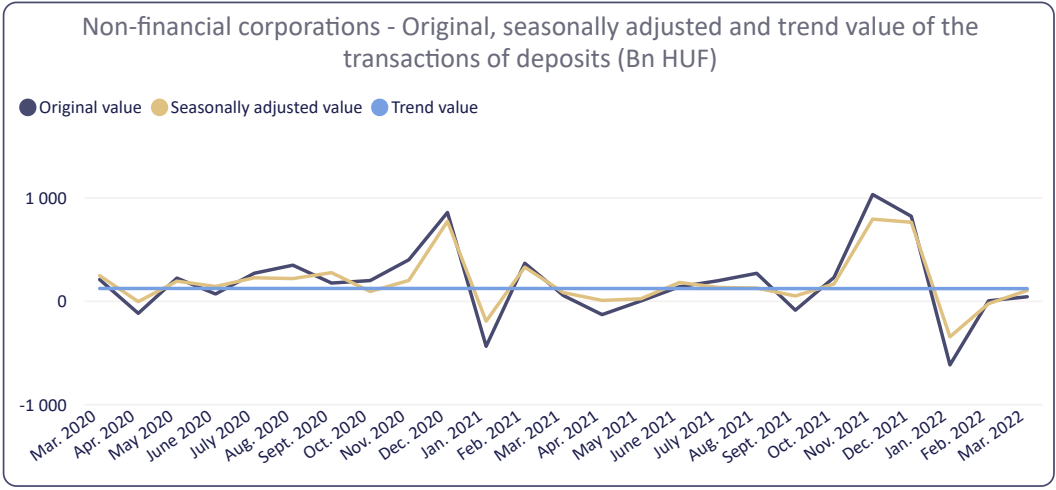
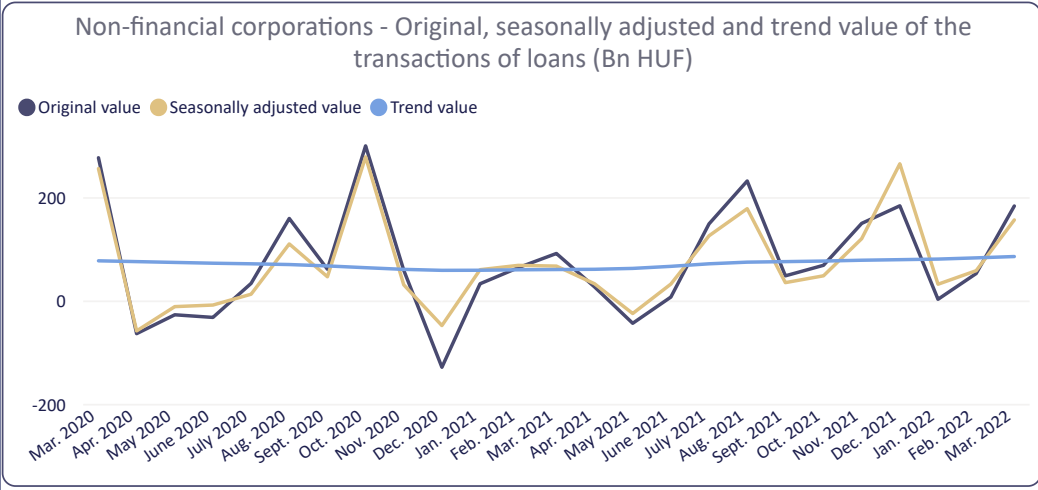
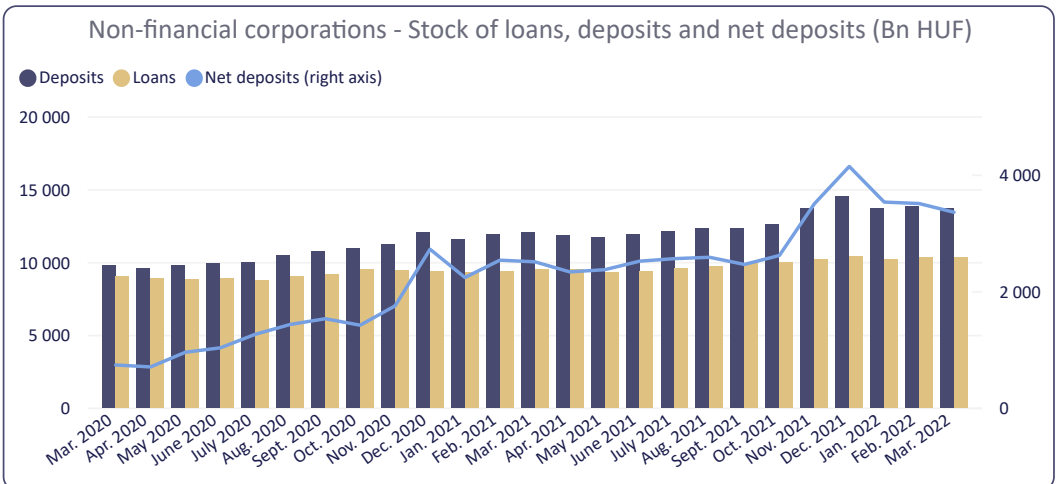
155.8

Non-financial corporations - Original value of the monthly transaction of deposits (Bn HUF) - March 2022

35.8

Non-financial corporations - Seasonally adjusted value of the monthly transaction of deposits (Bn HUF) - March 2022

97.1



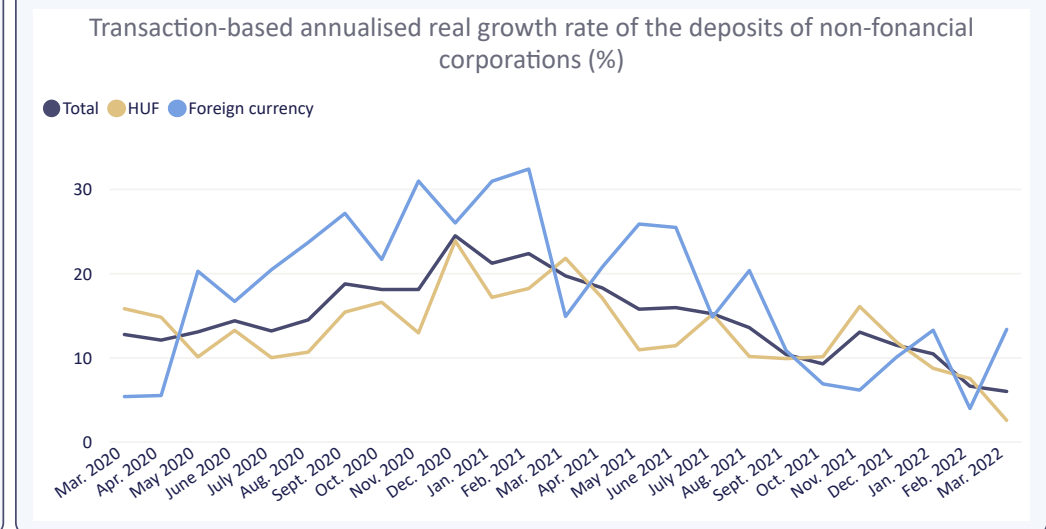
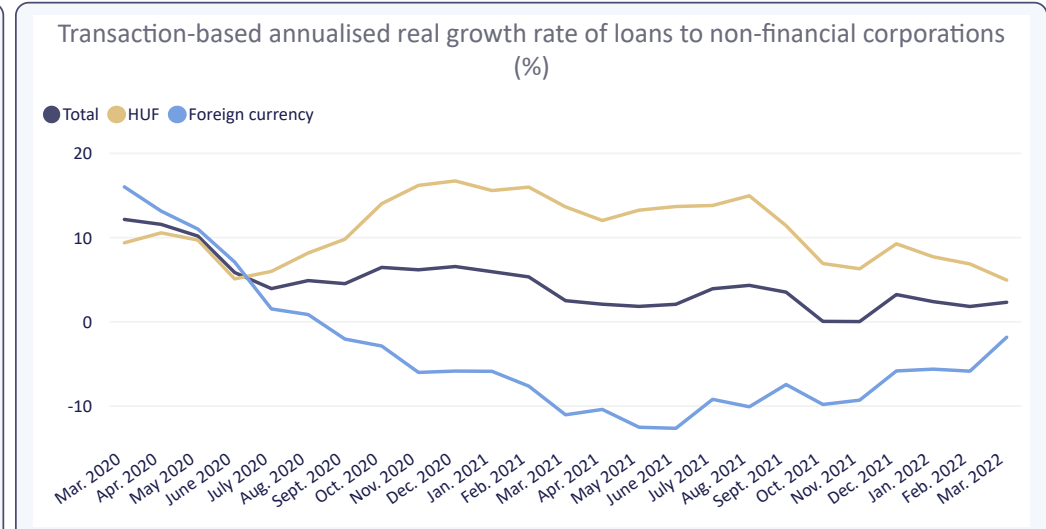
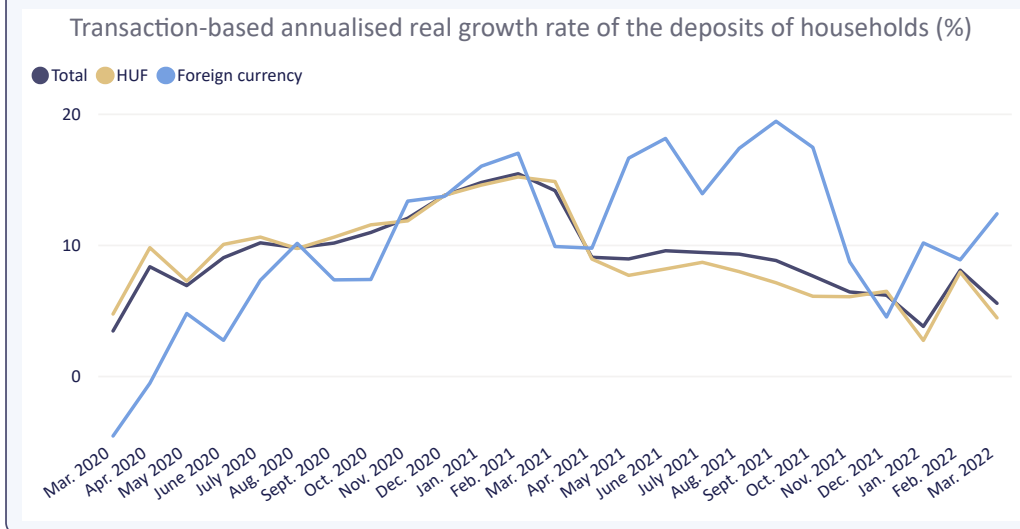
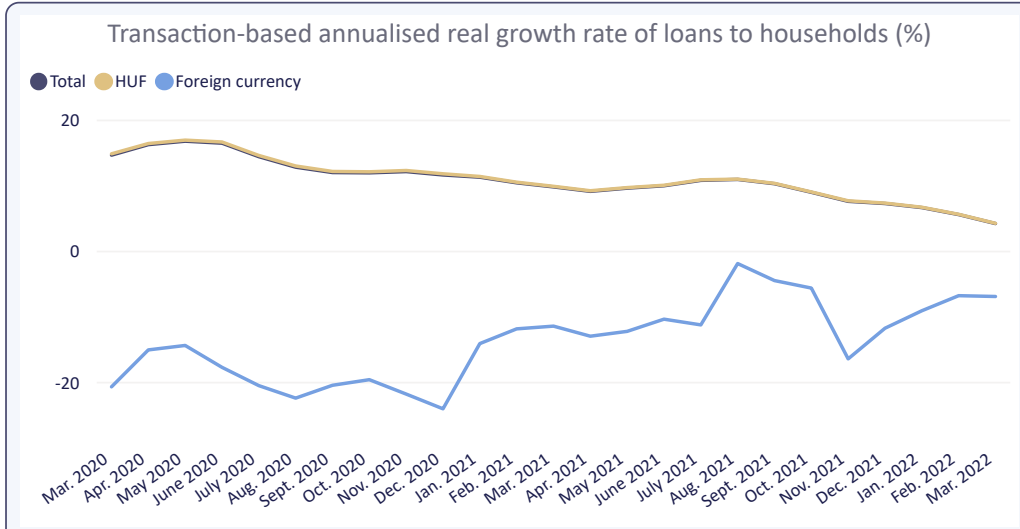


Aggregated balance sheet of credit institutions

Transaction-based annualised real growth rate of households' and non-financial corporations' loans and deposits

Stocks, transactions | Annualised growth rate

Filter | March 2020 - March 2022

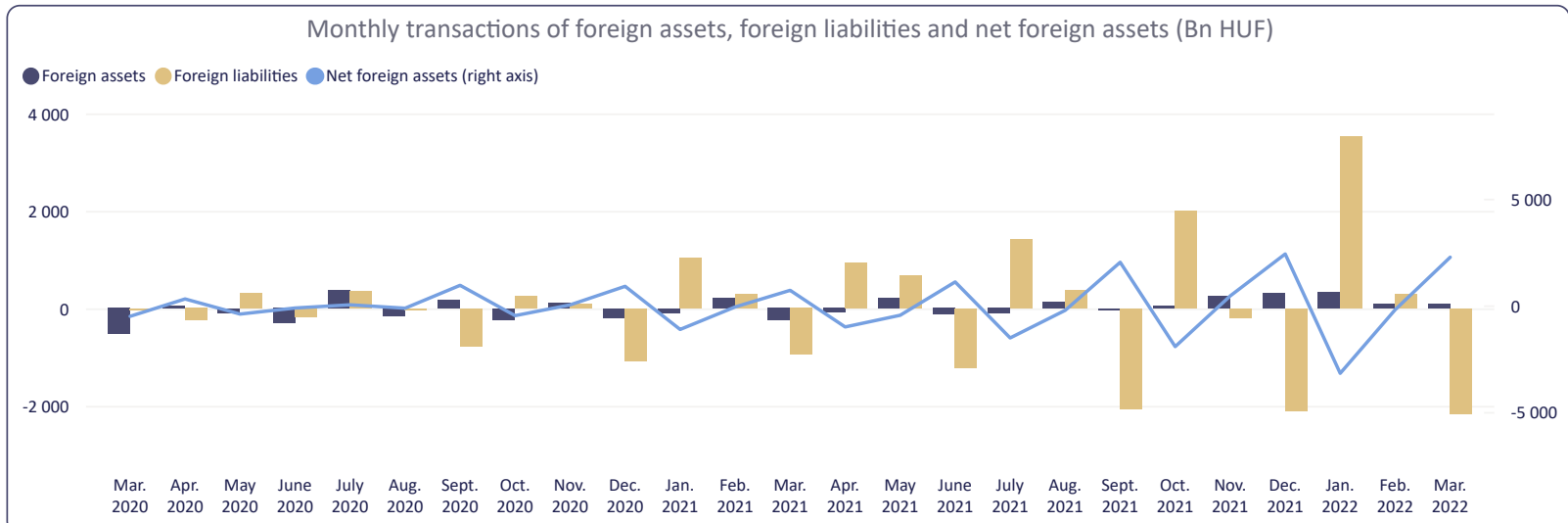
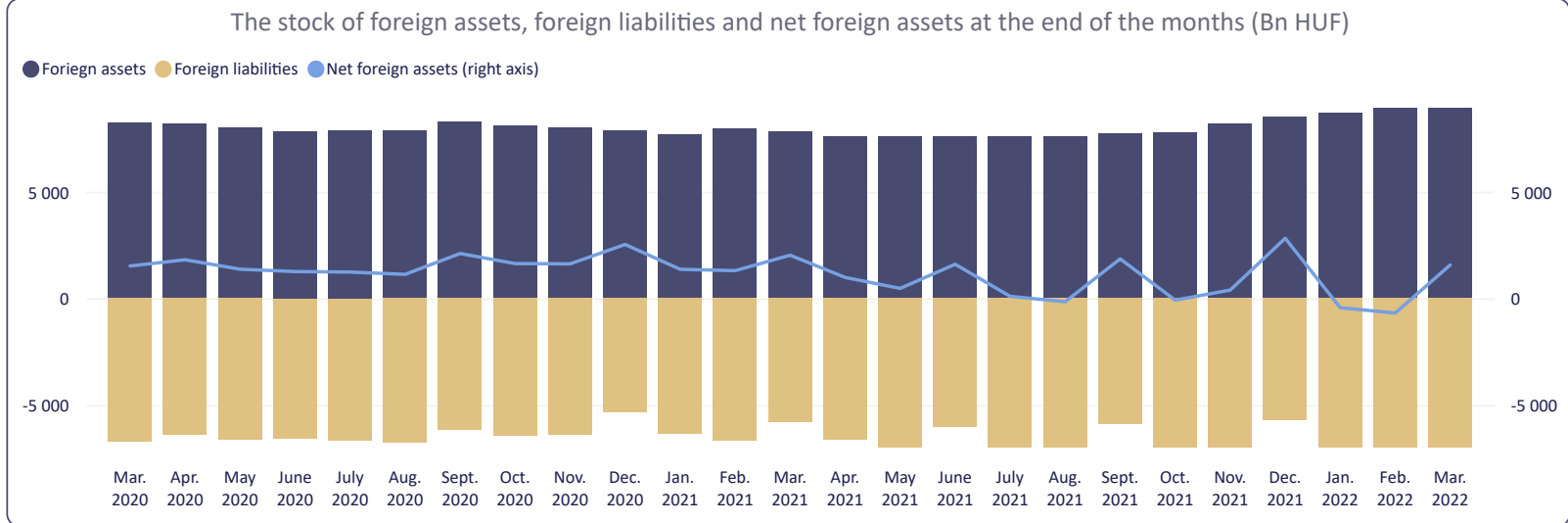
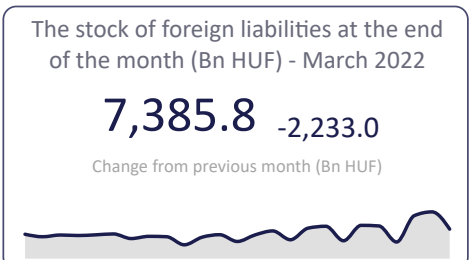
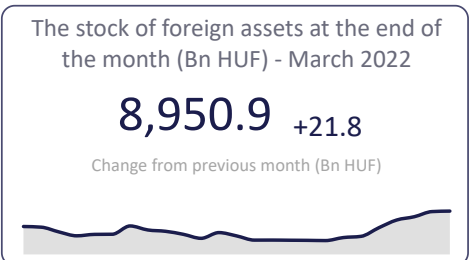
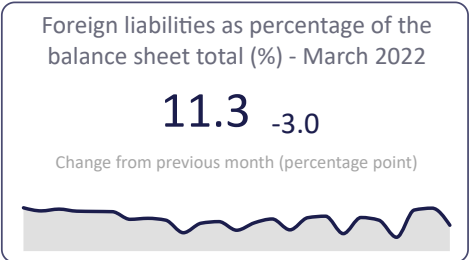
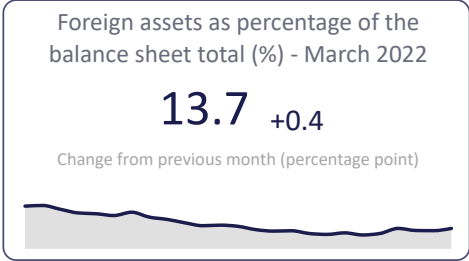




Filter March 2020 - March 2022



Foreign assets and liabilities



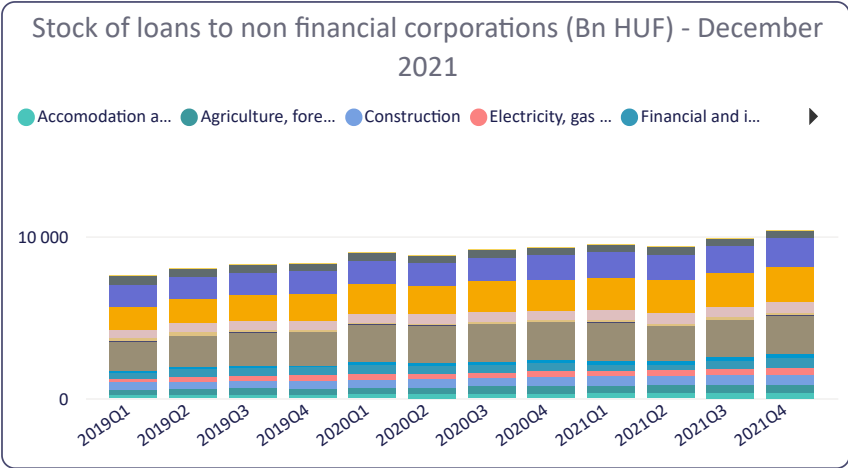
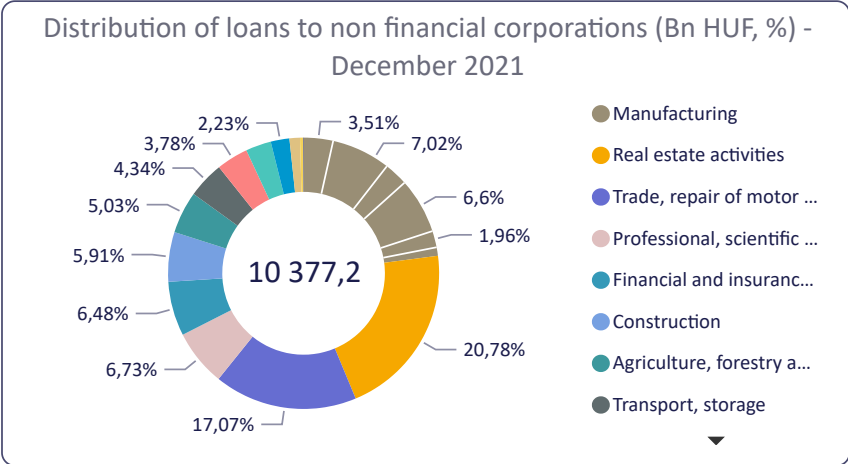
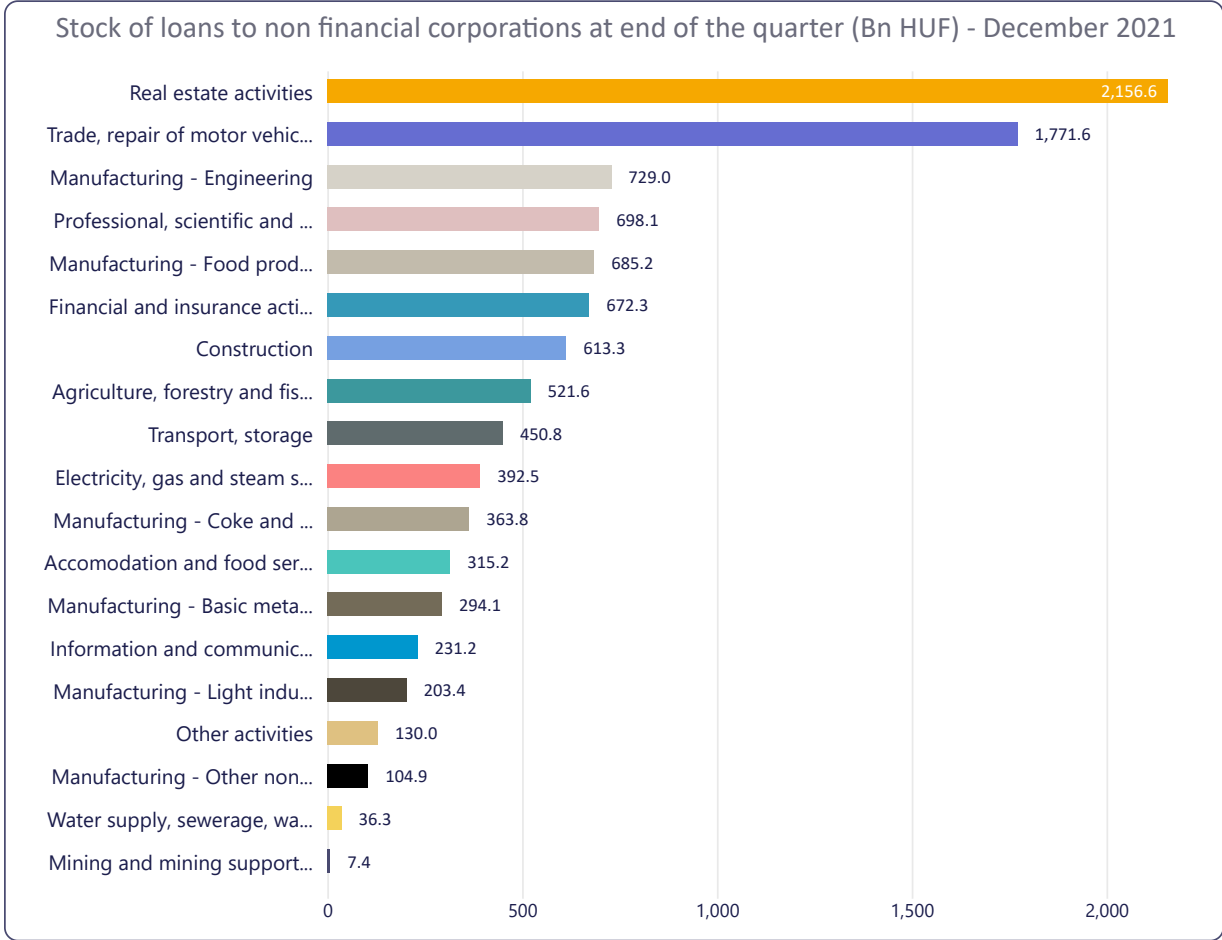


Filter End of quarter December 2021



Loans to non-financial corporations by economic branches

HUF
Foreign currency
Overdrafts
Up to 1 year
Over 1 year



* Stocks for the end of the current quarter are published with data for the first month after the end of the quarter.





Filter

End of quarter

December 2021



Loans to non-financial corporations by SME breakdown

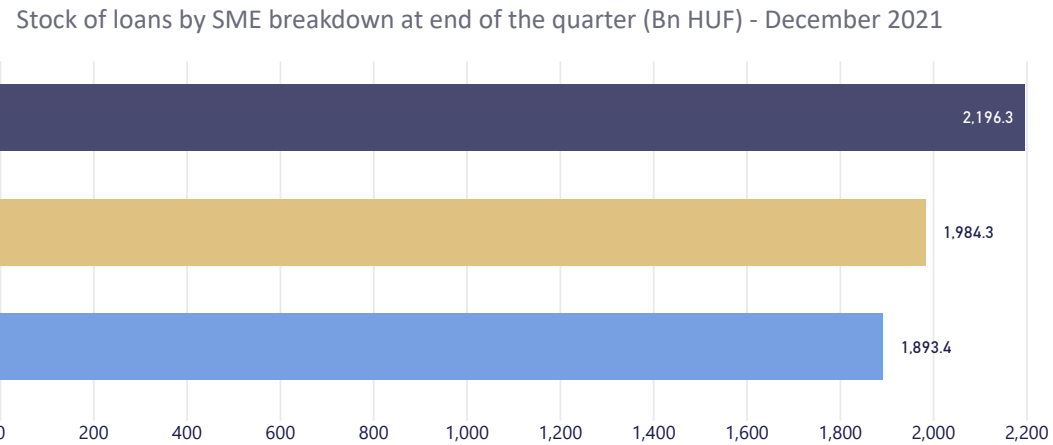
HUF

Foreign currency

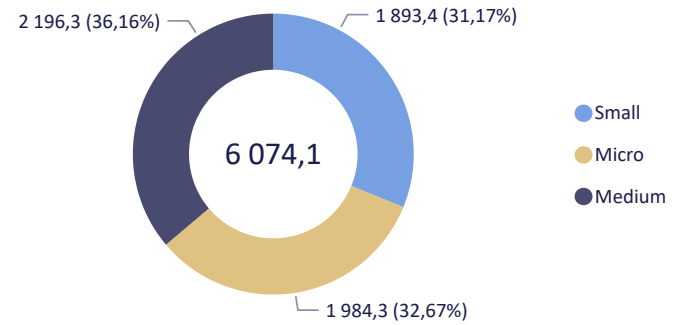
Overdrafts

Up to 1 year

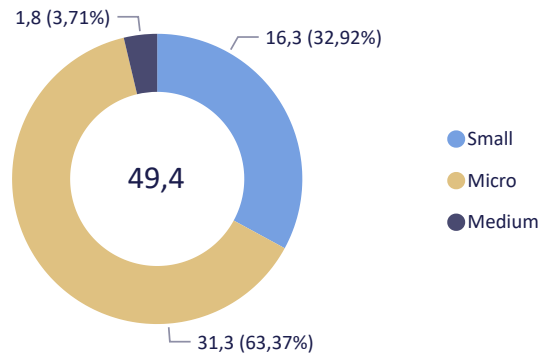
Over 1 year



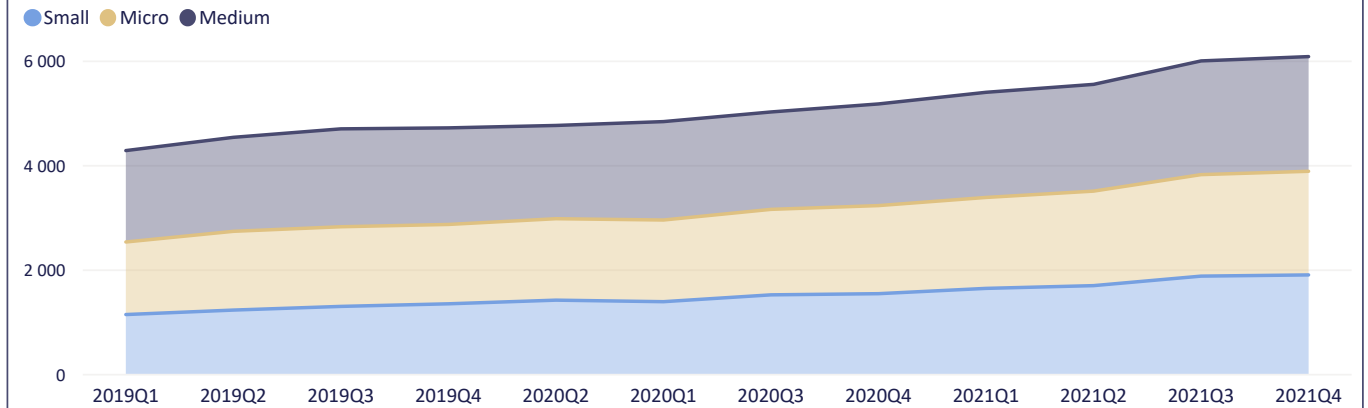
Distribution of loans by SME breakdown (Bn HUF, %) - December 2021



Transaction of loans by SME breakdown (Bn HUF, %) - 4th quarter of 2021



Stock of loans by SME breakdown (Bn HUF)



* Stocks for the end and transactions of the current quarter are published with data for the first month after the end of the quarter.



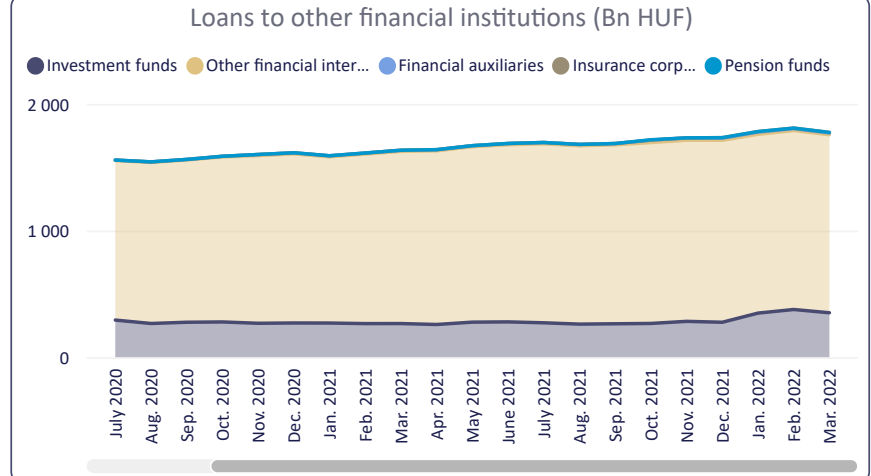
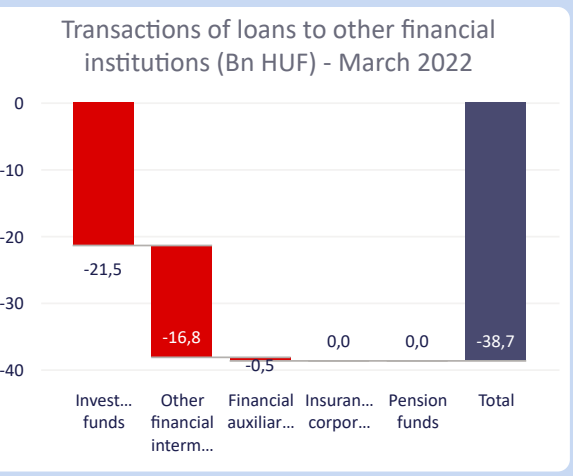
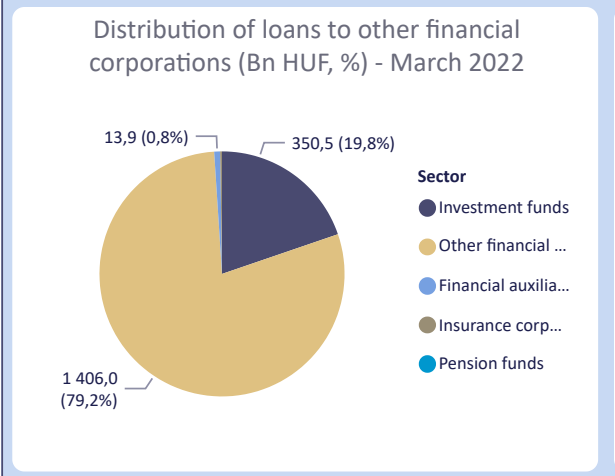
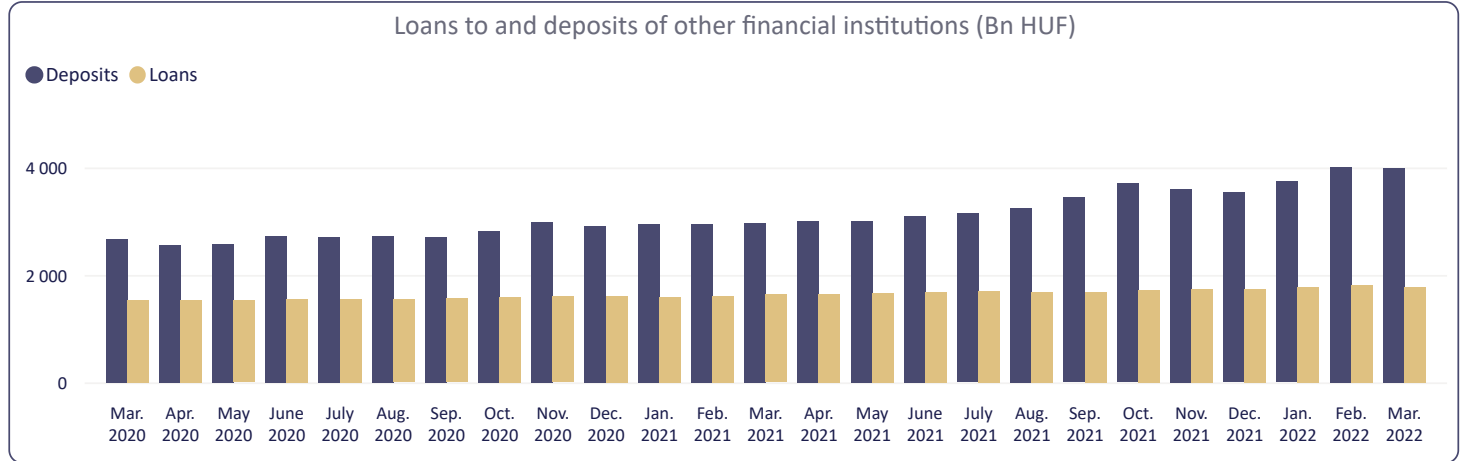
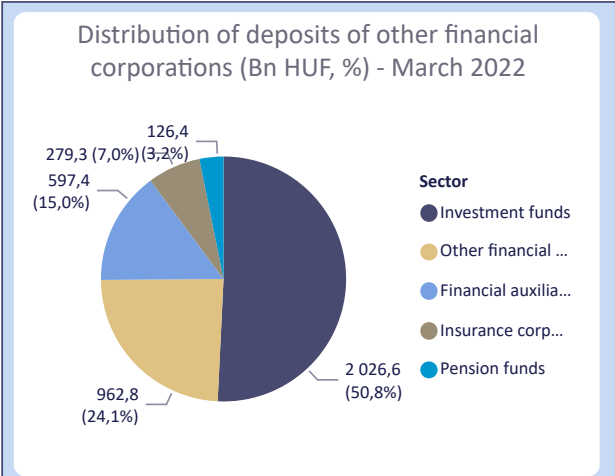


Filter Selected month ✕ i

March 2022

Other financial institutions' loans and deposits

- Investment funds
- Other financial intermediaries
- Financial auxiliaries
- Insurance corporations
- Pension funds
- HUF
- Foreign currency





Monetary aggregates - M1

M1 M2 M3

Filter Selected month
March 2022



Original value of M1 (Bn HUF) - March 2022

34,384.5 -156.2

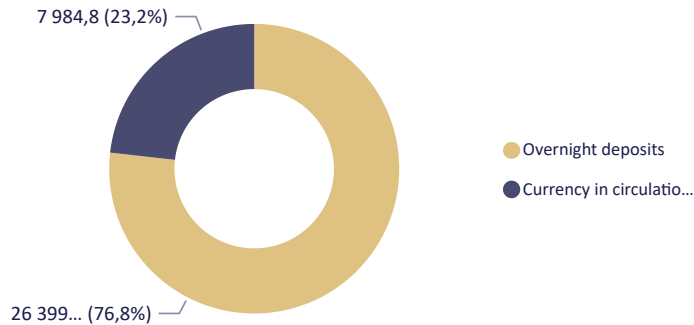
Changes from previous month (Bn HUF)

Seasonally adjusted value of M1 (Bn HUF) - March 2022

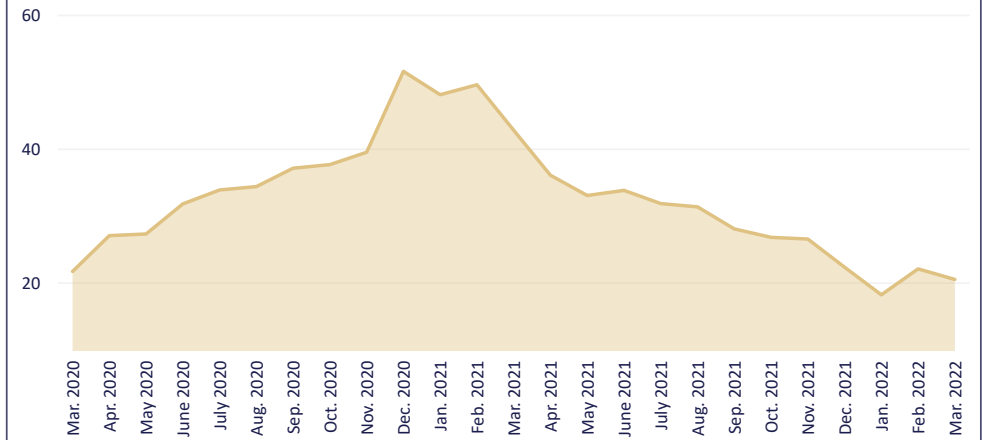
34,143.1 -109.4

Changes from previous month (Bn HUF)

Distribution of M1 by its components (Bn HUF, %) - March 2022

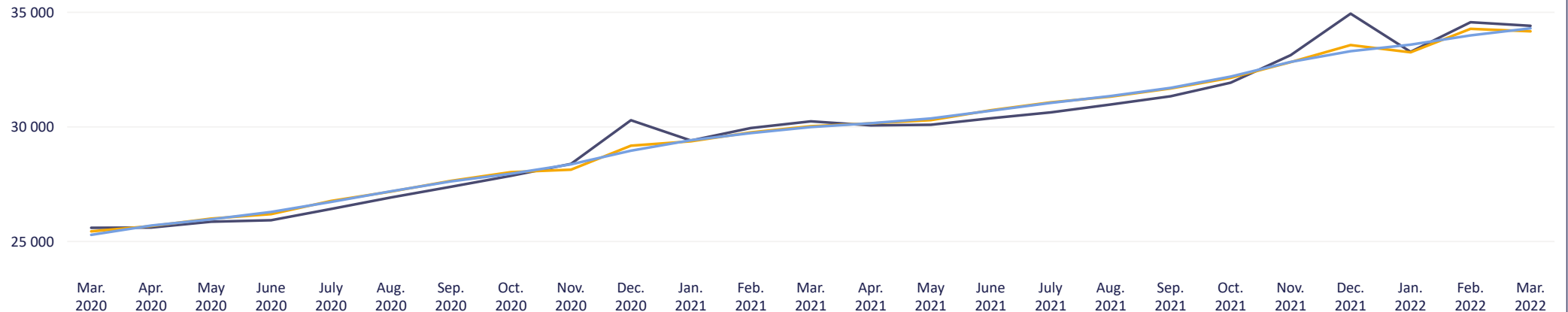


Transaction-based annualised real growth rate of M1 (%)



The original, seasonally adjusted and trend value of M1 (Bn HUF)

Original value Seasonally adjusted value Trend value





Monetary aggregates - M2

M1 M2 M3

Filter Selected month
March 2022



Original value of M2 (Bn HUF) - March 2022

39,601.6

+73.8

Changes from previous month (Bn HUF)

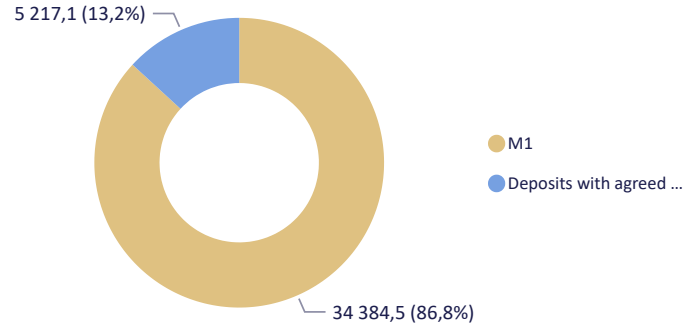
Seasonally adjusted value of M2 (Bn HUF) - March 2022

39,319.3

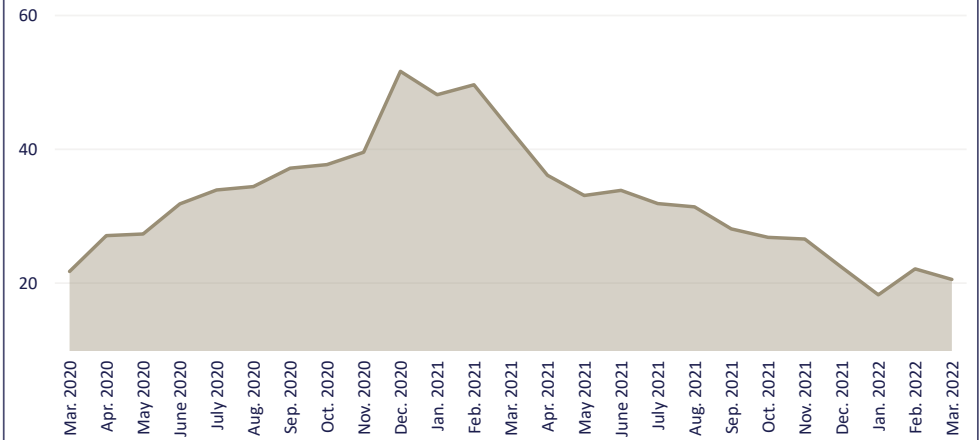
+6.2

Changes from previous month (Bn HUF)

Distribution of M2 by its components (Bn HUF, %) - March 2022

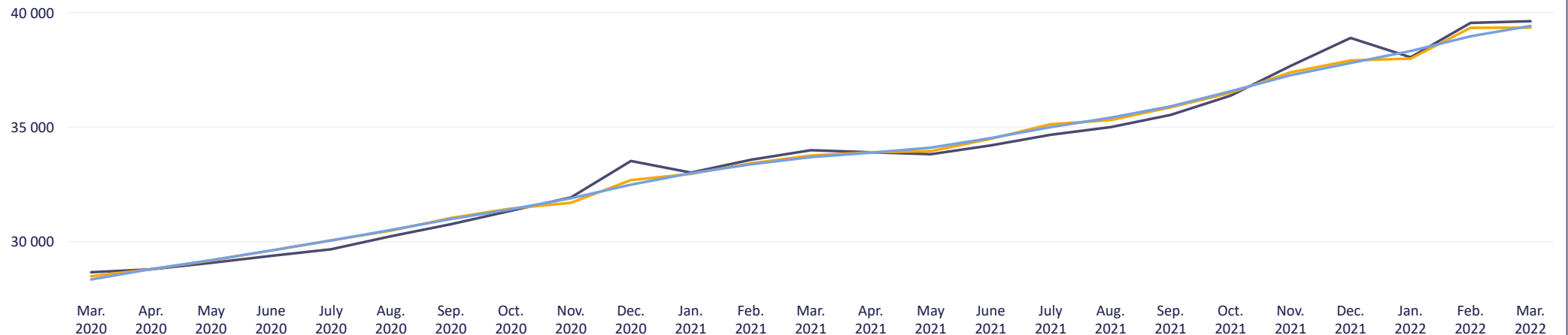


Transaction-based annualised real growth rate of M2 (%)



The original, seasonally adjusted and trend value of M2 (Bn HUF)

Original value Seasonally adjusted value Trend value





Monetary aggregates - M3

M1 M2 **M3**

Filter Selected month ✕ i

March 2022

Original value of M3 (Bn HUF) - March 2022

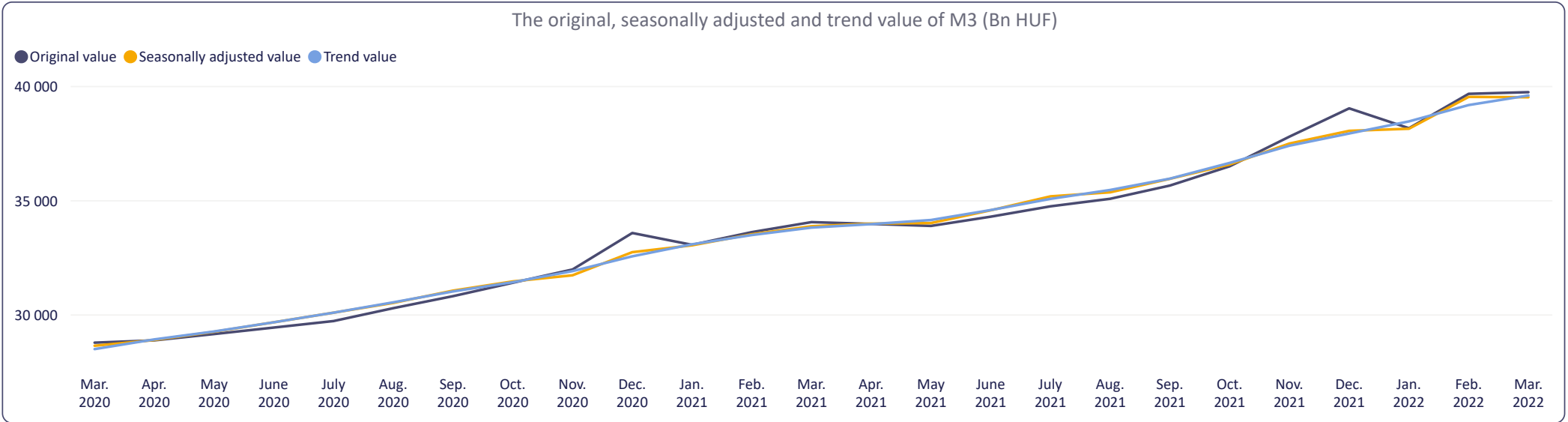
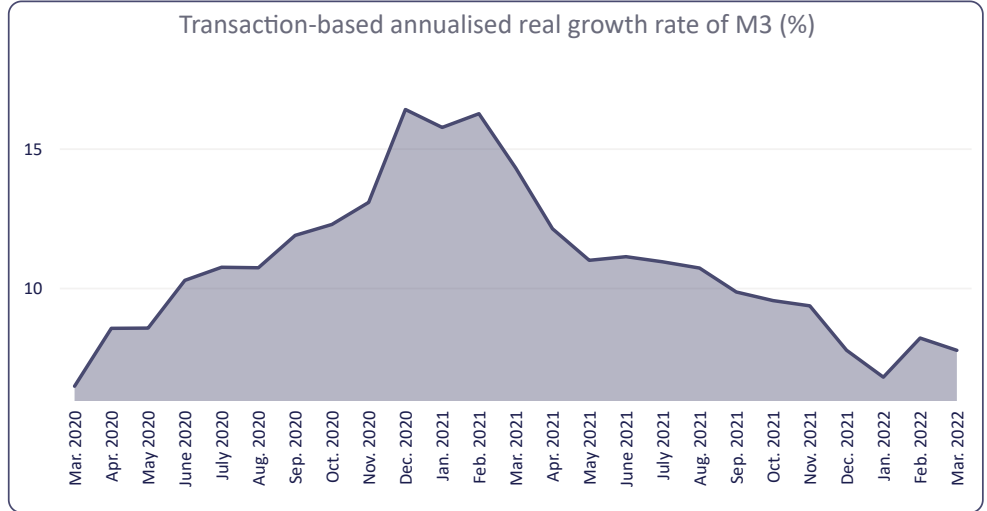
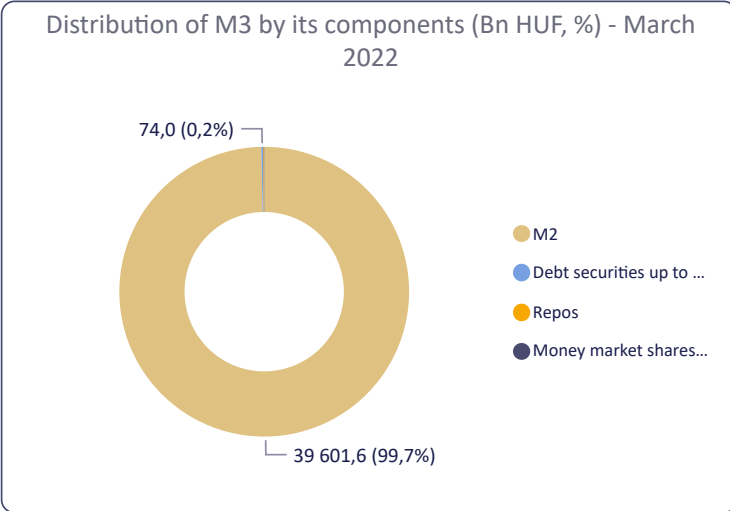
39,726.4 +72.1

Changes from previous month (Bn HUF)

Seasonally adjusted value of M3 (Bn HUF) - March 2022

39,503.4 -16.4

Changes from previous month (Bn HUF)





Aggregated balance sheet of credit institutions

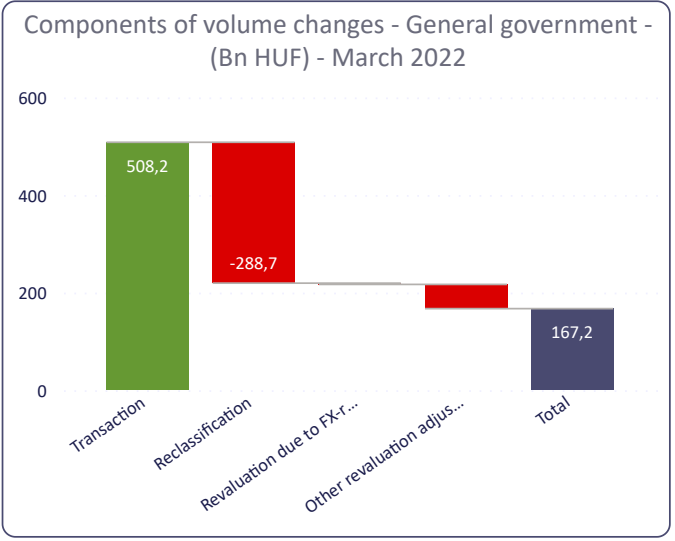
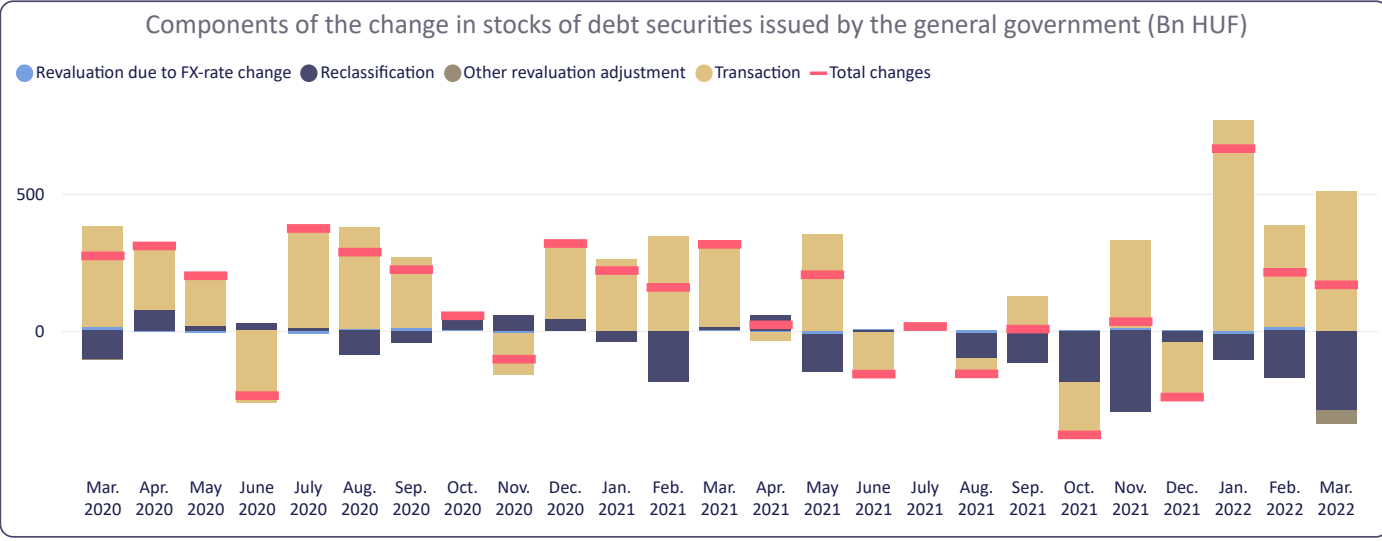
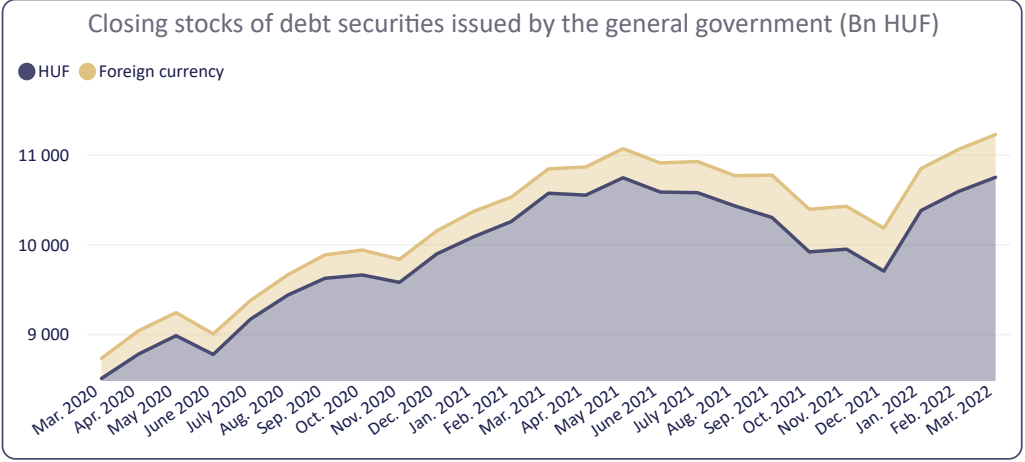
Debt securities issued by residents other than MFIs and owned by MFIs

Filter Selected month ▼ ✕ i

March 2022 ▼

General government | Non-financial corporations | Financial corporations

<p>Closing stock - General government (Bn HUF) - March 2022</p> <p>11,221.5 +167.2</p> <p>Change from previous month (Bn HUF)</p>	<p>Closing stock - General government - HUF (Bn HUF) - March 2022</p> <p>10,744.4 +159.4</p> <p>Change from previous month (Bn HUF)</p>	<p>Closing stock - General government - Foreign currency (Bn HUF) - March 2022</p> <p>477.1 +7.8</p> <p>Change from previous month (Bn HUF)</p>
--	--	--

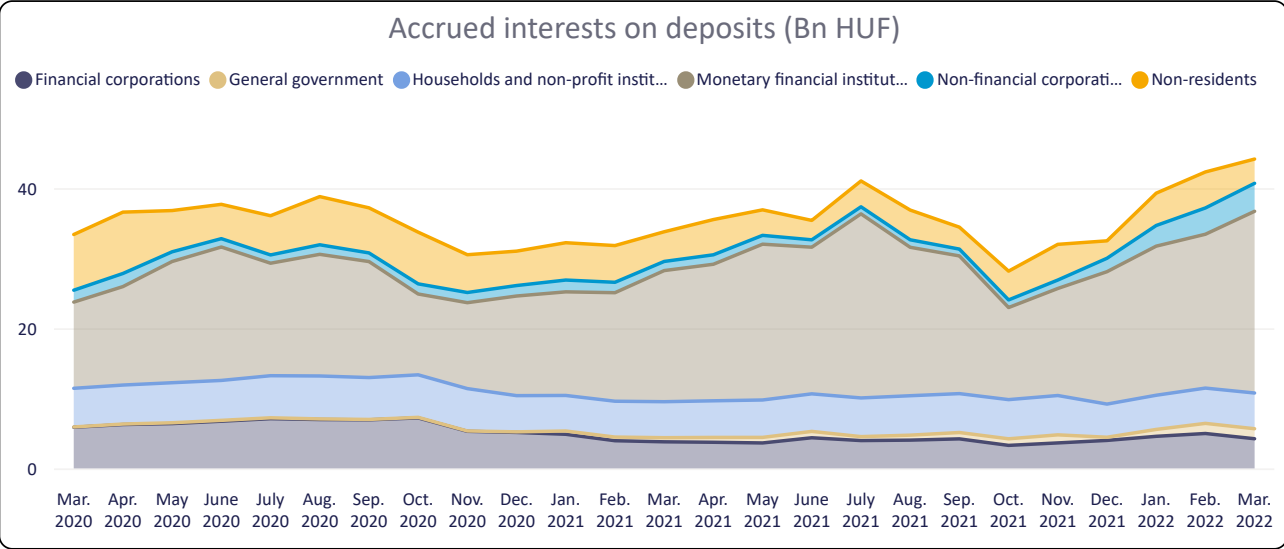
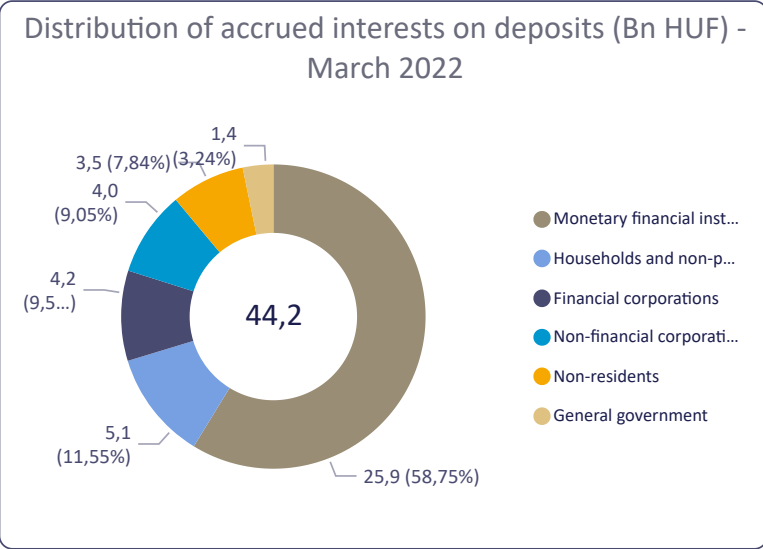
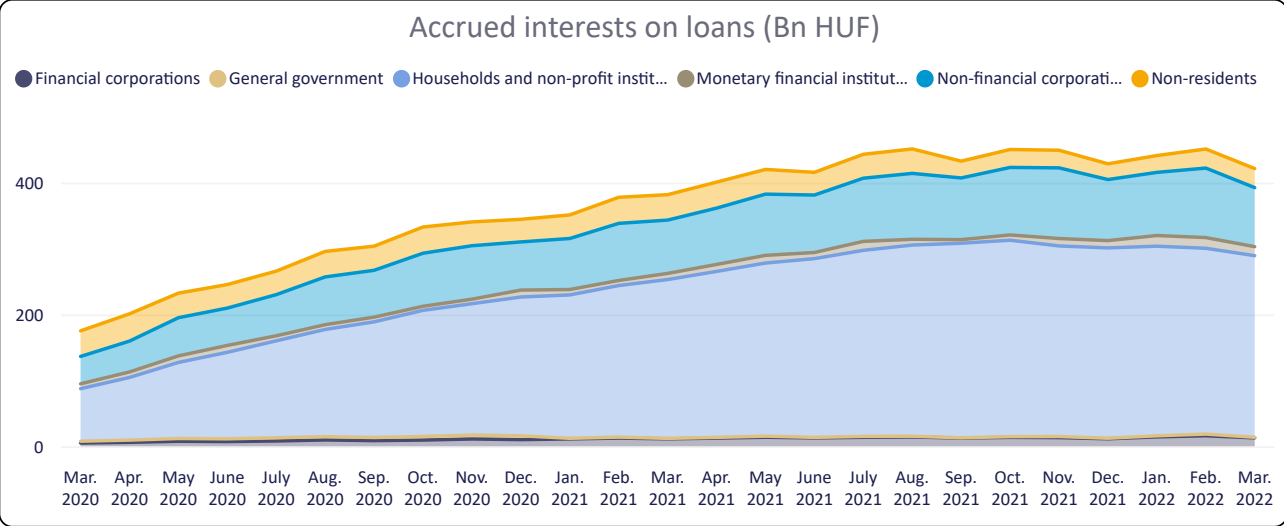
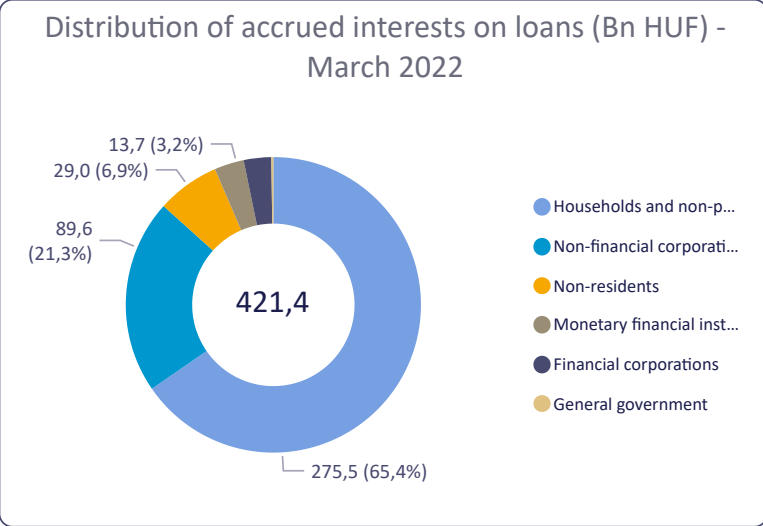




Accrued interest on MFI loans and deposits

Filter Selected month × i

March 2022





Other information

Related time series

Time series >

Access to time series on the MNB's website: www.mnb.hu -> EN -> Statistics -> Statistical Data and Information -> Statistical Time Series -> [Statistics](#) -> [Statistical Data and Information](#) -> Statistical Time Series -> X. Monetary and other balance sheet statistics -> Monetary Statistics

Notes on methodology

Methodological notes >

Access to methodological notes on the MNB's website: www.mnb.hu -> EN -> Statistics -> Statistical Data and Information -> Methodological notes -> Methodological notes of aggregated balance sheet of credit institutions

Information about the next publication

The next press release will be published on: 01 June, 2022

Publication calendar >

Access to Publication calendar on the MNB's website: www.mnb.hu -> EN -> Statistics -> Release calendar for Statistics

Contact information

Magyar Nemzeti Bank
Statistics Directorate

 Tel.: +36 1 428 2600

 Email: sajto@mnb.hu

