















Press release on household and non-financial corporate sector interest rates

August 2021

 Press release	 Housing loans	 General purpose mortgage loans	 Personal loans
 Loans for purchase of goods or other consumption	 Prenatal baby support loans	 Households' deposits	 Non-financial corporations' forint loans
 Non-financial corporations' euro loans	 Non-financial corporations' deposits	 O/N interbank loans	 Other information

Values of major key indicators



Press release on household and non-financial corporate sector interest rates: August 2021

Summary of August 2021

In August 2021 the **average APRC** on *new housing loans* rose but its new business volumes declined relative to the previous month. Households concluded the large majority of new housing loan contracts with initial rate fixation of over one year. The average term of rate fixation was 111 months.

The average **APCR** on *personal loans* rose; however, their **new business volumes** remained unchanged.

As specified in Government Decree no. 44/2019 (III.12), new business volumes of loans linked to pre-natal funding to young married couples amounted to HUF 43.0 billion in August 2021. From the start of the Programme to the end of August, such contracts were signed in the amount of HUF 1469 billion between households and credit institutions.

Average interest rates on the household sectors' *forint deposits* rose and those on *euro deposits* remained unchanged. **New business volumes** of *forint deposits* fell and those of *euro deposits* rose relative to the previous month.

Average interest rates on *forint and euro loans* of up to and over EUR 1 million to non-financial corporations rose.

New business volumes of *forint loans* to non-financial corporations declined in both categories. New business volumes of euro loans of up to EUR 1 million also fell and in the category of over EUR 1 million rose relative to the previous month.

Average interest rates on the non-financial corporations' *forint deposits* rose and those on *euro deposits* declined. The value of **new contracts** of *forint deposits* rose and that of *euro deposits* fell.


	Average interest rates on new business (%)			New business volumes (HUF billions)		
	August 2021	Month-on-month change	August 2020	August 2021	July 2021	August 2020
New business with households						
Forint housing loans	4,59	0,13	4,32	117,8	132,5	71,0
- up to one year initial rate fixation	4,34	0,46	3,44	0,7	1,0	0,7
- over one year initial rate fixation	4,59	0,13	4,33	117,0	131,4	70,3
Forint general purpose mortgage loans	5,91	0,16	6,04	8,9	9,6	5,6
Forint personal loans	12,44	0,13	5,69	45,0	45,3	24,9
Forint deposits	0,51	0,11	0,29	350,4	407,0	258,1
Euro deposits with maturity up to 1 year	0,04	0,00	0,05	13,1	12,6	11,7
New business with non-financial corporations						
Forint loans up to 1 million EUR	3,31	0,10	2,67	24,4	32,1	30,4
Euro loans up to 1 million EUR	2,09	0,30	1,91	2,2	3,1	2,7
Forint loans over 1 million EUR	2,91	0,28	1,28	64,3	85,6	66,4
Forint loans over 1 million EUR excluding the impact of interest rates of money market contracts	2,98	0,33	1,54			
Euro loans over 1 million EUR	2,01	0,39	2,05	25,3	21,1	12,7
Forint deposits	0,98	0,24	0,47	1 485,4	1 480,7	761,2
Euro deposits with maturity up to 1 year	-0,22	-0,19	-0,06	15,0	26,6	10,2

1) The table contains the average annual percentage rate of charge (APRC) for loans.

2) Month-on-month change in percentage points.

3) In case of non-financial corporations' loans, the table contains loans with initial rate fixation up to 1 year.

4) The category of forint loans over 1 million EUR includes low-rates contracts - so-called money market contracts - as well. The proportion of these transactions changes from month to month, and the actual proportion largely influences the average interest rate developments.



Housing loans to households

New business volumes (HUF billions) - August 2021

117.8 -14.7

Month-on-month change



New business volumes (seasonally adjusted, HUF billions) - August 2021

111.6 -4.1

Month-on-month change



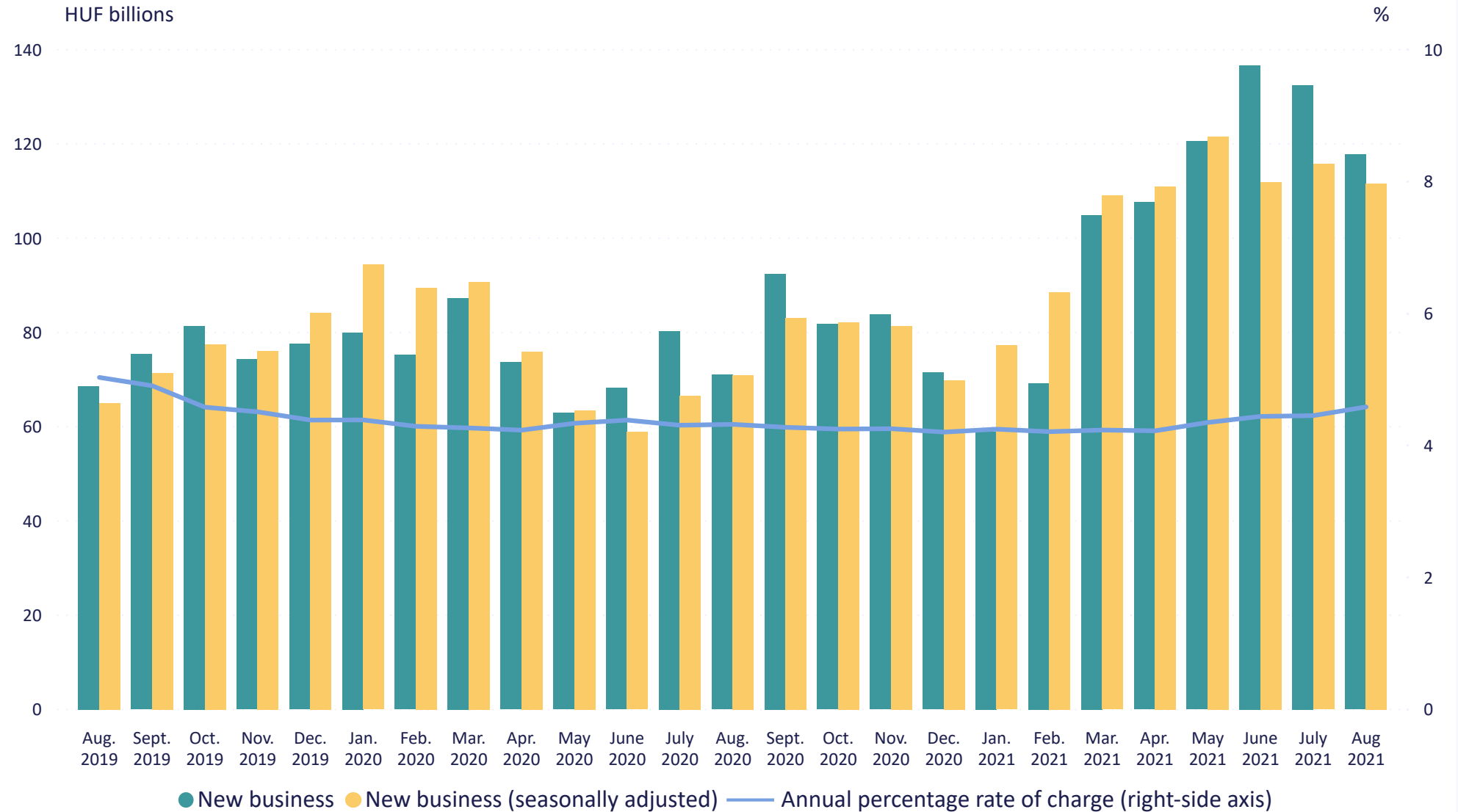
Annual percentage rate of charge (%) - August 2021


4.59% +0.13%

Month-on-month change (percentage points)



Monthly average APRC on forint housing loans and new business volumes





General purpose mortgage loans to households

New business volumes (HUF billions) - August 2021

8.9 -0.6

Month-to-month change



New business volumes (seasonally adjusted, HUF billions) - August 2021

8.9 +0.2

Month-to-month change



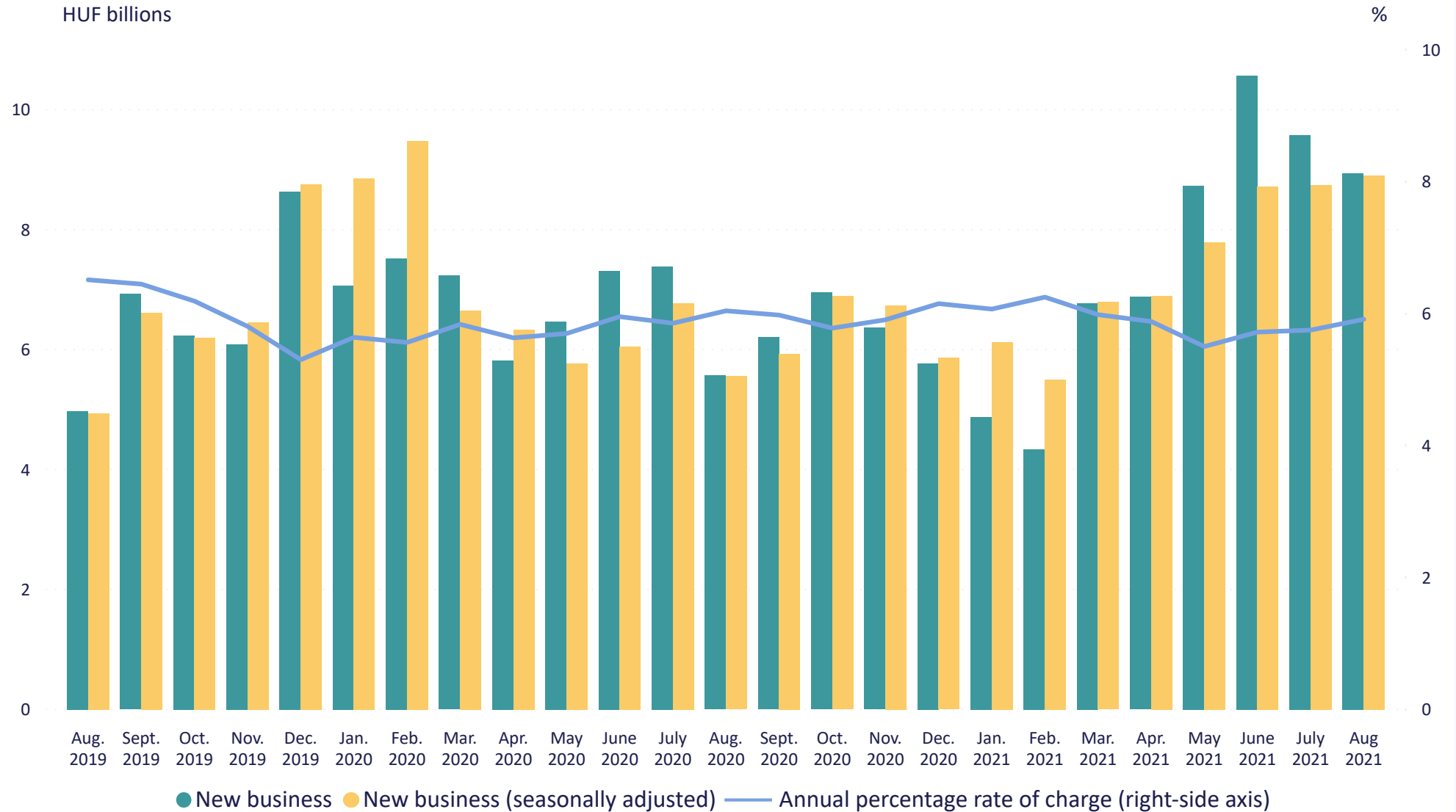
Annual percentage rate of charge (%) - August 2021

5.91% +0.16%

Month-to-month change (percentage points)



Monthly average APRC on forint general purpose mortgage loans and new business volumes





Filter August 2019 - August 2021

Personal loans to households

New business volumes (HUF billions) - August 2021

45.0 -0.4

Month-to-month change



New business volumes (seasonally adjusted, HUF billions) - August 2021

43.1 +1.3

Month-to-month change



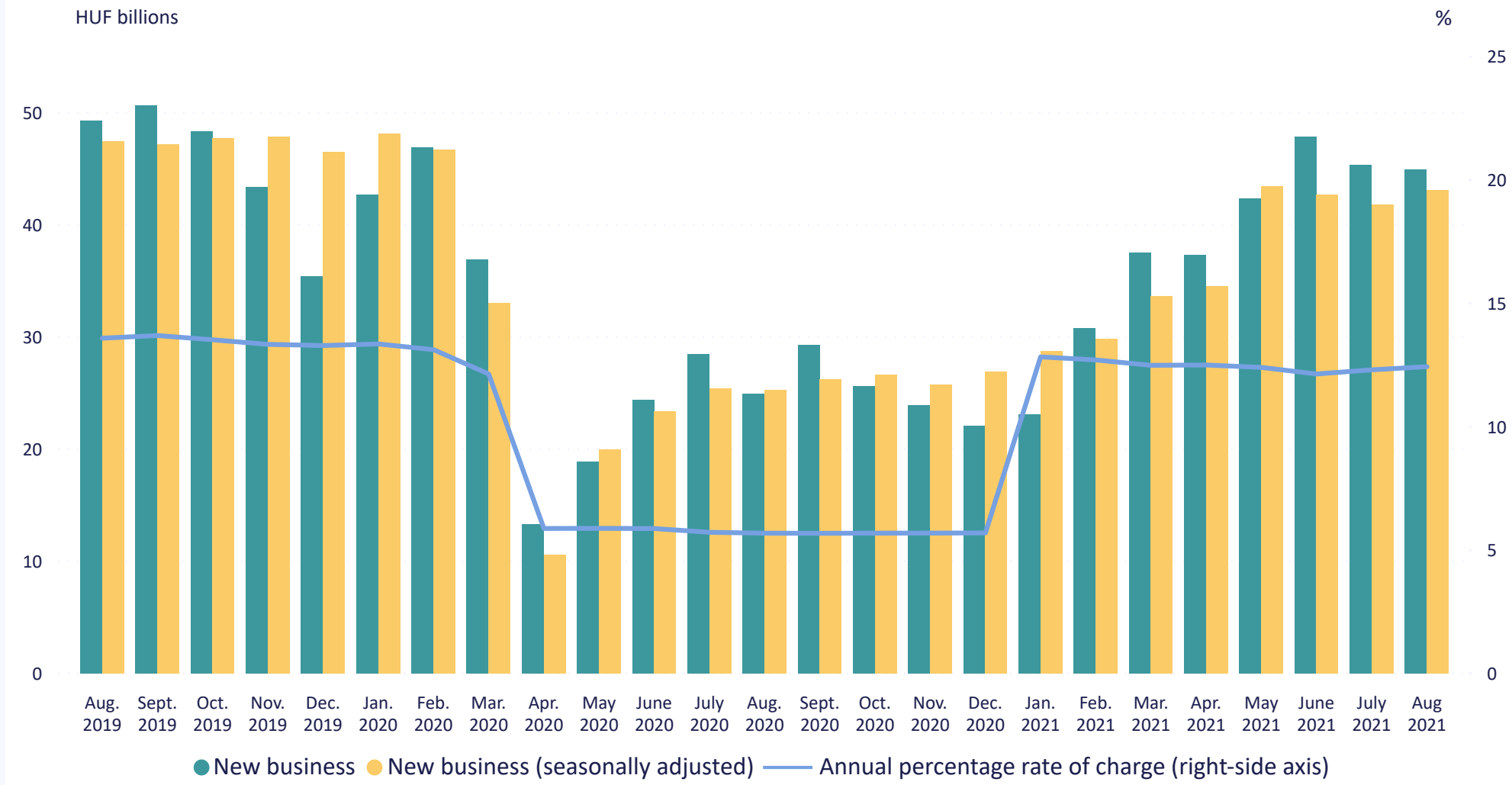
Annual percentage rate of charge (%) - August 2021

12.44% +0.13%

Month-to-month change (percentage points)



Monthly average APRC on forint personal loans and new business volumes



* The effects of regulations in a Government Decree detailing a discount APRC on unsecured consumer loans concluded after 18 March 2020, effective until 31 December 2020, is applicable in the APRC on personal loans.





Loans for purchase of goods or other consumption to households

Type of loan

For purchase of goods and other consumption

For purchase of goods only

August 2019 - August 2021

Filter



New business volumes (HUF billions) - August 2021

1.7 -1.5

Month-on-month change



New business volumes (seasonally adjusted, HUF billions) - August 2021

2.1 -1.3

Month-on-month change



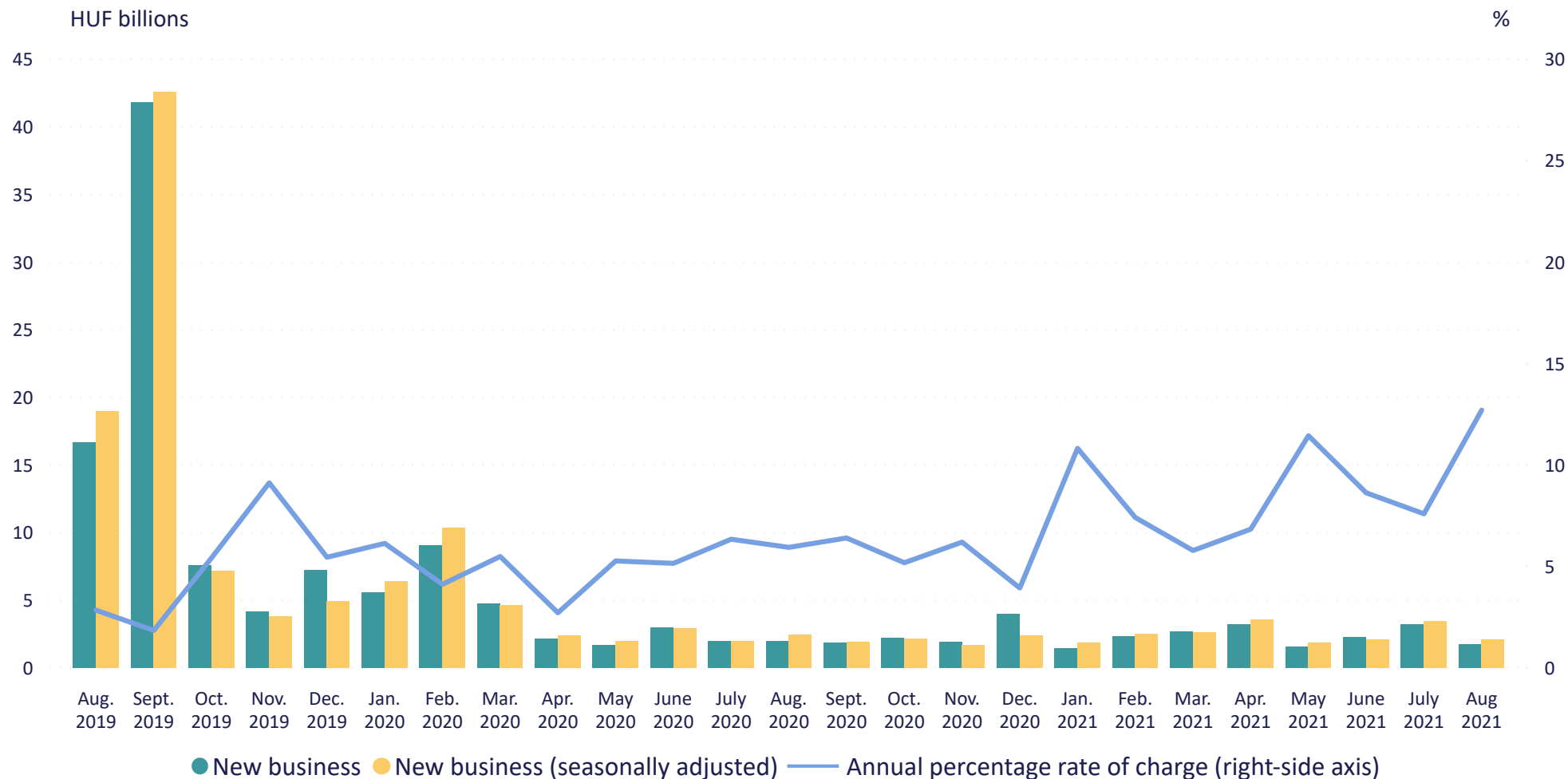
Annual percentage rate of charge (%) - August 2021

12.70% +5.11%

Month-on-month change (percentage points)



Monthly average APRC on forint loans for purchase of goods or other consumption and new business volumes



* Loans with floating interest rates or with up to one year initial rate fixation. From January 2012, the average APRC on loans for purchases of goods includes the amount of contribution paid by merchants to credit institutions in the case of 0% interest or 0% APRC schemes.

** Loans for other consumption include lombard credits.





Loans for purchase of goods to households

Type of loan

For purchase of goods and other consumption

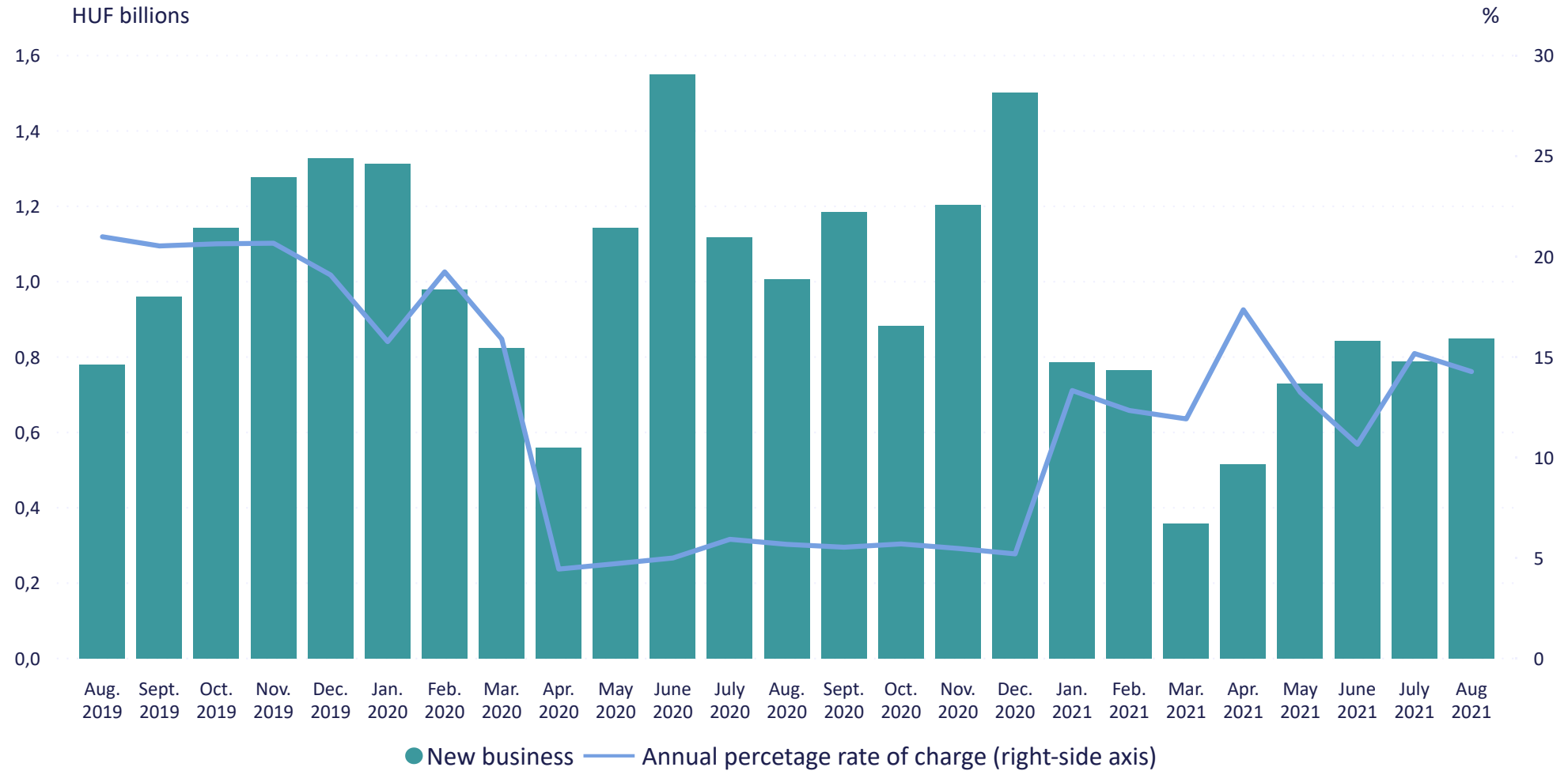
For purchase of goods only

August 2019 - August 2021

Filter



Monthly average APRC on forint loans for purchase of goods and new business volumes



New business volumes (HUF billions) - August 2021

0.8 +0.1

Month-on-month change



Annual percentage rate of charge (%) - August 2021

14.28% -0.90%

Month-on-month change (percentage points)



* Loans with floating interest rates or with up to one year initial rate fixation. From January 2012, the average APRC on loans for purchases of goods includes the amount of contribution paid by merchants to credit institutions in the case of 0% interest or 0% APRC schemes.

** Loans for purchase of goods are separately shown from January 2018.





August 2019 - August 2021

Filter

Prenatal baby support loans to households

Monthly average APRC on prenatal baby support loans and new business volumes

New business volumes (HUF billions) - August 2021

43.0 -5.7

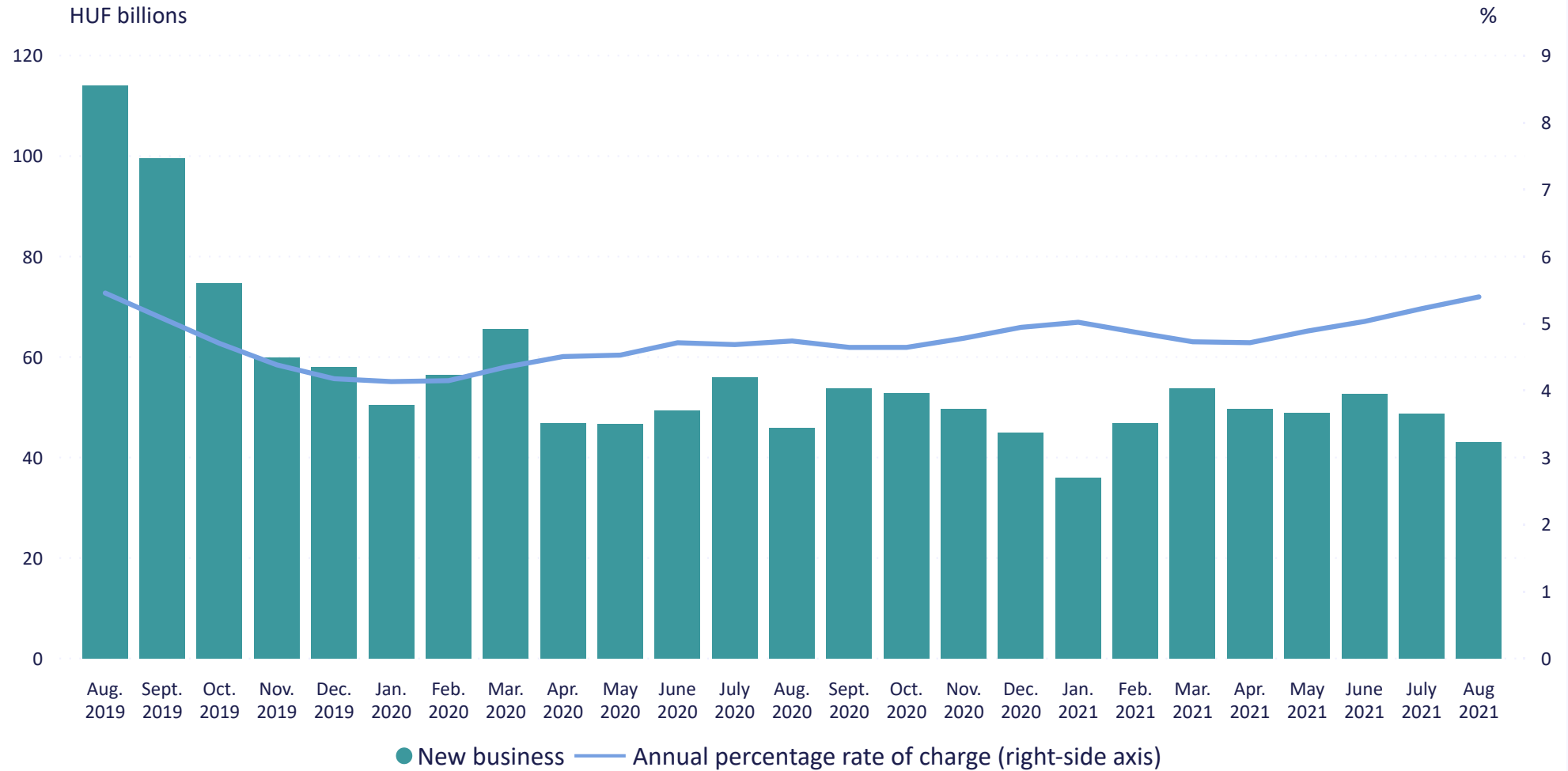
Month-on-month change



Annual percentage rate of charge (%) - August 2021

5.40% +0.18%

Month-on-month change (percentage points)



* Pursuant to Government Decree 44/2019 (III.12) loans to retail customers linked to the baby-expecting support are available to households since July 2019.





Currency

HUF

EUR

August 2019 - August 2021

Filter

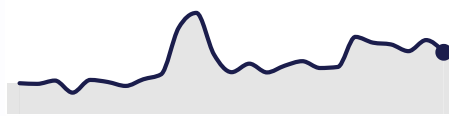


Households' deposits

New business volumes (HUF billions) - August 2021

350.4 -56.6

Month-on-month change



New business volumes (seasonally adjusted, HUF billions) - August 2021

364.0 -20.2

Month-on-month change



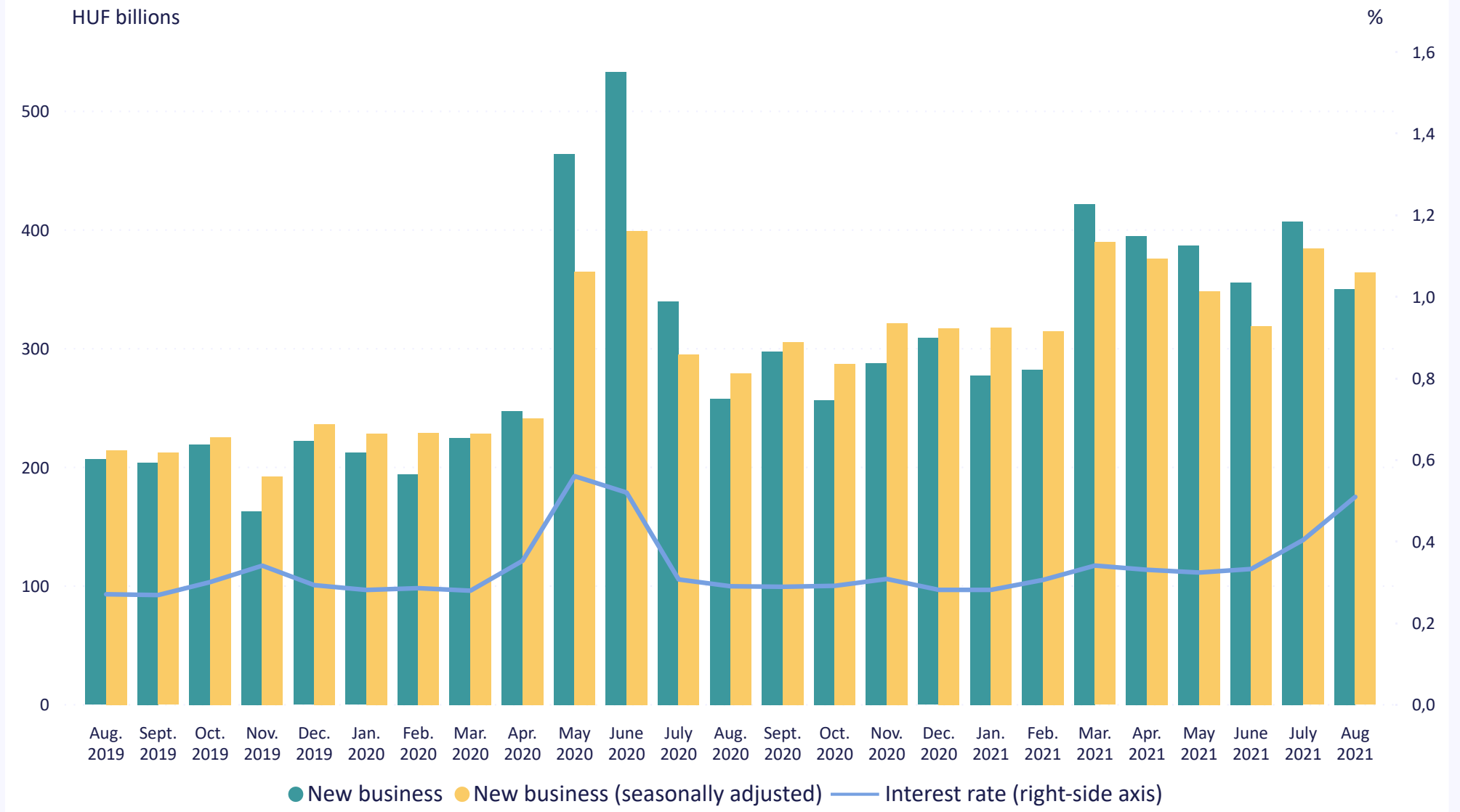
Interest rate (%) - August 2021

0.51% +0.11%

Month-on-month change (percentage points)



Monthly average interest rate on forint deposits and new business volumes





Currency

HUF

EUR

August 2019 - August 2021

Filter

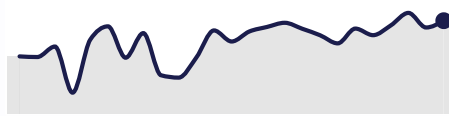


Households' deposits

New business volumes (HUF billions) - August 2021

13.1 +0.4

Month-on-month change



New business volumes (seasonally adjusted, HUF billions) - August 2021

12.4 -0.8

Month-on-month change



Interest rate (%) - August 2021

0.04% +0.00%

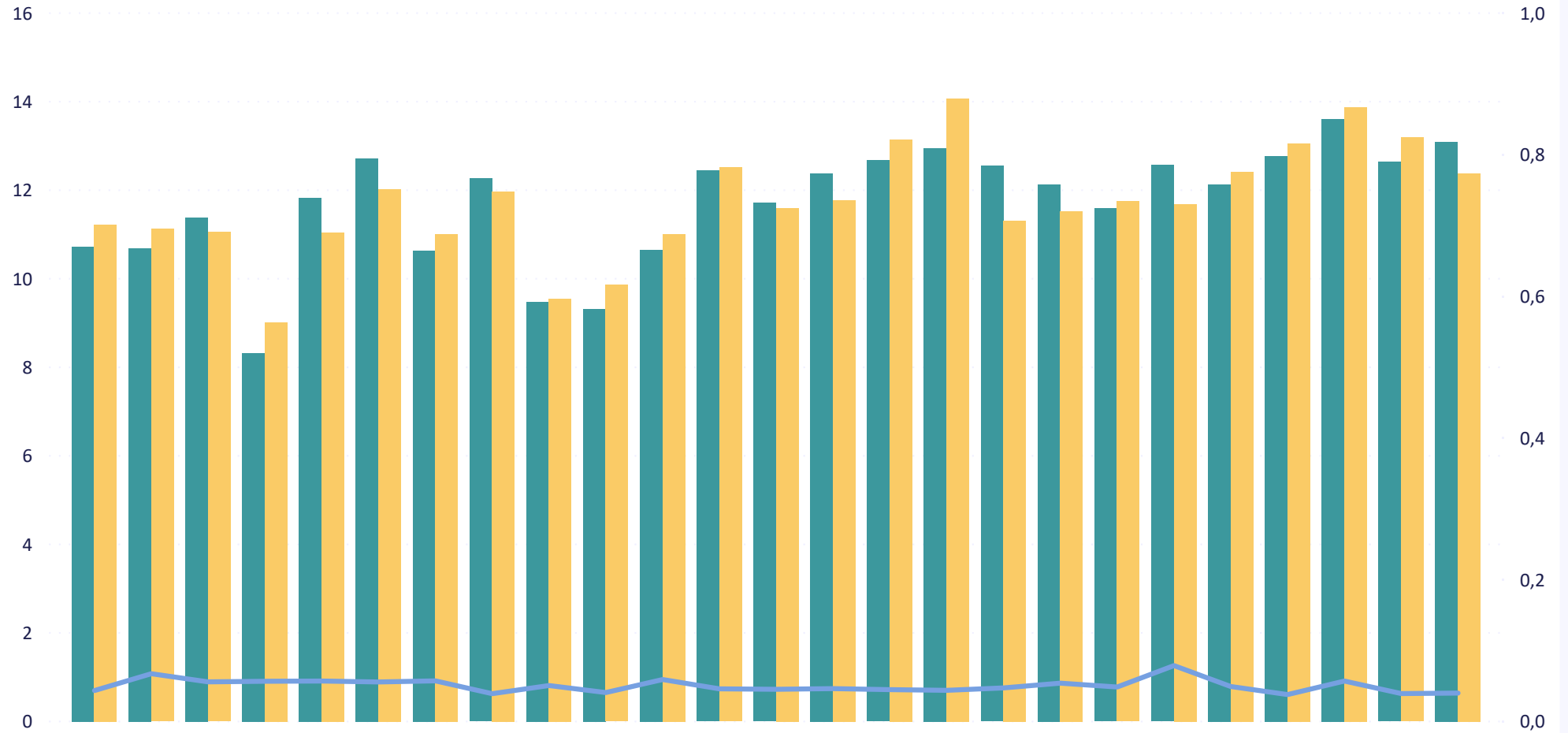
Month-on-month change (percentage points)



Monthly average interest rate on euro deposits with an agreed maturity of up to one year and new business volumes

HUF billions

%



● New business ● New business (seasonally adjusted) — Interest rate (right-side axis)





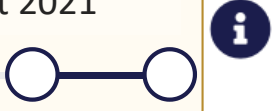
Size of contract

Up to the equivalent of EUR 1 million

Over the equivalent of EUR 1 million

August 2019 - August 2021

Filter

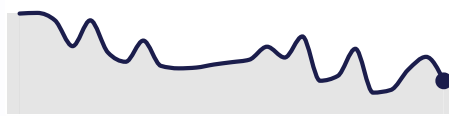


Forint loans to non-financial corporations

New business volumes (HUF billions) - August 2021

24.4 -7.7

Month-on-month change



New business volumes (seasonally adjusted, HUF billions) - August 2021

24.3 -5.5

Month-on-month change



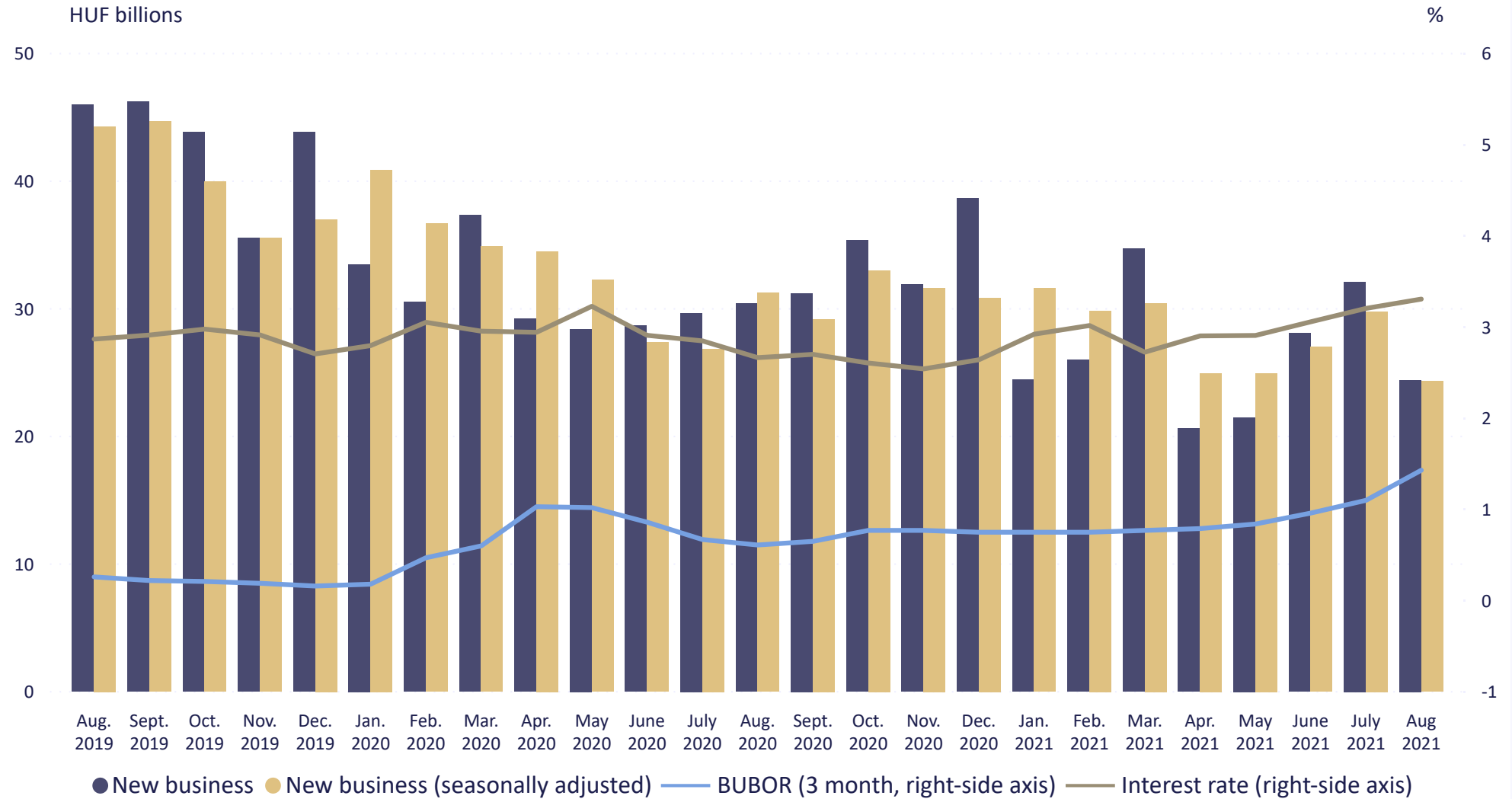
Interest rate (%) - August 2021

3.31% +0.10%

Month-on-month change (percentage points)



Monthly average interest rate on forint loans up to the equivalent of EUR 1 million and new business volumes



* Loans with up to one year initial rate fixation.





Size of contract

Up to the equivalent of EUR 1 million

Over the equivalent of EUR 1 million

August 2019 - August 2021

Filter



Forint loans to non-financial corporations

New business volumes (HUF billions) - August 2021

64.3 -21.3

Month-on-month change



New business volumes (seasonally adjusted, HUF billions) - August 2021

64.6 -32.3

Month-on-month change



Interest rate (%) - August 2021

2.91% +0.28%

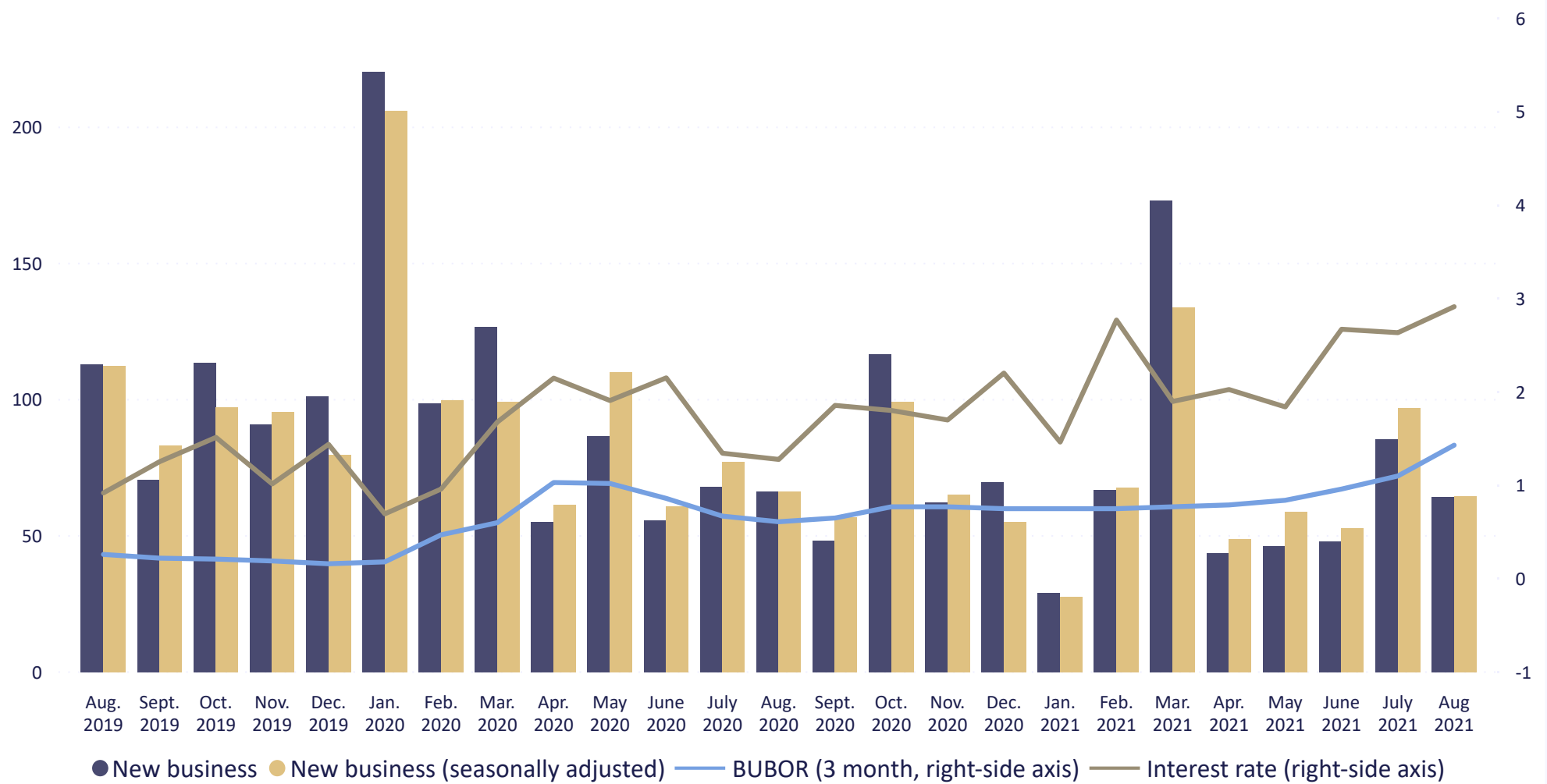
Month-on-month change (percentage points)



Monthly average interest rate on forint loans over the equivalent of EUR 1 million and new business volumes

HUF billions

%



* Loans with up to one year initial rate fixation.





Euro loans to non-financial corporations

Size of contract

Up to EUR 1 million

Over EUR 1 million

August 2019 - August 2021


Filter



New business volumes (HUF billions) - August 2021

2.2 -1.0

Month-on-month change



New business volumes (seasonally adjusted, HUF billions) - August 2021

2.3 -0.6

Month-on-month change



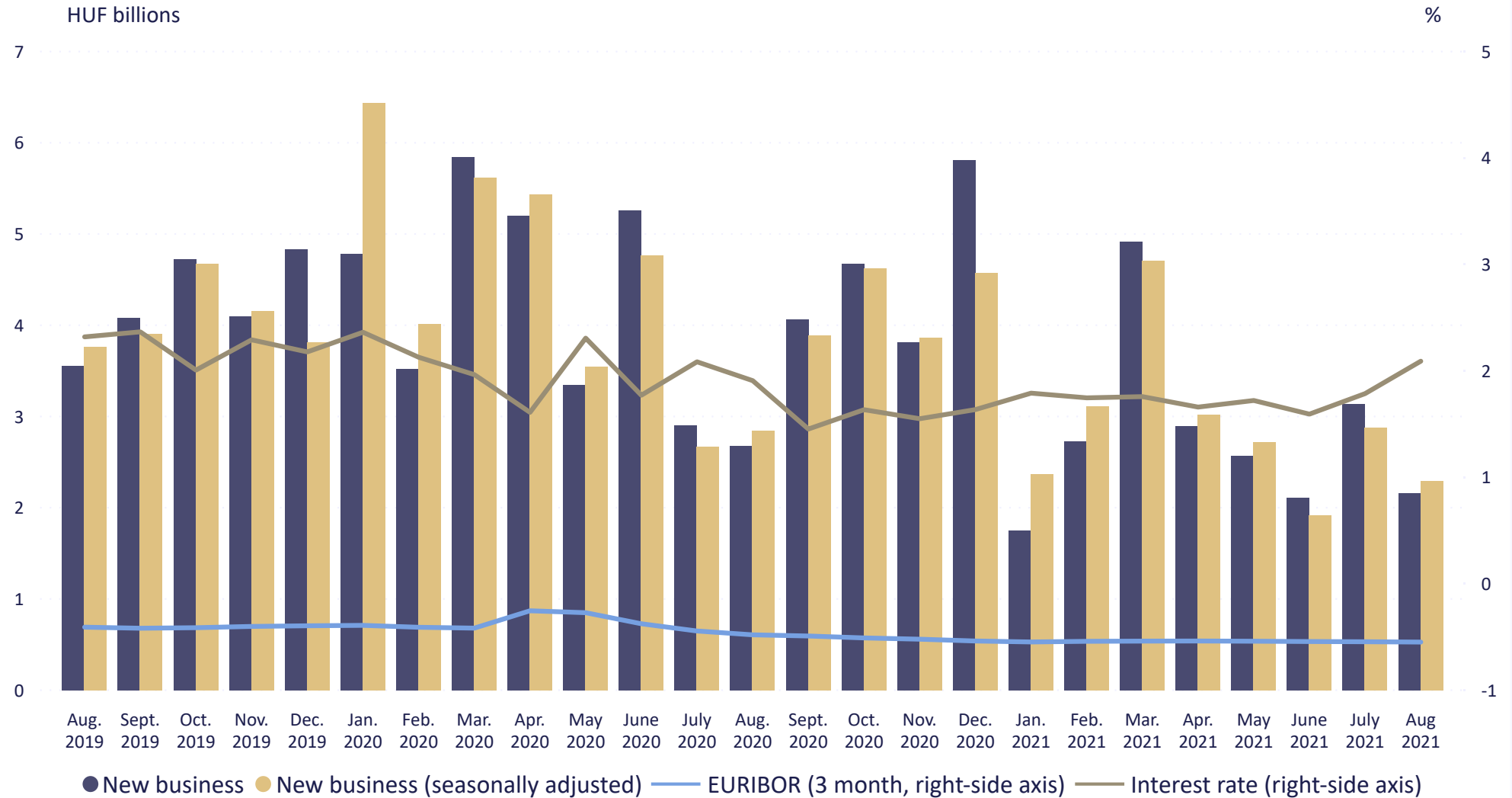
Interest rate (%) - August 2021

2.09% +0.30%

Month-on-month change (percentage points)



Monthly average interest rate on euro loans up to EUR 1 million and new business volumes



* Loans with up to one year initial rate fixation.





Size of contract

Up to EUR 1 million

Over EUR 1 million

August 2019 - August 2021

Filter



Euro loans to non-financial corporations

New business volumes (HUF billions) - August 2021

25.3 +4.1

Month-on-month change



New business volumes (seasonally adjusted, HUF billions) - August 2021

28.4 +4.8

Month-on-month change



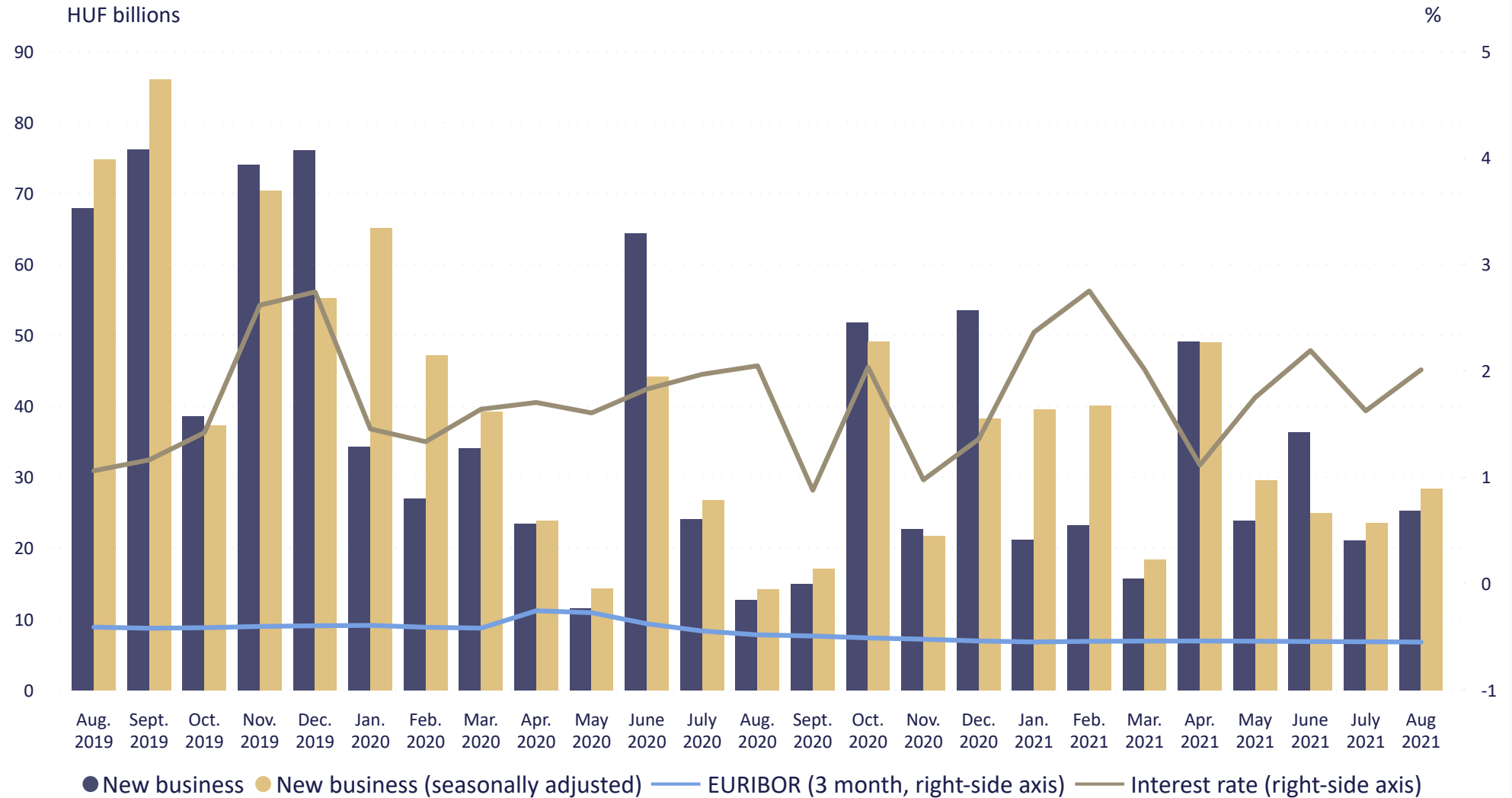
Interest rate (%) - August 2021

2.01% +0.39%

Month-on-month change (percentage points)



Monthly average interest rate on euro loans over EUR 1 million and new business volumes



* Loans with up to one year initial rate fixation.





HUF

EUR

Filter



Non-financial corporations' deposits

New business volumes (HUF billions) - August 2021

1,485.4 +4.7

Month-on-month change



New business volumes (seasonally adjusted, HUF billions) - August 2021

1,510.9 +28.5

Month-on-month change



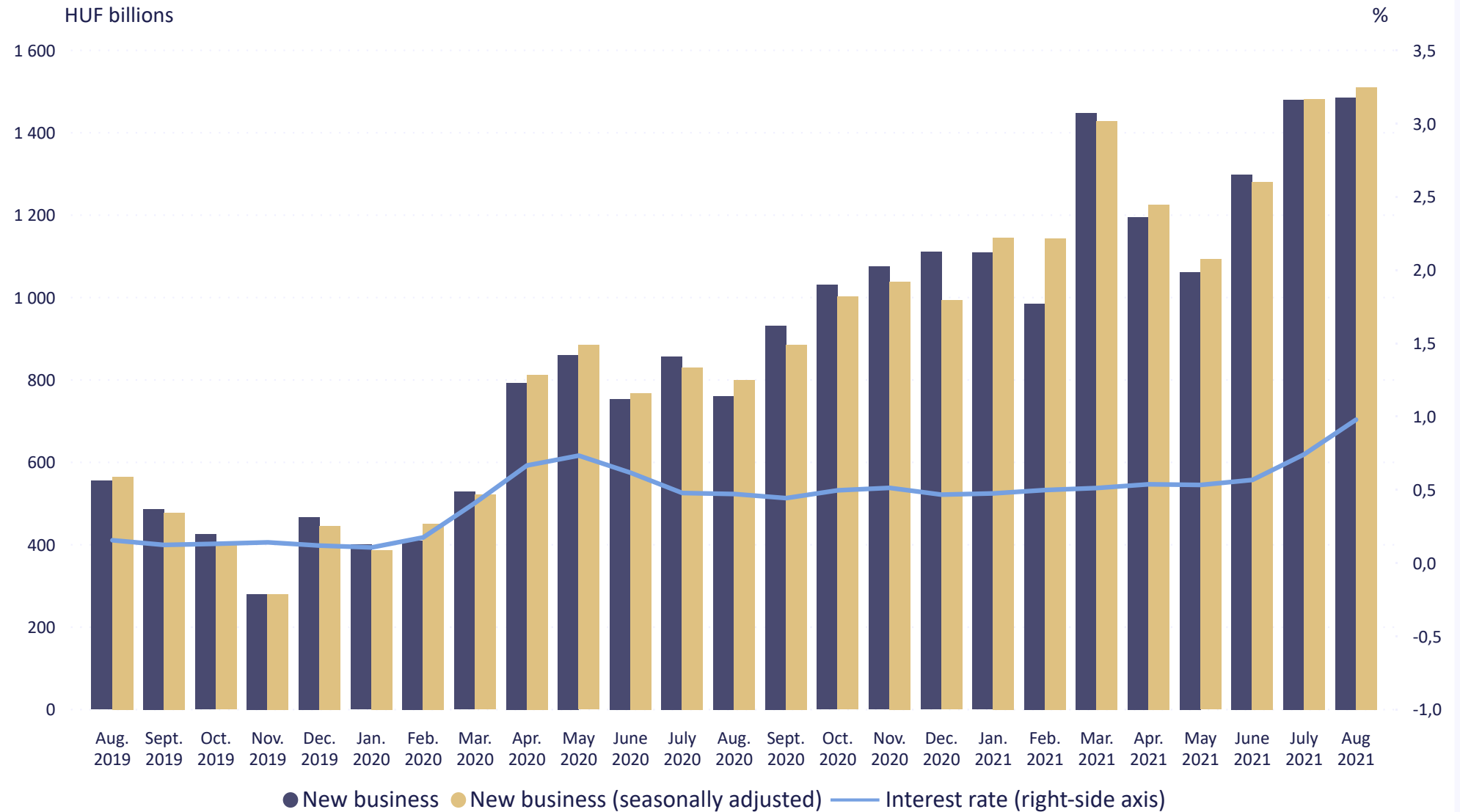
Interest rate (%) - August 2021

0.98% +0.24%

Month-on-month change (percentage points)



Monthly average interest rate on forint deposits and new business volumes



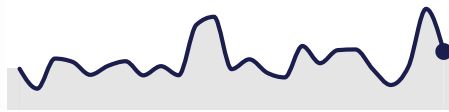


Non-financial corporations' deposits

New business volumes (HUF billions) - August 2021

15.0 -11.6

Month-on-month change



New business volumes (seasonally adjusted, HUF billions) - August 2021

16.9 -2.7

Month-on-month change



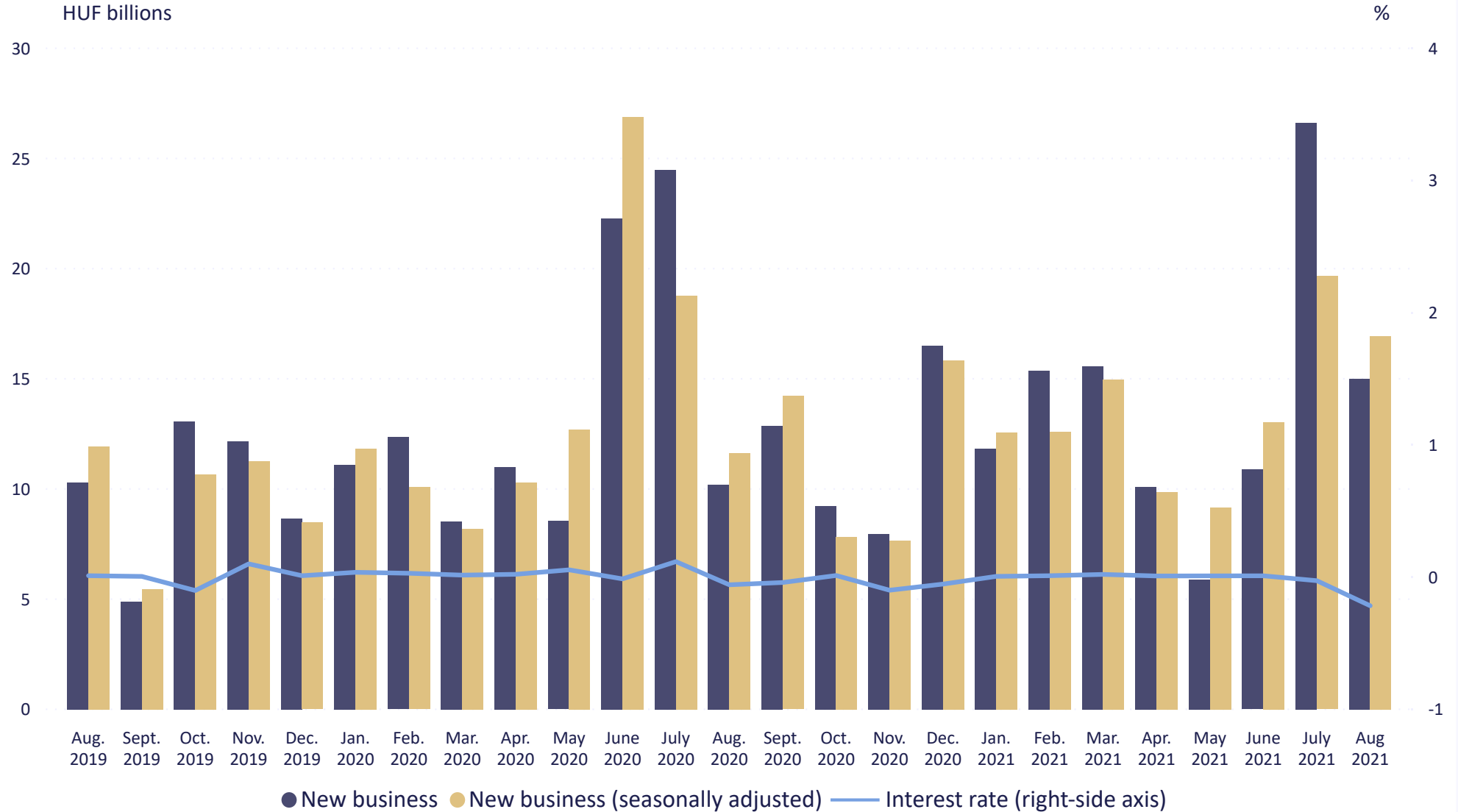
Interest rate (%) - August 2021

-0.22% -0.19%

Month-on-month change (percentage points)



Monthly average interest rate on euro deposits with an agreed maturity of up to one year and new business volumes





August 2019 - August 2021

Filter

Overnight interbank rates, total interbank lending and the interest rate corridor

Average overnight interbank rates, total interbank lending and the interest rate corridor

New business volumes (HUF billions) - August 2021

3,670.2 -89.8

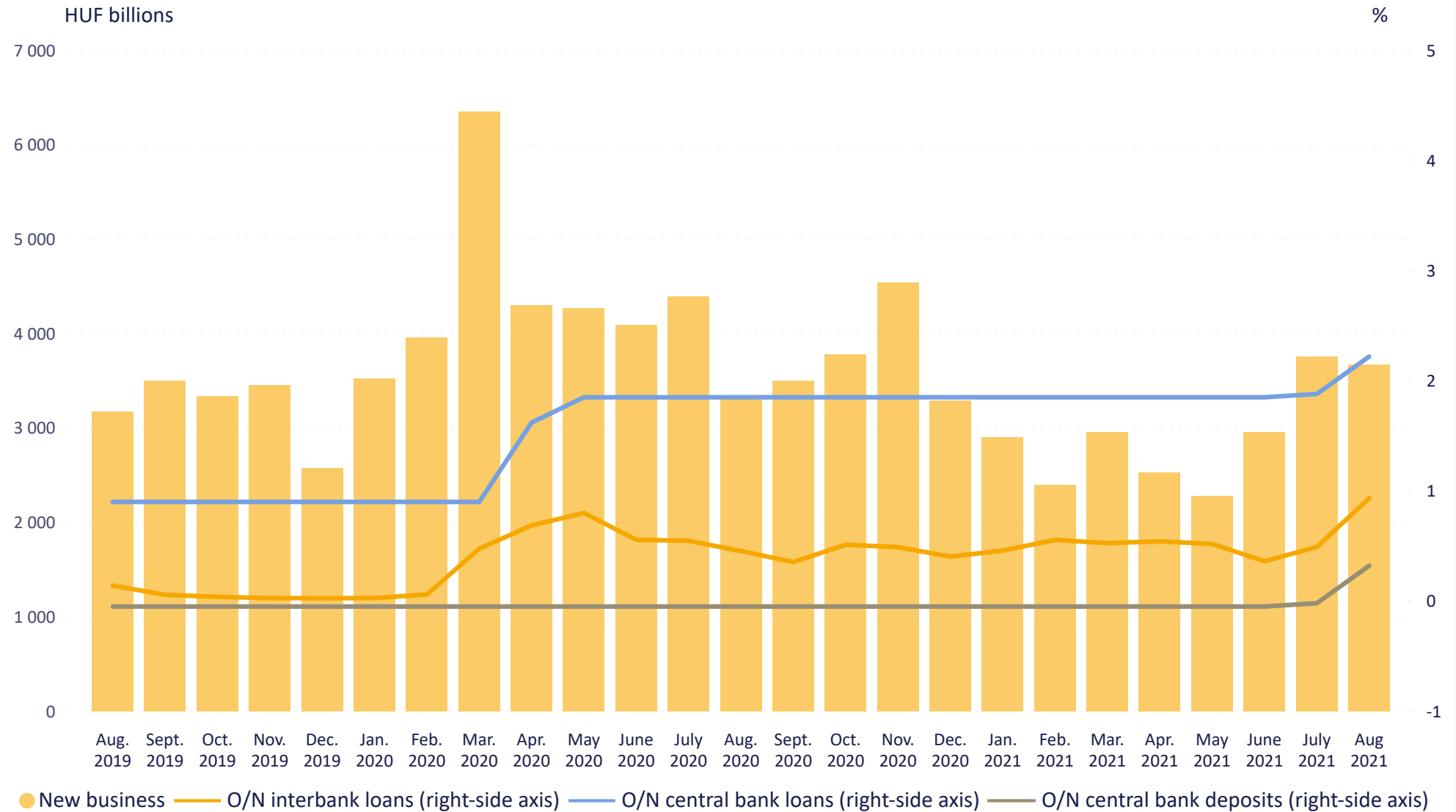
Month-on-month change



Interest rate on O/N interbank loans (%) - August 2021

0.93% +0.44%

Month-on-month change (percentage points)





Other information

Related links

Time series >

Access to time series on the MNB's website: www.mnb.hu -> EN -> Statistics -> Statistical Data and Information -> Statistical Time Series -> XI. Money and capital markets

Notes on methodology

Methodological notes >

Access to methodological notes on the MNB's website: www.mnb.hu -> EN -> Statistics -> Statistical Data and Information -> Methodological notes -> Methodological notes of household and non-financial corporate sector interest rates

Information about the next publication

The next press release will be published on: 3 November 2021

Publication calendar >

Access to Publication calendar on the MNB's website: www.mnb.hu -> EN -> Statistics -> Release calendar for Statistics

Contact information

Magyar Nemzeti Bank
Statistics Directorate

 Tel.: +36 1 428 2600

 Email: sajto@mnb.hu

