















# Press release on household and non-financial corporate sector interest rates

November 2021


|  |  |  |  |
|--|--|--|--|
|  Press release                                    |  Housing loans                        |  General purpose mortgage loans |  Personal loans                           |
|  Loans for purchase of goods or other consumption |  Prenatal baby support loans          |  Households' deposits           |  Non-financial corporations' forint loans |
|  Non-financial corporations' euro loans           |  Non-financial corporations' deposits |  O/N interbank loans            |  Other information                        |

## Values of major key indicators

Annual percentage rate of charge on housing loans

**4.69%** -0.14%

Month-on-month change (percentage points)



Annual percentage rate of charge on personal loans

**12.26%** +0.02%

Month-on-month change (percentage points)



Interest rate on households' forint deposits

**0.90%** +0.12%

Month-on-month change (percentage points)



Interest rate on forint loans up to EUR 1 million to non-financial corporations

**4.12%** +0.22%

Month-on-month change (percentage points)



Interest rate on non-financial corporations' forint deposits

**1.87%** +0.46%

Month-on-month change (percentage points)



## Press release on household and non-financial corporate sector interest rates: November 2021

### Summary of November 2021

In November 2021 the **average APRC** on new *housing loans* extended to households fell relative to the previous month and the **new business volumes** rose. Households concluded the large majority of new housing loan contracts with initial rate fixation of over one year. The average term of rate fixation was 131 months.

The **APRC** on *personal loans* remained broadly unchanged and **new business volumes** fell compared to October.

As specified in Government Decree no. 44/2019 (III.12), new business volumes of loans linked to pre-natal funding to young married couples was HUF 37.6 billion in November 2021. From the beginning of the Programme to the end of November, such contracts were signed between households and credit institutions in the amount of HUF 1599.2 billion.

**Average interest rates** on households' *forint deposits* rose and those on *euro deposits* fell slightly. **New business volumes** of *forint deposits* fell relative to the previous month and those of *euro deposits* remained unchanged.

**Average interest rates** on *forint loans* to non-financial corporations rose in both categories. Interest rates on *euro loans* of up to EUR 1 million remained basically unchanged and interest rates fell in the category of over EUR 1 million.

**New business volumes** of *forint and euro loans* to non-financial corporations rose in both categories.

**Average interest rates** on non-financial corporations' *forint deposits* rose and there was a fall in *euro deposits*. **New business volumes** of *forint and euro deposits* rose.

|  | Average interest rates on new business (%) |                       |               | New business volumes (HUF billions) |              |               |
|--|--|-----------------------|---------------|-------------------------------------|--------------|---------------|
|  | November 2021                              | Month-on-month change | November 2020 | November 2021                       | October 2021 | November 2020 |
| <b>New business with households</b>  |  |                       |               |                                     |              |               |
| Forint housing loans   | 4,69                                       | -0,14                 | 4,26          | 111,4                               | 108,2        | 83,8          |
| - up to one year initial rate fixation   | 5,40                                       | 0,81                  | 3,27          | 0,6                                 | 0,6          | 0,8           |
| - over one year initial rate fixation  | 4,68                                       | -0,15                 | 4,27          | 110,8                               | 107,6        | 83,0          |
| Forint general purpose mortgage loans  | 5,82                                       | -0,07                 | 5,91          | 9,3                                 | 9,4          | 6,4           |
| Forint personal loans  | 12,26                                      | 0,02                  | 5,69          | 38,3                                | 40,6         | 23,9          |
| Forint deposits  | 0,90                                       | 0,12                  | 0,31          | 386,8                               | 419,0        | 288,1         |
| Euro deposits with maturity up to 1 year   | 0,04                                       | -0,01                 | 0,04          | 12,5                                | 12,6         | 12,9          |
| <b>New business with non-financial corporations</b>  |  |                       |               |                                     |              |               |
| Forint loans up to 1 million EUR   | 4,12                                       | 0,22                  | 2,54          | 33,4                                | 30,3         | 31,9          |
| Euro loans up to 1 million EUR   | 1,95                                       | 0,01                  | 1,55          | 3,5                                 | 3,1          | 3,8           |
| Forint loans over 1 million EUR  | 3,42                                       | 0,50                  | 1,70          | 73,5                                | 68,4         | 62,2          |
| Forint loans over 1 million EUR excluding the impact of interest rates of money market contracts | 3,42                                       | 0,50                  | 1,70          |                                     |              |               |
| Euro loans over 1 million EUR  | 0,71                                       | -0,40                 | 0,98          | 89,8                                | 73,9         | 22,8          |
| Forint deposits  | 1,87                                       | 0,46                  | 0,51          | 2 568,4                             | 2 323,6      | 1 075,2       |
| Euro deposits with maturity up to 1 year   | -0,11                                      | -0,05                 | -0,10         | 35,5                                | 25,5         | 7,9           |

1) The table contains the average annual percentage rate of charge (APRC) for loans.

2) Month-on-month change in percentage points.

3) In case of non-financial corporations' loans, the table contains loans with initial rate fixation up to 1 year.

4) The category of forint loans over 1 million EUR includes low-rates contracts - so-called money market contracts - as well. The proportion of these transactions changes from month to month, and the actual proportion largely influences the average interest rate developments.



November 2019 - November 2021

Filter

# Housing loans to households

New business volumes (HUF billions) - November 2021

**111.4 +3.2**

Month-on-month change



New business volumes (seasonally adjusted, HUF billions) - November 2021

**110.8 +0.7**

Month-on-month change



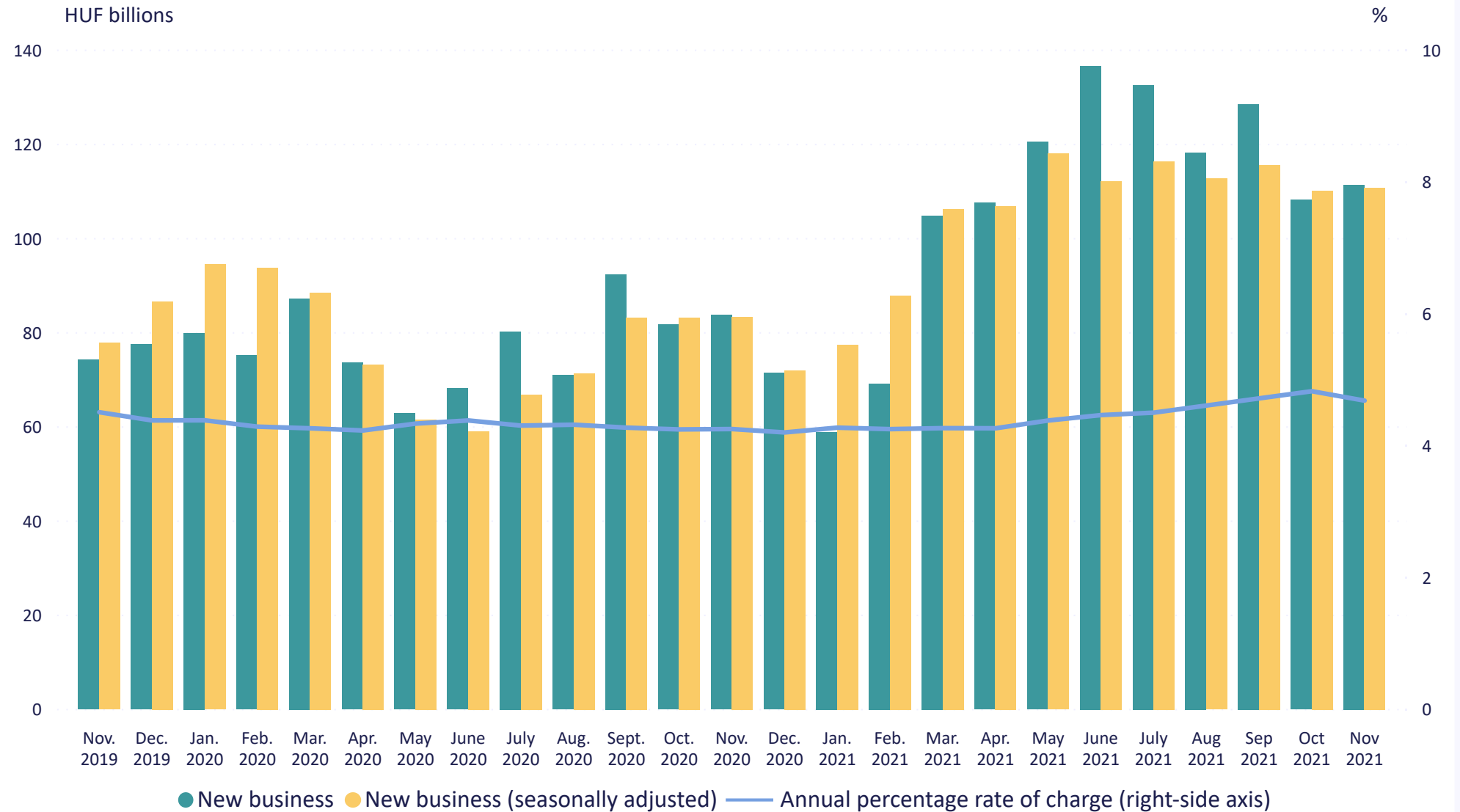
Annual percentage rate of charge (%) - November 2021

**4.69% -0.14%**

Month-on-month change (percentage points)



## Monthly average APRC on forint housing loans and new business volumes





November 2019 - November 2021

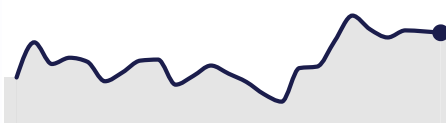
Filter

# General purpose mortgage loans to households

New business volumes (HUF billions) - November 2021

**9.3 -0.1**

Month-to-month change



New business volumes (seasonally adjusted, HUF billions) - November 2021

**9.8 +0.3**

Month-to-month change



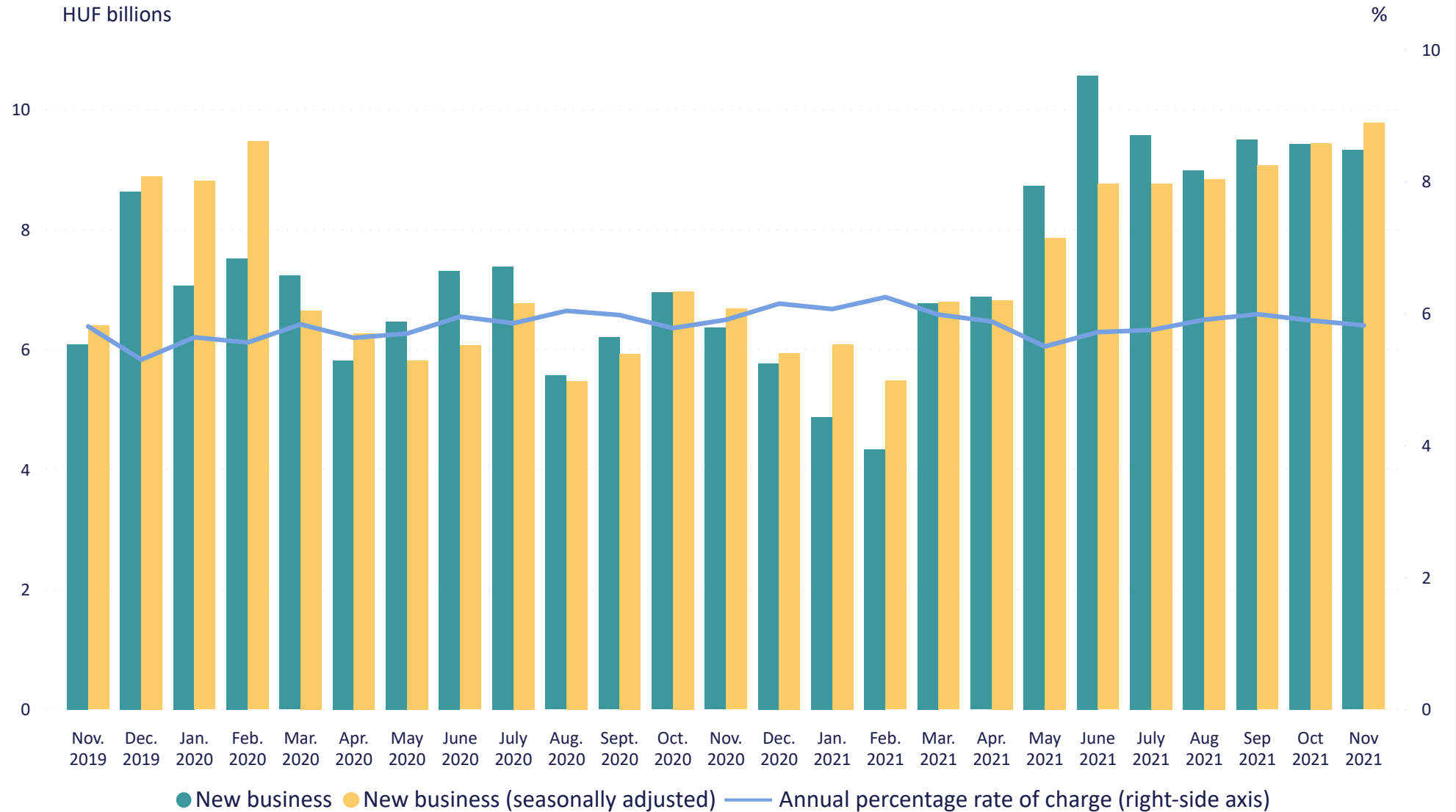
Annual percentage rate of charge (%) - November 2021

**5.82% -0.07%**

Month-to-month change (percentage points)



### Monthly average APRC on forint general purpose mortgage loans and new business volumes





November 2019 - November 2021

Filter

# Personal loans to households

New business volumes (HUF billions) - November 2021

**38.3 -2.3**

Month-to-month change



New business volumes (seasonally adjusted, HUF billions) - November 2021

**43.7 +0.3**

Month-to-month change



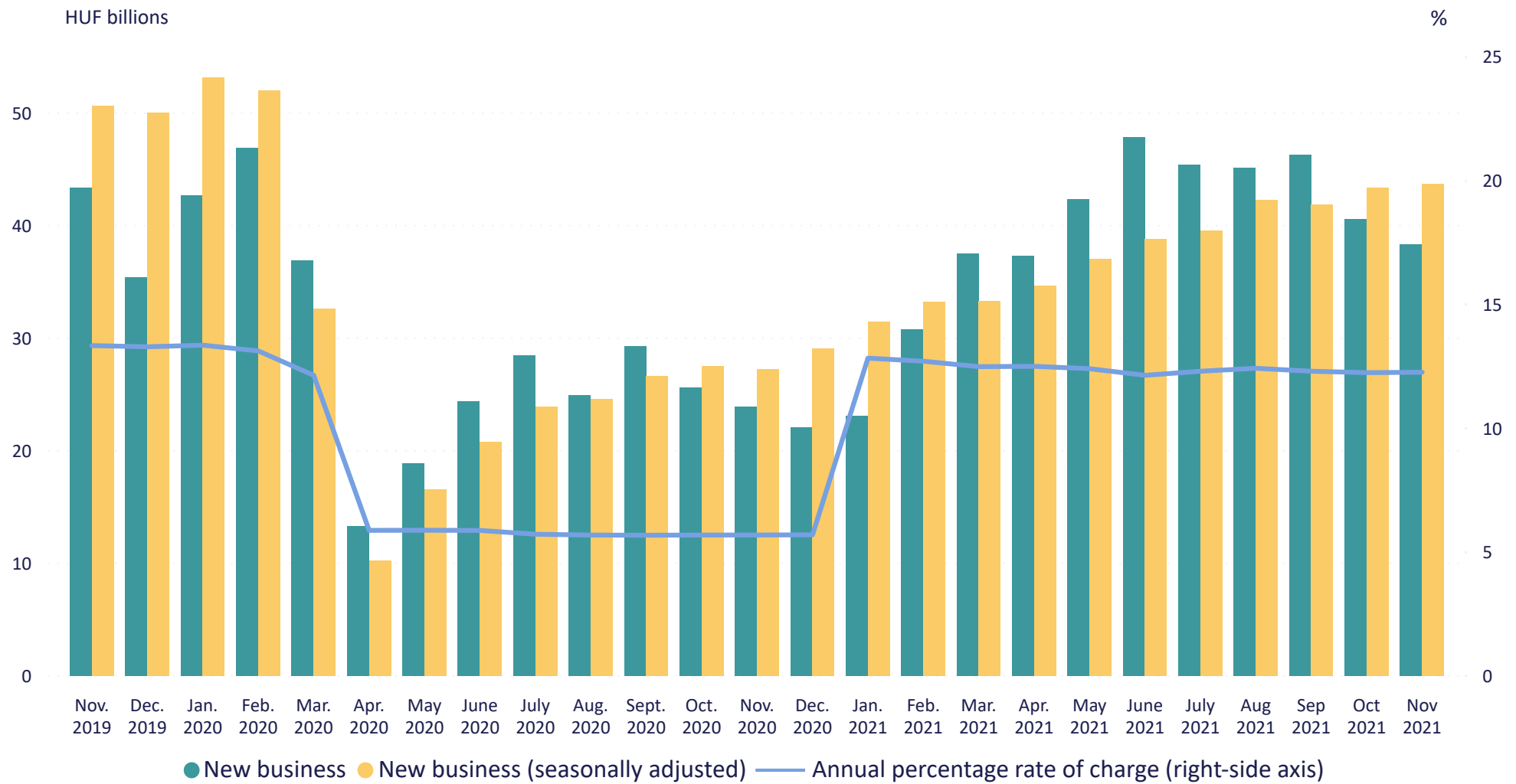
Annual percentage rate of charge (%) - November 2021

**12.26% +0.02%**

Month-to-month change (percentage points)



### Monthly average APRC on forint personal loans and new business volumes



\* The effects of regulations in a Government Decree detailing a discount APRC on unsecured consumer loans concluded after 18 March 2020, effective until 31 December 2020, is applicable in the APRC on personal loans.





# Loans for purchase of goods or other consumption to households

## Type of loan

For purchase of goods and other consumption

For purchase of goods only

November 2019 - November 2021

Filter



New business volumes (HUF billions) - November 2021

**5.0 +3.1**

Month-on-month change



New business volumes (seasonally adjusted, HUF billions) - November 2021

**5.0 +3.0**

Month-on-month change



Annual percentage rate of charge (%) - November 2021

**6.75% -5.61%**

Month-on-month change (percentage points)



## Monthly average APRC on forint loans for purchase of goods or other consumption and new business volumes



\* Loans with floating interest rates or with up to one year initial rate fixation. From January 2012, the average APRC on loans for purchases of goods includes the amount of contribution paid by merchants to credit institutions in the case of 0% interest or 0% APRC schemes.

\*\* Loans for other consumption include lombard credits.





# Loans for purchase of goods to households

## Type of loan

For purchase of goods and other consumption

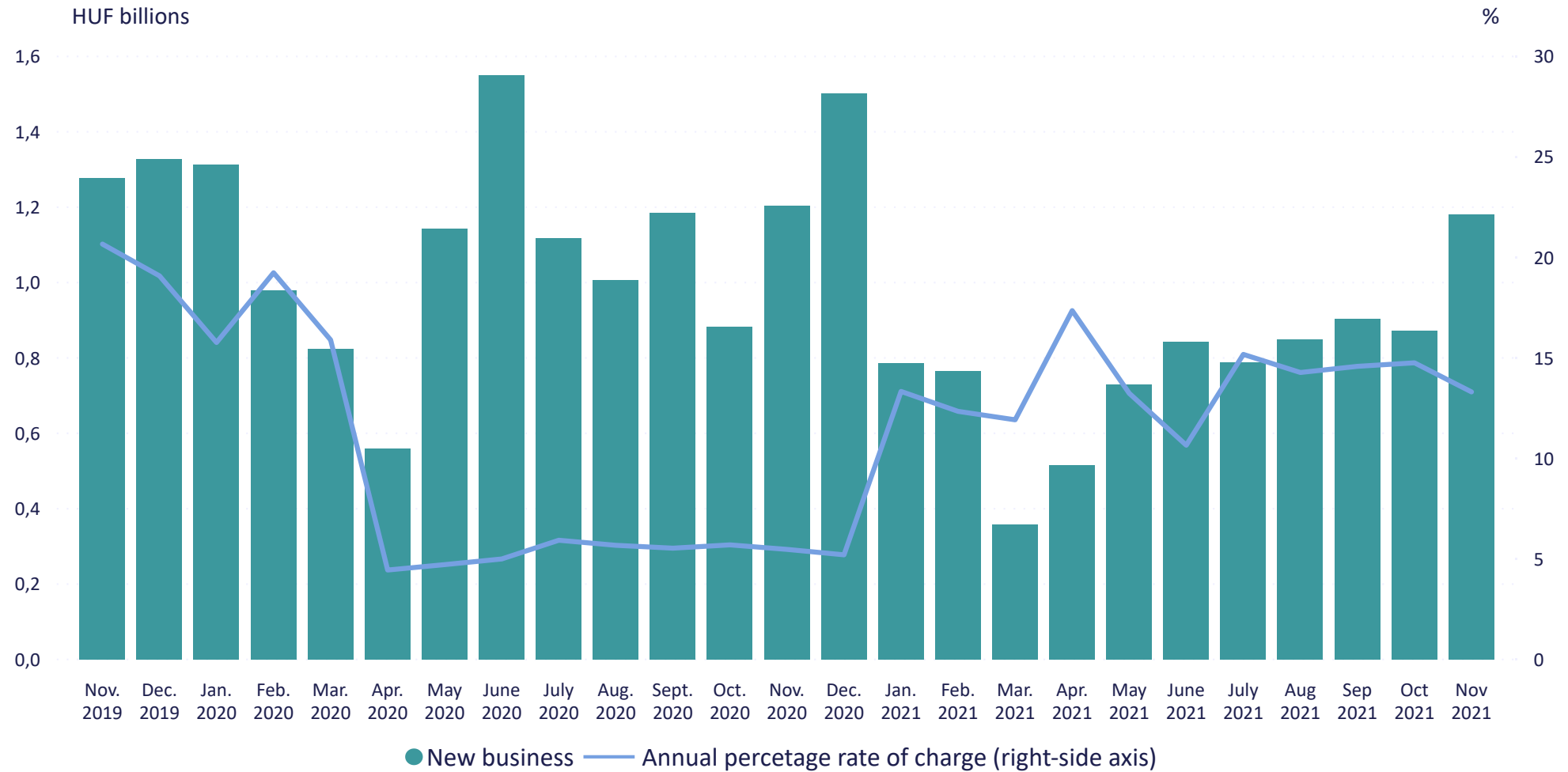
For purchase of goods only

November 2019 - November 2021

Filter



### Monthly average APRC on forint loans for purchase of goods and new business volumes



New business volumes (HUF billions) - November 2021

**1.2 +0.3**

Month-on-month change



Annual percentage rate of charge (%) - November 2021

**13.31% -1.45%**

Month-on-month change (percentage points)



\* Loans with floating interest rates or with up to one year initial rate fixation. From January 2012, the average APRC on loans for purchases of goods includes the amount of contribution paid by merchants to credit institutions in the case of 0% interest or 0% APRC schemes.

\*\* Loans for purchase of goods are separately shown from January 2018.






# Prenatal baby support loans to households

## Monthly average APRC on prenatal baby support loans and new business volumes

New business volumes (HUF billions) - November 2021

**37.6 -6.9**

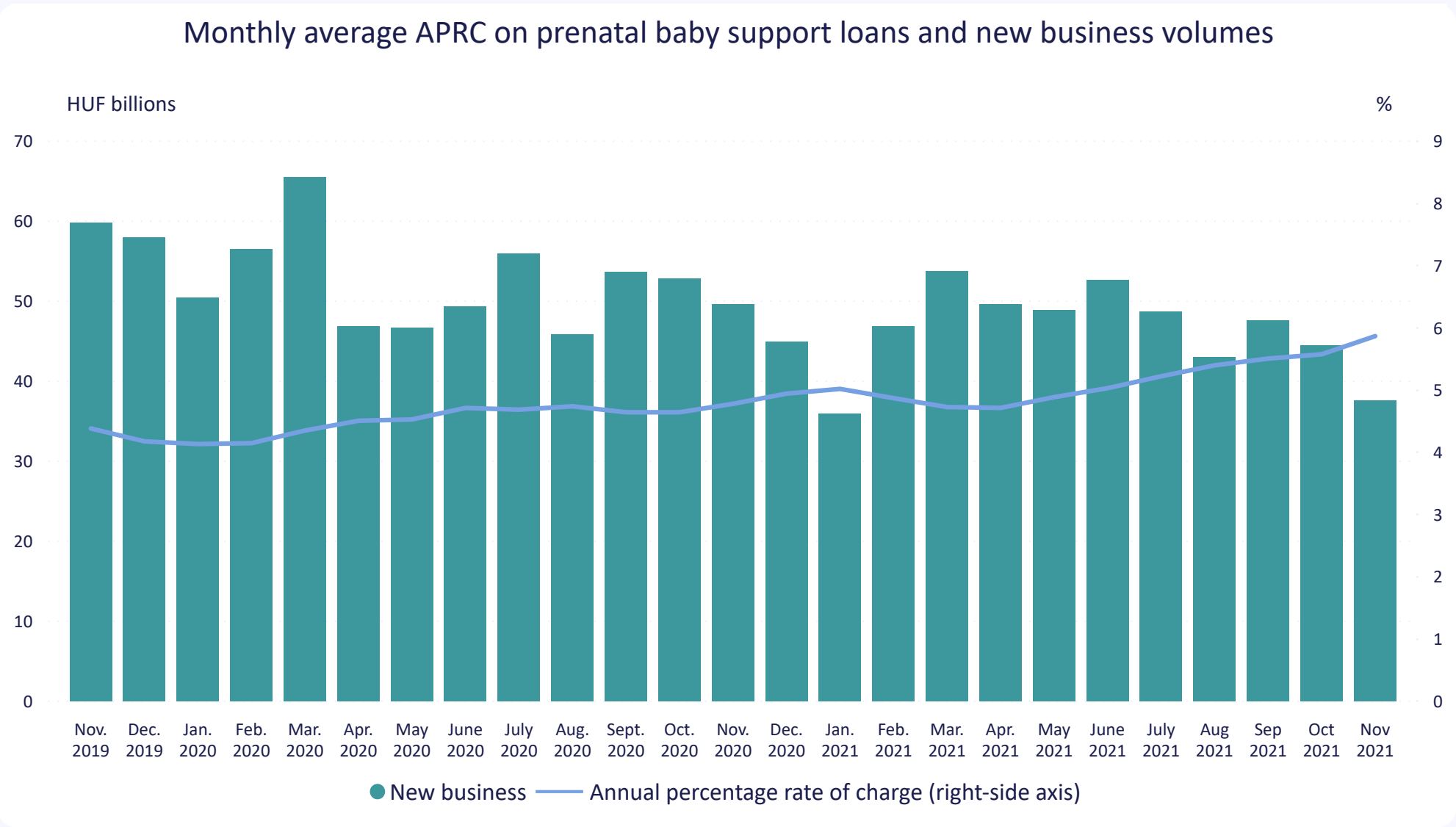
Month-on-month change



Annual percentage rate of charge (%) - November 2021

**5.87% +0.29%**

Month-on-month change (percentage points)



\* Pursuant to Government Decree 44/2019 (III.12) loans to retail customers linked to the baby-expecting support are available to households since July 2019.







Currency

HUF

EUR

November 2019 - November 2021

Filter



# Households' deposits

New business volumes (HUF billions) - November 2021

**386.8 -32.2**

Month-on-month change



New business volumes (seasonally adjusted, HUF billions) - November 2021

**383.0 -34.7**

Month-on-month change



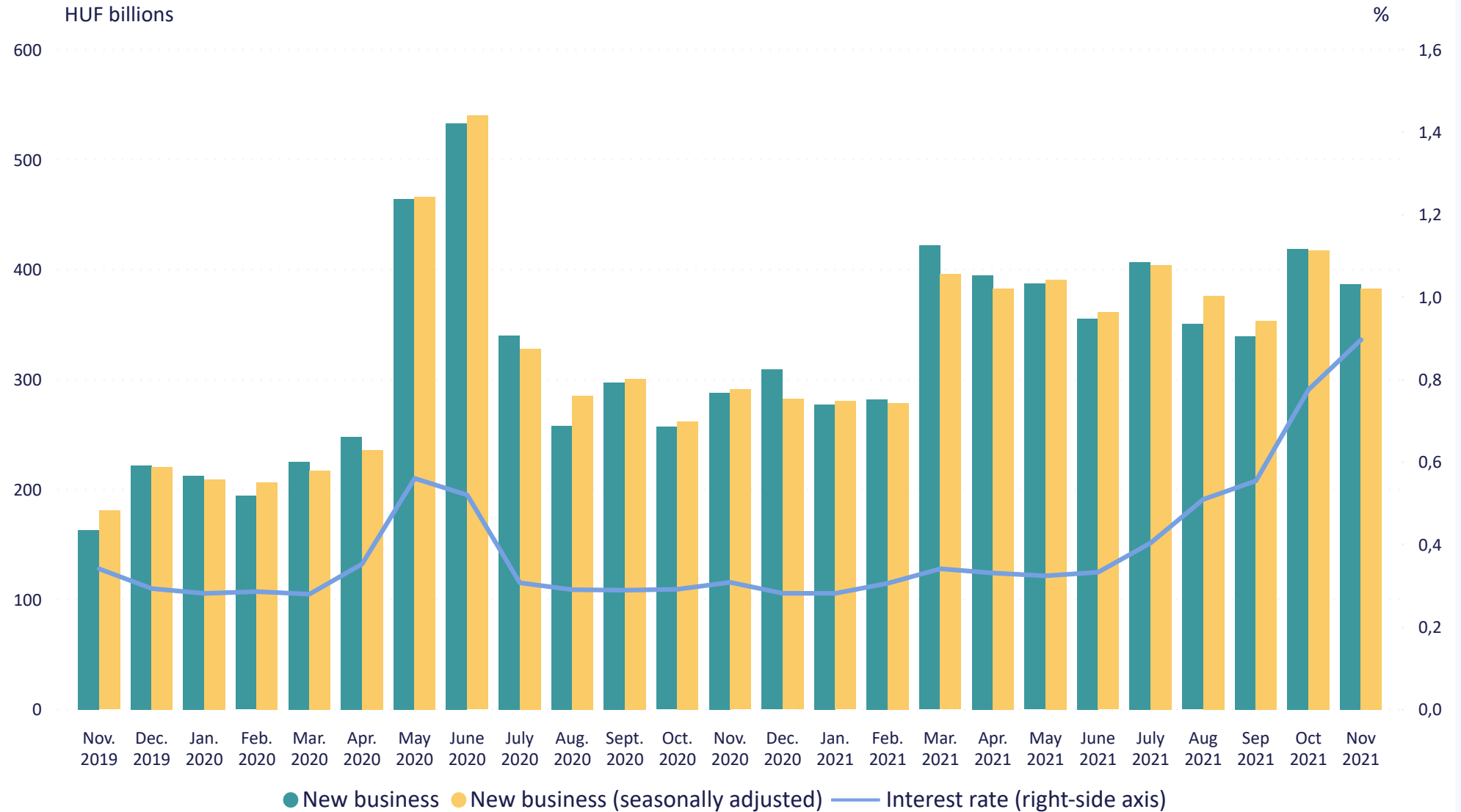
Interest rate (%) - November 2021

**0.90% +0.12%**

Month-on-month change (percentage points)



## Monthly average interest rate on forint deposits and new business volumes





Currency

HUF

EUR

November 2019 - November 2021

Filter

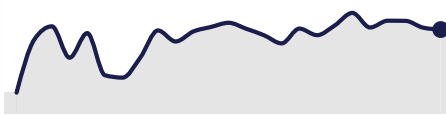


# Households' deposits

New business volumes (HUF billions) - November 2021

12.5 -0.1

Month-on-month change



New business volumes (seasonally adjusted, HUF billions) - November 2021

12.5 +0.1

Month-on-month change



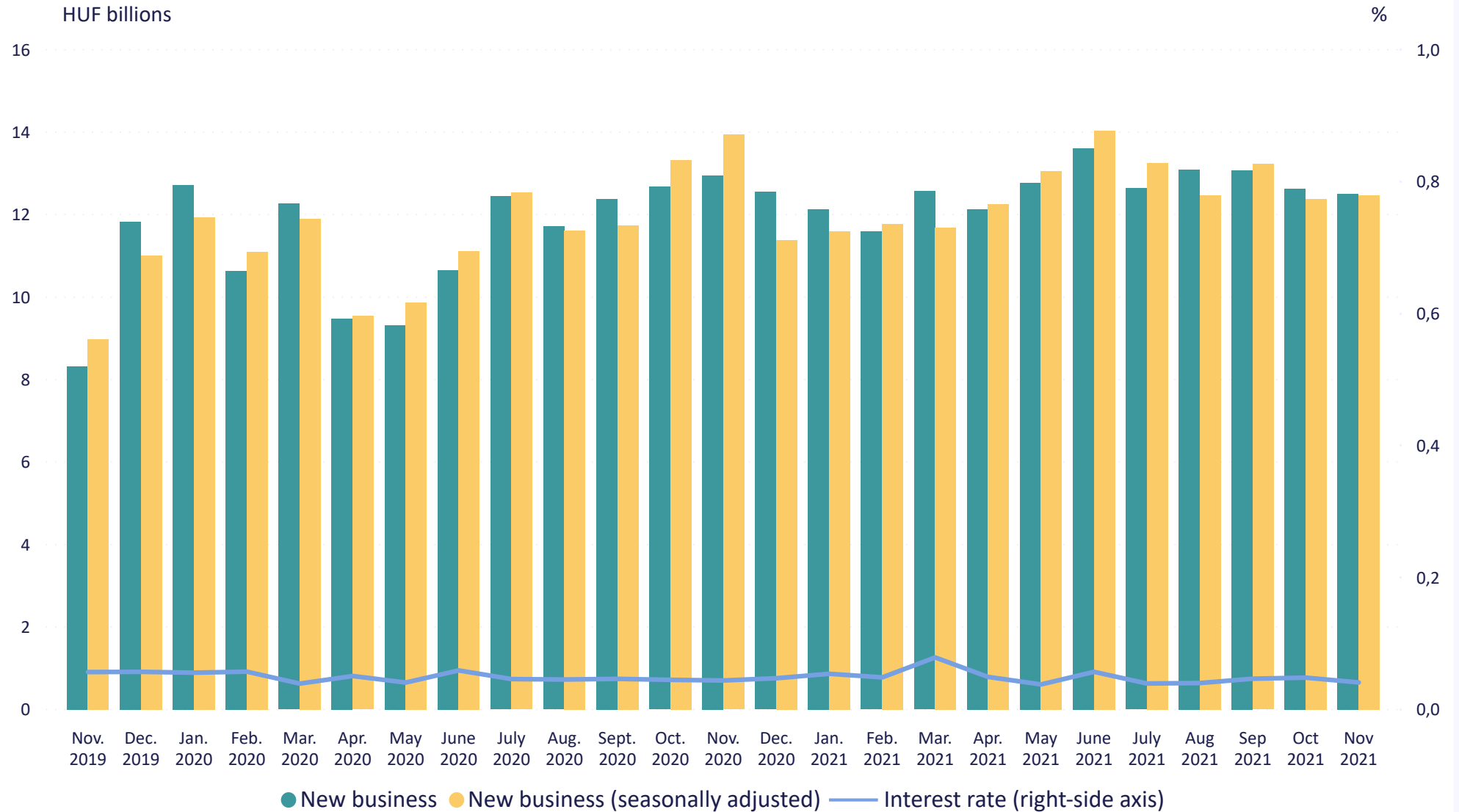
Interest rate (%) - November 2021

0.04% -0.01%

Month-on-month change (percentage points)



## Monthly average interest rate on euro deposits with an agreed maturity of up to one year and new business volumes





Size of contract

Up to the equivalent of EUR 1 million

Over the equivalent of EUR 1 million

November 2019 - November 2021

Filter

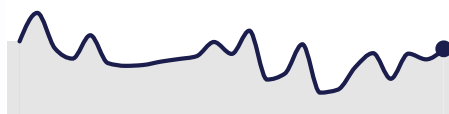


# Forint loans to non-financial corporations

New business volumes (HUF billions) - November 2021

**33.4 +3.1**

Month-on-month change



New business volumes (seasonally adjusted, HUF billions) - November 2021

**30.3 +1.4**

Month-on-month change



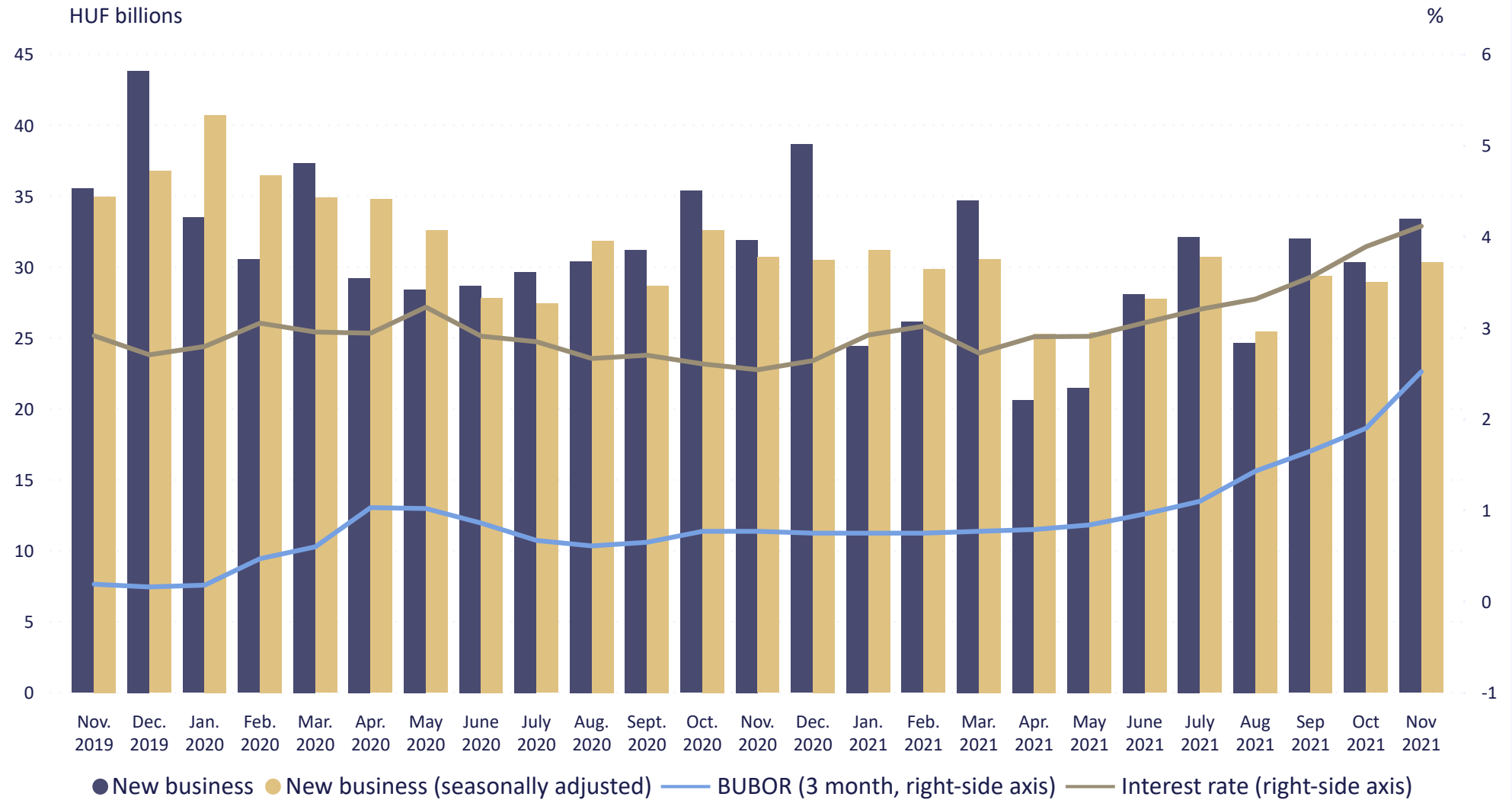
Interest rate (%) - November 2021

**4.12% +0.22%**

Month-on-month change (percentage points)



## Monthly average interest rate on forint loans up to the equivalent of EUR 1 million and new business volumes



\* Loans with up to one year initial rate fixation.





Size of contract

Up to the equivalent of EUR 1 million

Over the equivalent of EUR 1 million

November 2019 - November 2021

Filter



# Forint loans to non-financial corporations

New business volumes (HUF billions) - November 2021

## 73.5 +5.1

Month-on-month change



New business volumes (seasonally adjusted, HUF billions) - November 2021

## 78.1 +17.8

Month-on-month change



Interest rate (%) - November 2021

## 3.42% +0.50%

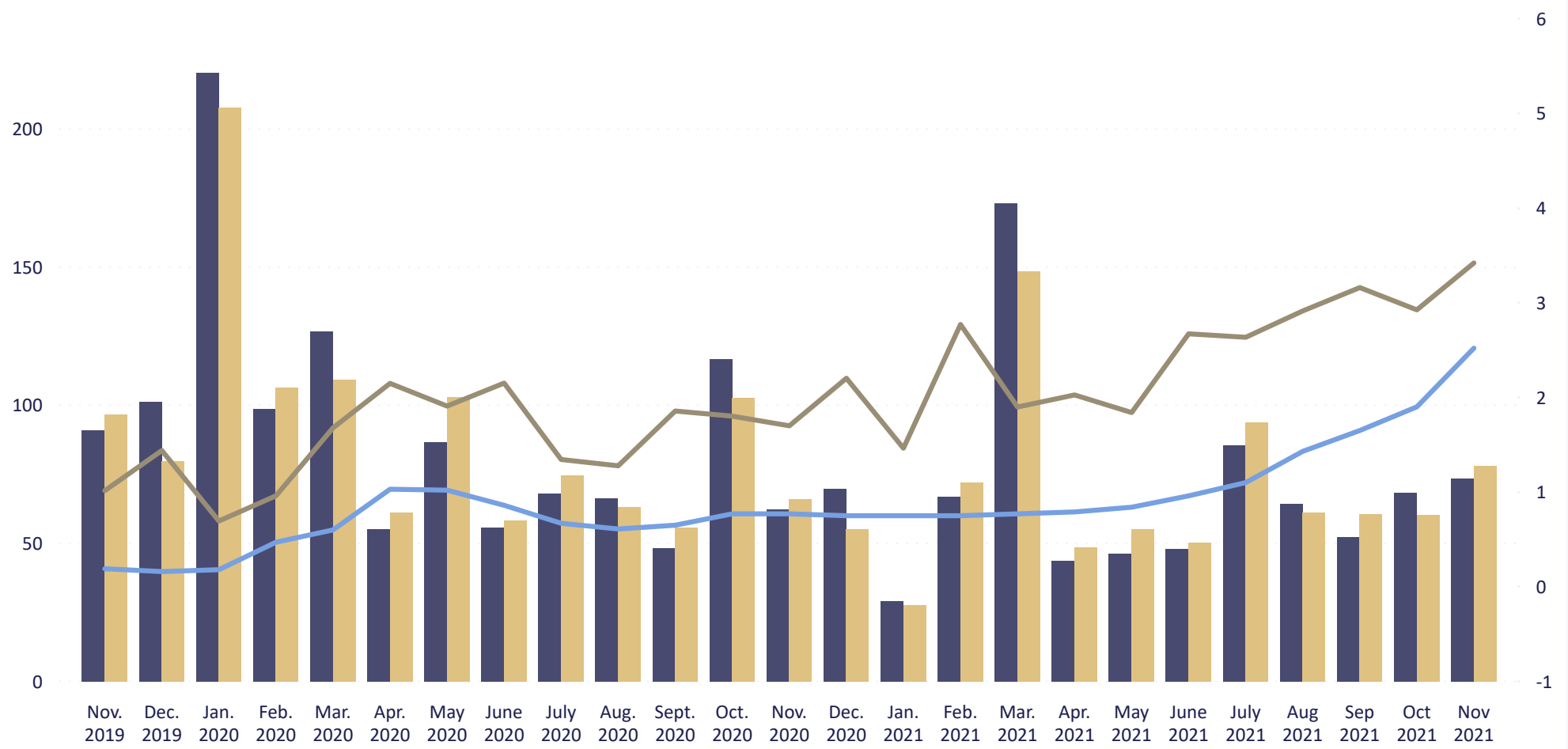
Month-on-month change (percentage points)



## Monthly average interest rate on forint loans over the equivalent of EUR 1 million and new business volumes

HUF billions

%



● New business ● New business (seasonally adjusted) — BUBOR (3 month, right-side axis) — Interest rate (right-side axis)

\* Loans with up to one year initial rate fixation.





# Euro loans to non-financial corporations

## Size of contract

Up to EUR 1 million

Over EUR 1 million

November 2019 - November 2021

Filter



New business volumes (HUF billions) - November 2021

**3.5 +0.4**

Month-on-month change



New business volumes (seasonally adjusted, HUF billions) - November 2021

**3.5 +0.4**

Month-on-month change



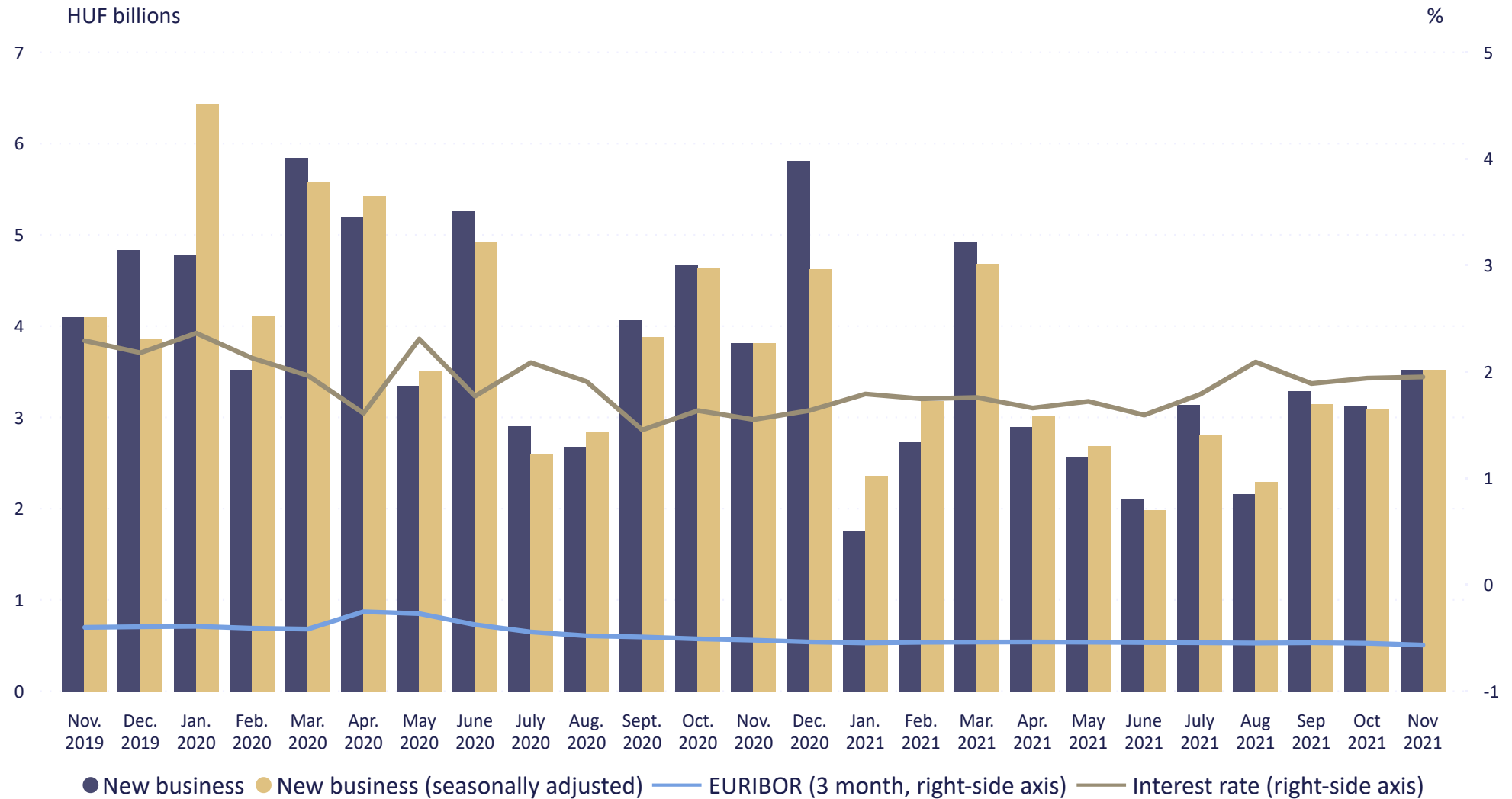
Interest rate (%) - November 2021

**1.95% +0.01%**

Month-on-month change (percentage points)



### Monthly average interest rate on euro loans up to EUR 1 million and new business volumes



\* Loans with up to one year initial rate fixation.





# Euro loans to non-financial corporations

## Size of contract

Up to EUR 1 million

Over EUR 1 million

November 2019 - November 2021


Filter



New business volumes (HUF billions) - November 2021

**89.8 +15.9**

Month-on-month change



New business volumes (seasonally adjusted, HUF billions) - November 2021

**72.7 +11.3**

Month-on-month change



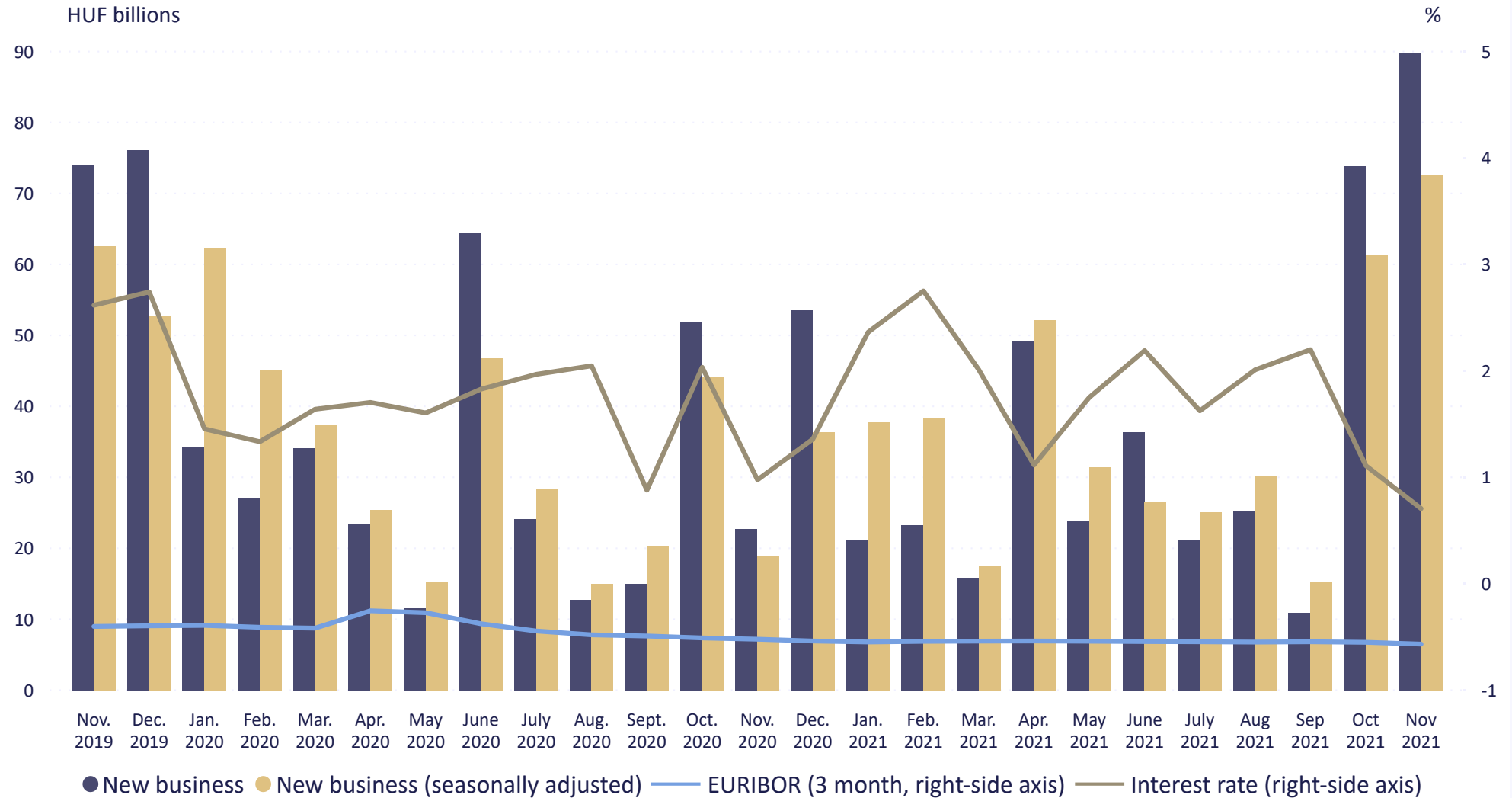
Interest rate (%) - November 2021

**0.71% -0.40%**

Month-on-month change (percentage points)



### Monthly average interest rate on euro loans over EUR 1 million and new business volumes



\* Loans with up to one year initial rate fixation.





# Non-financial corporations' deposits

New business volumes (HUF billions) - November 2021

**2,568.4 +244.8**

Month-on-month change



New business volumes (seasonally adjusted, HUF billions) - November 2021

**2,446.9 +209.1**

Month-on-month change



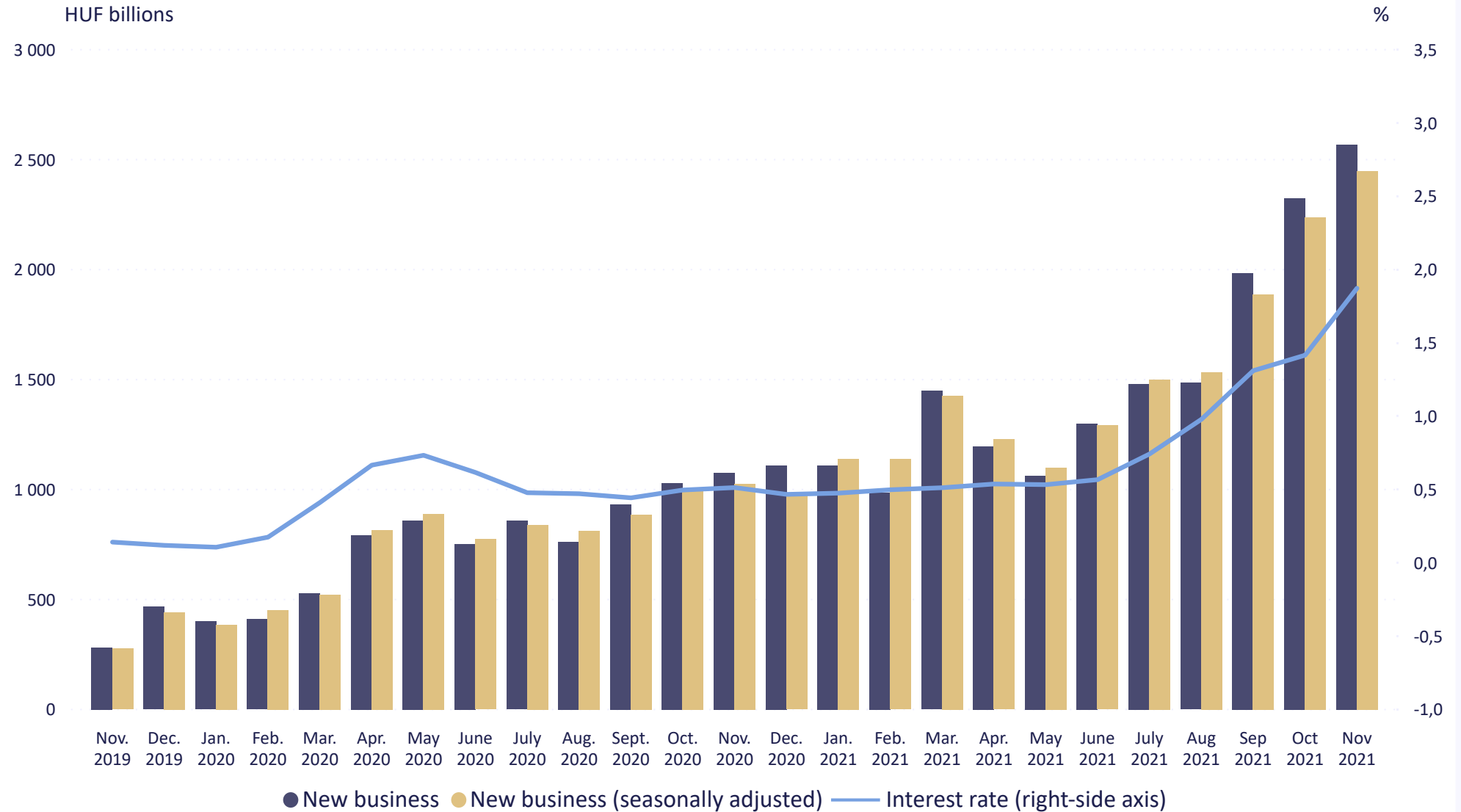
Interest rate (%) - November 2021

**1.87% +0.46%**

Month-on-month change (percentage points)



## Monthly average interest rate on forint deposits and new business volumes





HUF

EUR

Filter



# Non-financial corporations' deposits

New business volumes (HUF billions) - November 2021

**35.5 +10.1**

Month-on-month change



New business volumes (seasonally adjusted, HUF billions) - November 2021

**31.4 +9.5**

Month-on-month change



Interest rate (%) - November 2021

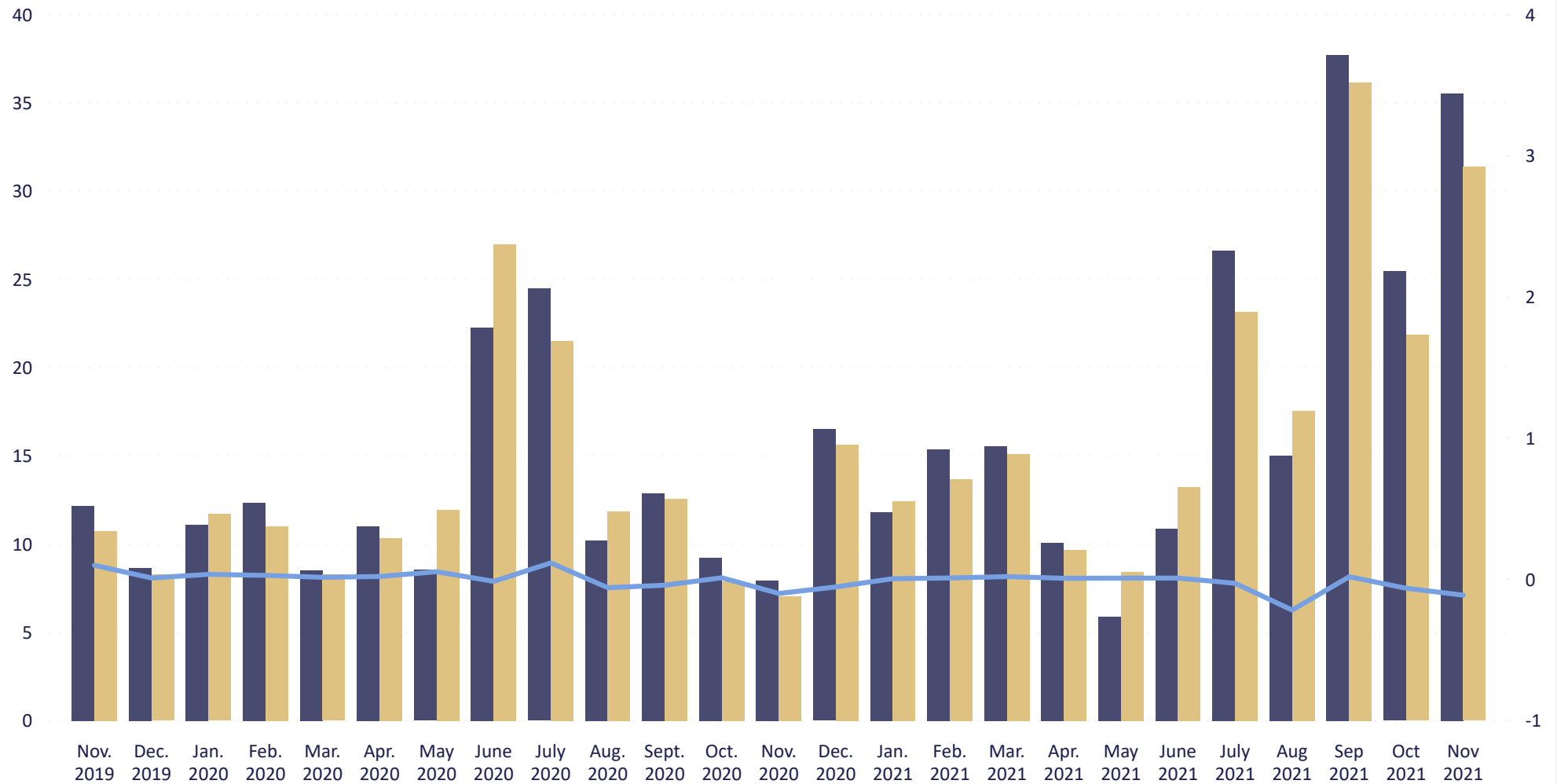
**-0.11% -0.05%**

Month-on-month change (percentage points)



## Monthly average interest rate on euro deposits with an agreed maturity of up to one year and new business volumes

HUF billions



● New business ● New business (seasonally adjusted) — Interest rate (right-side axis)







November 2019 - November 2021

Filter


# Overnight interbank rates, total interbank lending and the interest rate corridor

## Average overnight interbank rates, total interbank lending and the interest rate corridor

New business volumes (HUF billions) - November 2021

**3,580.1 -350.3**

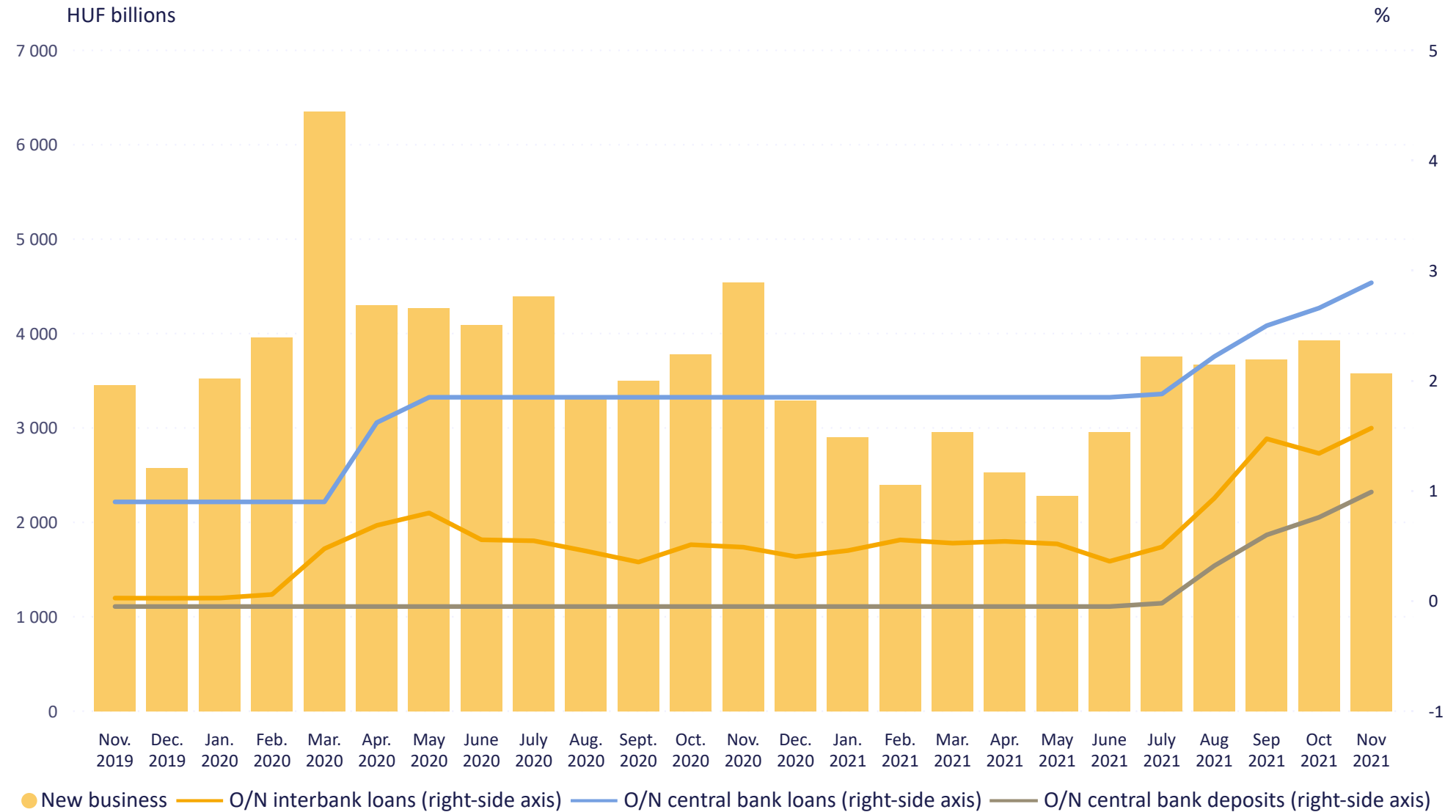
Month-on-month change



Interest rate on O/N interbank loans (%) - November 2021

**1.57% +0.23%**

Month-on-month change (percentage points)





## Other information

### Related links

Time series >

Access to time series on the MNB's website: [www.mnb.hu](http://www.mnb.hu) -> EN -> Statistics -> Statistical Data and Information -> Statistical Time Series -> XI. Money and capital markets

### Notes on methodology

Methodological notes >

Access to methodological notes on the MNB's website: [www.mnb.hu](http://www.mnb.hu) -> EN -> Statistics -> Statistical Data and Information -> Methodological notes -> Methodological notes of household and non-financial corporate sector interest rates

### Information about the next publication

The next press release will be published on: 2 February 2022

Publication calendar >

Access to Publication calendar on the MNB's website: [www.mnb.hu](http://www.mnb.hu) -> EN -> Statistics -> Release calendar for Statistics

### Contact information

**Magyar Nemzeti Bank**  
Statistics Directorate

 Tel.: +36 1 428 2600

 Email: [sajto@mnb.hu](mailto:sajto@mnb.hu)

