



# SECURITIES ISSUED BY HUNGARIAN RESIDENTS AND BREAKDOWN BY HOLDING SECTORS

2019. October



Budapest, 7. December 2019

Securities issued

Holding sectors

Time series

Government securities

Other information

Outstanding amount of securities, HUF Bn

49 832

Volume changes of securities, HUF Bn

43

Month to be selected

Holding sector

2019. October

All

# Outstanding amount of securities by main type of securities



Outstanding amount of securities and components of changes, at market value, HUF Billion

Components of volume changes

All securities	Opening positions	Transactions	Price changes	FX changes	Other volume changes	Closing positions	Ratio	Volume changes total
<b>All securities</b>	<b>49 790</b>	<b>-22</b>	<b>278</b>	<b>-213</b>	<b>0</b>	<b>49 832</b>	<b>100,0%</b>	<b>43</b>
<b>Debt securities</b>	<b>34 089</b>	<b>-55</b>	<b>-13</b>	<b>-193</b>	<b>0</b>	<b>33 827</b>	<b>67,9%</b>	<b>-261</b>
Government securities	30 890	-175	-14	-164	0	30 538	61,3%	-353
Mortgage bonds	1 370	3	4	0	0	1 376	2,8%	7
Other bonds	1 829	117	-3	-29	0	1 913	3,8%	85
<b>Equity securities</b>	<b>15 701</b>	<b>33</b>	<b>291</b>	<b>-20</b>	<b>0</b>	<b>16 005</b>	<b>32,1%</b>	<b>304</b>
Investment fund shares	7 181	32	5	-20	0	7 200	14,4%	17
Quoted shares	8 520	1	286	0	0	8 805	17,7%	287

The market value of securities issued by the central government fell by HUF 353 billion in October. Within total holdings, the end-month stocks of bonds not classified into government securities was HUF 70 billion. In the market of long-term forint-denominated government securities four new series were issued, amounting to HUF 368 billion in October. There were three maturities in the value of HUF 433 billion. At the auctions, tap issues amounted to HUF 263 billion and redemptions to HUF 108 billion at nominal value. The balance of sales and redemptions of bonds to households, resulted in an increase in total holdings by HUF 211 billion. In the market of *short-term forint-denominated* government securities, new issues and tap issues of discount Treasury bills amounted to HUF 105 billion and maturities to HUF 100 billion. The stock of interest-bearing instruments fell by HUF 200 billion. Yields on forint-denominated securities decreased slightly, the price change was HUF 15 billion. One foreign currency-denominated bond was partially repurchased, amounting to HUF 20 billion, in the market of *foreign currency-denominated* securities issued by central government in October. Price changes and exchange rate changes reduced the value of holdings by HUF 28 billion, and HUF 164 billion, respectively.

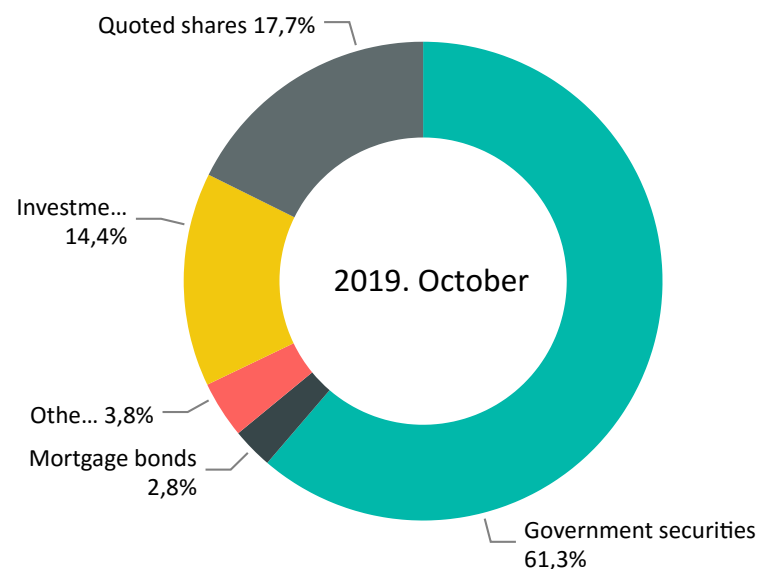
The market value of mortgage bonds issued by resident credit institutions rose by HUF 7 billion during the month under review. In October, the amounts of issues and tap issues were HUF 28 billion, maturities amounted to HUF 18 billion and there were interest payments for several securities. The stock of forint-denominated mortgage bonds amounted to HUF 1,370 billion and that of foreign currency-denominated mortgage bonds to HUF 6 billion at the end of October.

The market value of other bonds, issued by other than central government, rose by HUF 85 billion in the month. The stock of bonds issued by credit institutions was HUF 1,237 billion and that of bonds issued by other sectors was HUF 676 billion at the end of the month. In October, the amounts of issues and tap issues were HUF 168 billion, redemptions and maturities amounted to HUF 49 billion. Price changes and exchange rate changes reduced the value of holdings by HUF 3 billion, and HUF 29 billion, respectively.

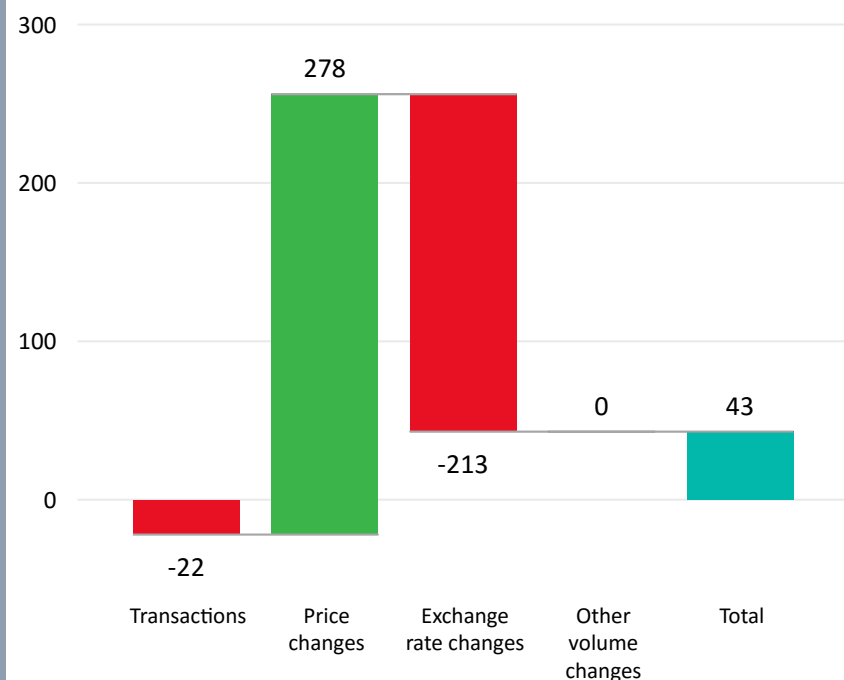
In October, the market value of mutual fund shares issued by Hungarian residents rose by HUF 17 billion. Shares issued by money market funds amounted to HUF 76 billion and those issued by other funds to HUF 7,124 billion at the end of the period. New issues and maturities amounted to HUF 5 billion and HUF 28 billion, respectively, in the reference month. Price changes raised the value of holdings by HUF 5 billion and exchange rate changes reduced it by HUF 20 billion.

The stock of quoted shares issued by resident companies rose by HUF 287 billion in the month. Shares issued by credit institutions, non-financial corporations and the other sectors amounted to HUF 4,030 billion, HUF 4,730 billion and HUF 45 billion, respectively. Prices of blue chips mostly rose, with equity market capitalisation rising by 3.3 per cent compared with the previous month. Price changes increased the value of holdings by HUF 286 billion.

Securities stock, %



All securities, components of volume changes, HUF Billion



Month to be selected

Security type

2019. October

All

## Outstanding amount of securities by holding sector



Holdings of securities components of changes by holding sector, at market value, HUF Billion

Sector all	Opening positions	Transactions	Price changes	FX changes	Other volume changes	Closing positions	Sector ratio	Volume changes total
<b>All sectors</b>	<b>49 790</b>	<b>-22</b>	<b>278</b>	<b>-213</b>	<b>0</b>	<b>49 832</b>	<b>100,0%</b>	<b>43</b>
Nonfinancial corporations	2 028	119	25	-3	0	2 169	4,4%	141
Financial corporations	17 510	-41	-5	-24	0	17 439	35,0%	-70
General government	1 559	-32	27	0	0	1 555	3,1%	-5
Households and nonprofit institutions	12 265	44	-8	-19	0	12 284	24,6%	17
Rest of the world	16 427	-112	239	-167	0	16 387	32,9%	-40

Distribution of securities holdings

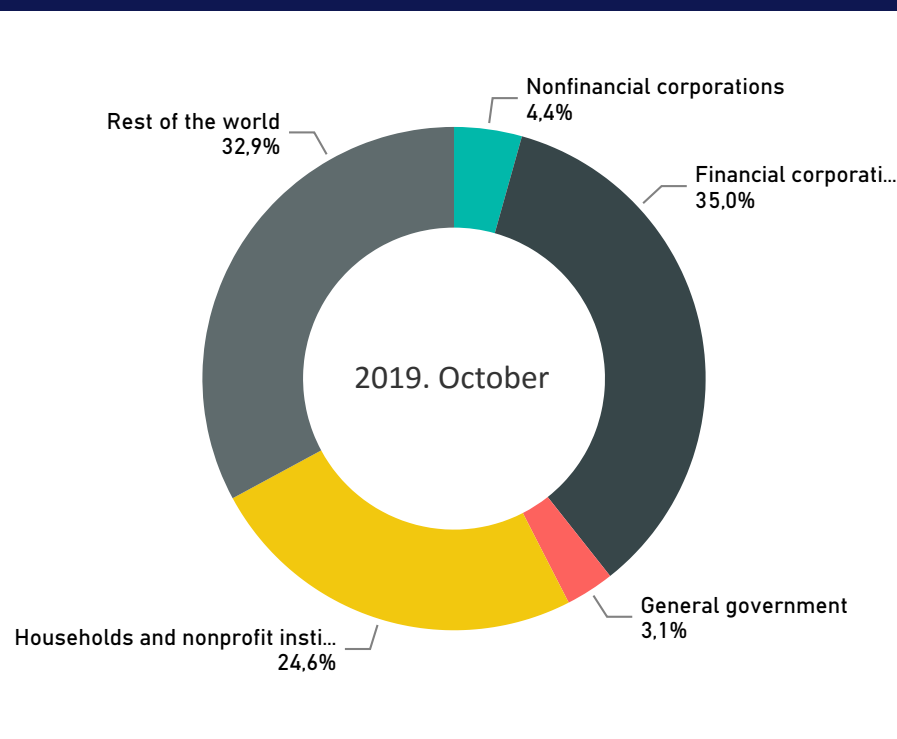
Within the decrease in stocks by non-residents due to transactions, their holdings in the market of securities issued by the government sector fell by HUF 52 billion, reflecting a decrease in total holdings of long-term forint and foreign currency denominated government securities. The stocks of quoted shares and mutual fund shares fell by HUF 64 billion and HUF 2 billion, those of other bonds and mortgage bonds rose by HUF 4 billion and HUF 2 billion.

In October, credit institutions' securities holdings fell by HUF 124 billion due to transactions. Within this, their stocks of securities issued by the government sector declined by HUF 139 billion, and their holdings of other bonds, mutual fund shares, and mortgage bonds rose by HUF 7 billion, HUF 6 billion and HUF 3 billion, respectively.

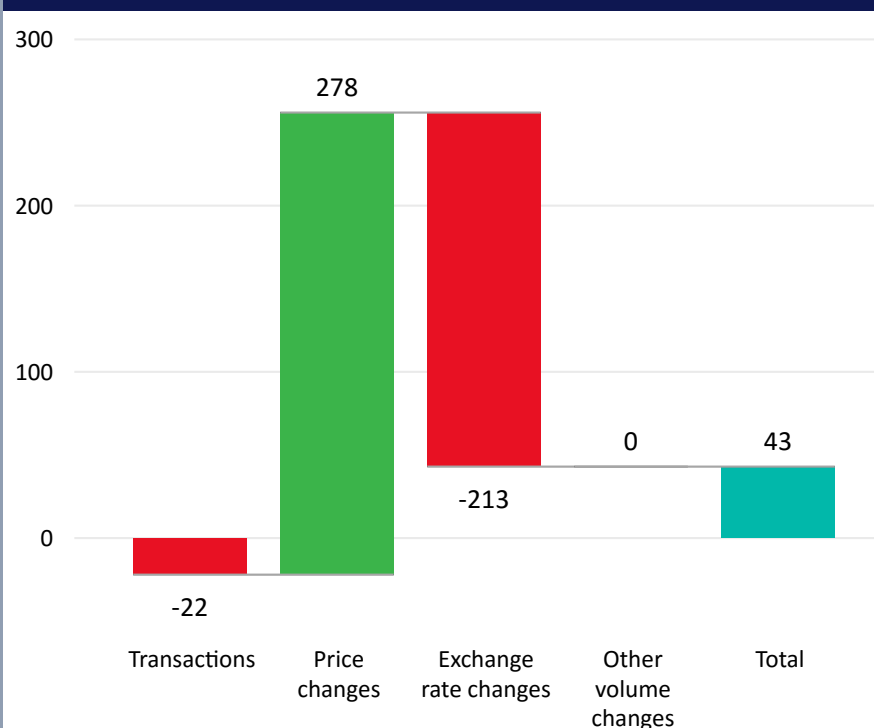
Stocks of securities by households (including non-profit institutions serving households) rose by HUF 45 billion due to transactions in the period under review. Households increased their stock of government securities by HUF 102 billion. Here, their holdings of long-term forint-denominated and foreign currency-denominated government securities rose by HUF 248 billion and HUF 15 billion, respectively, those of short-term forint-denominated government securities declined by HUF 162 billion. They also decreased their stocks of mutual fund shares, quoted shares and other bonds by HUF 35 billion, HUF 12 billion and HUF 1 billion, respectively, during the month. Stocks of securities by non-profit institutions serving households fell in the month.

Within the distribution of central government securities issued by the sector, recorded at market level, non-residents', financial corporations', general government's and non-financial corporations' holdings decreased by HUF 218 billion, HUF 180 billion, HUF 33 billion and HUF 8 billion, respectively in October. Combined holdings of households and non-profit institutions serving households increased by HUF 86 billion in October.

Holding sectors stock, %



All sectors, components of volume changes, HUF Billion



Month to be selected

2014.01.01.

2019.10.01.

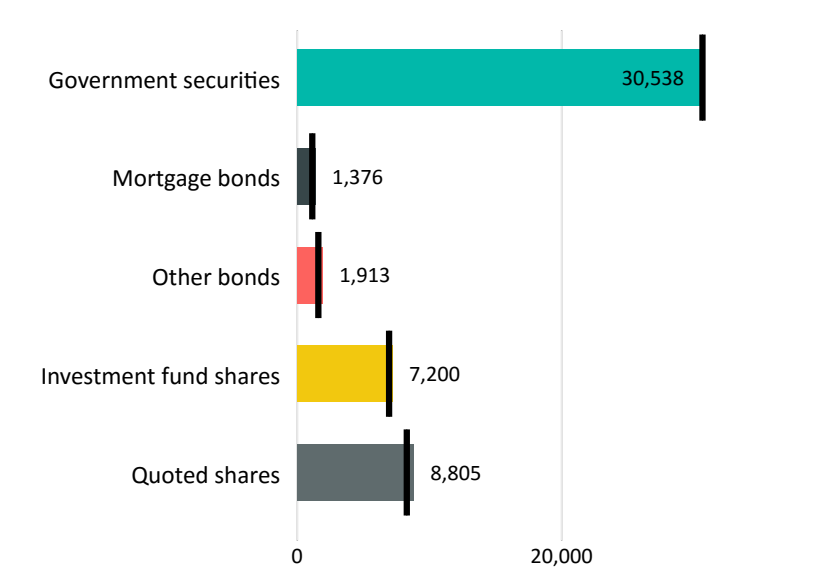
2019. October

# Outstanding amount of securities and components of changes

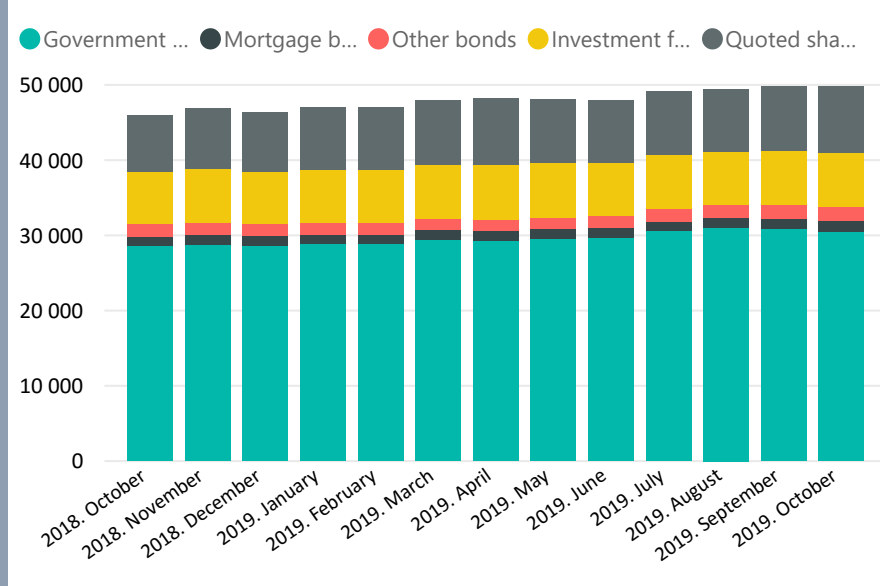


## All securities

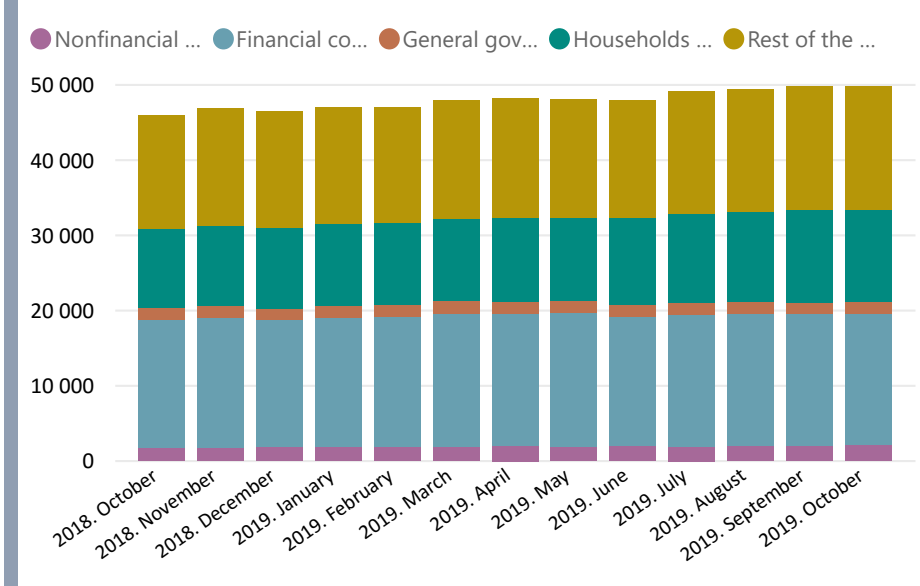
Monthly closing and opening stock by security type, HUF Billion



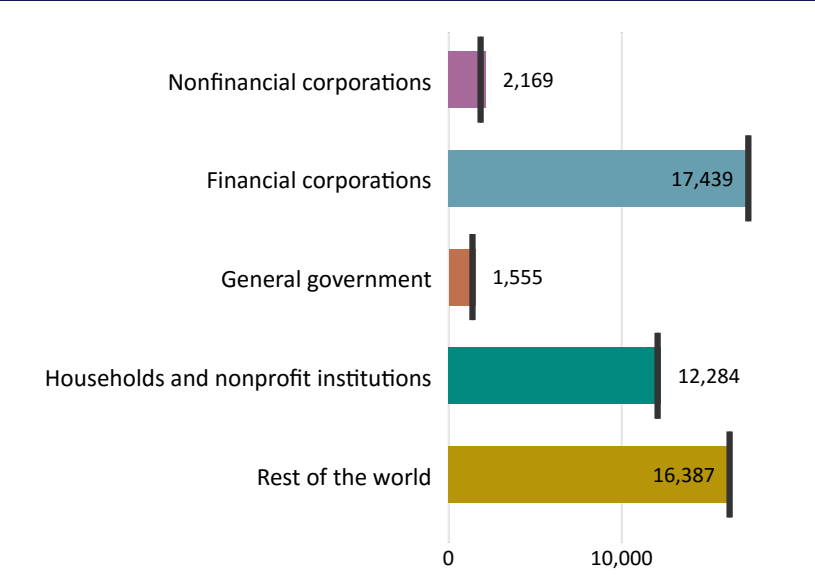
Stock of securities by security type, HUF Billion



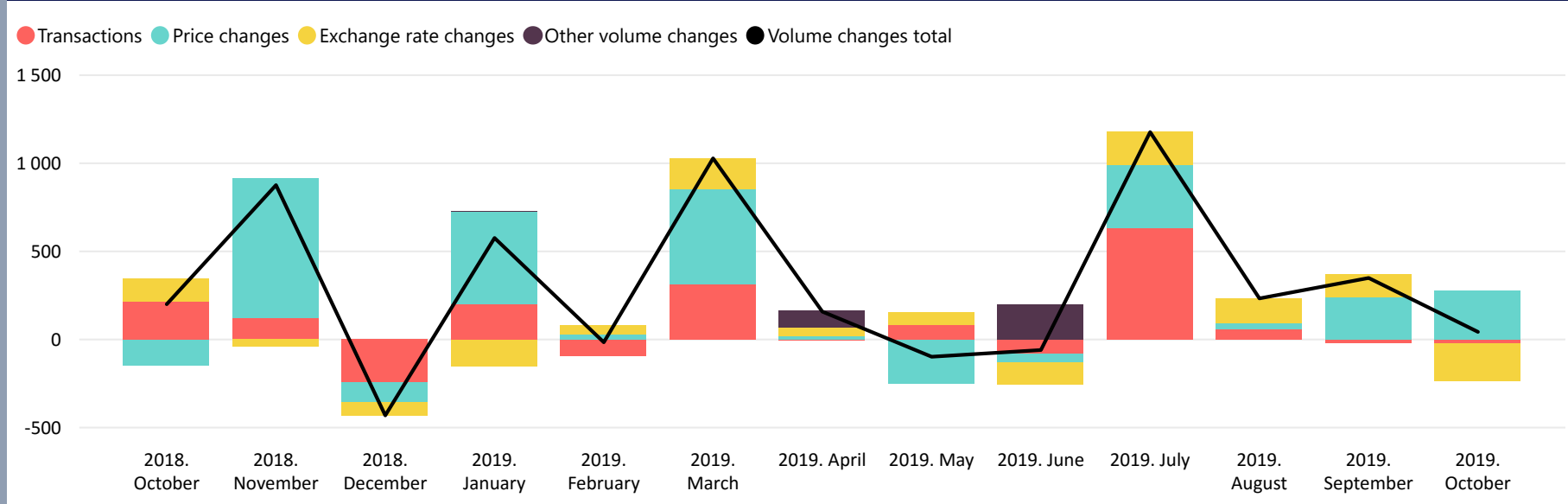
Stock of securities by holding sector, HUF Billion



Monthly closing and opening stock by holding sector, HUF Billion



Components of volume changes, HUF Billion



Month to be selected

Holding sector

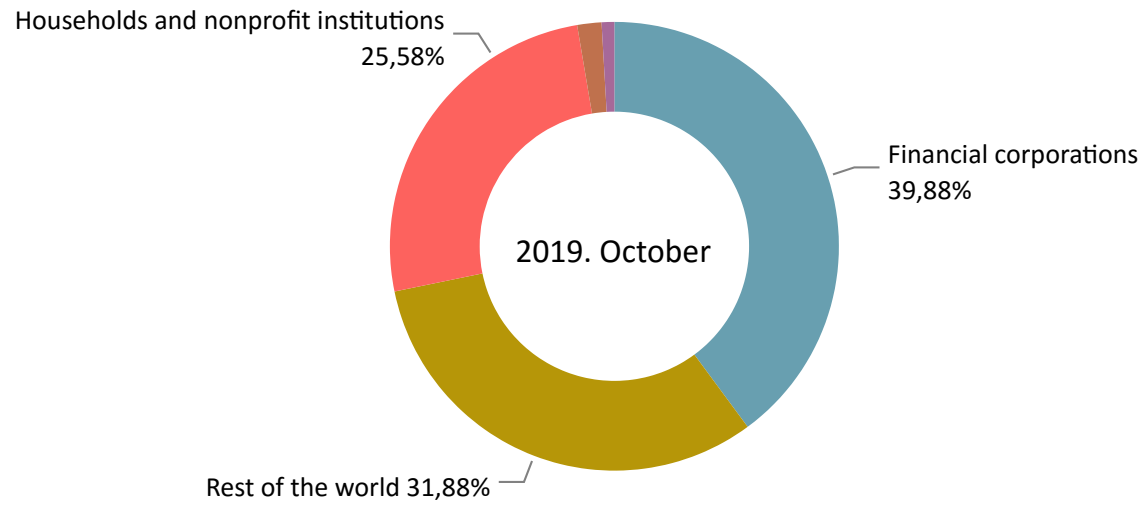
All

All

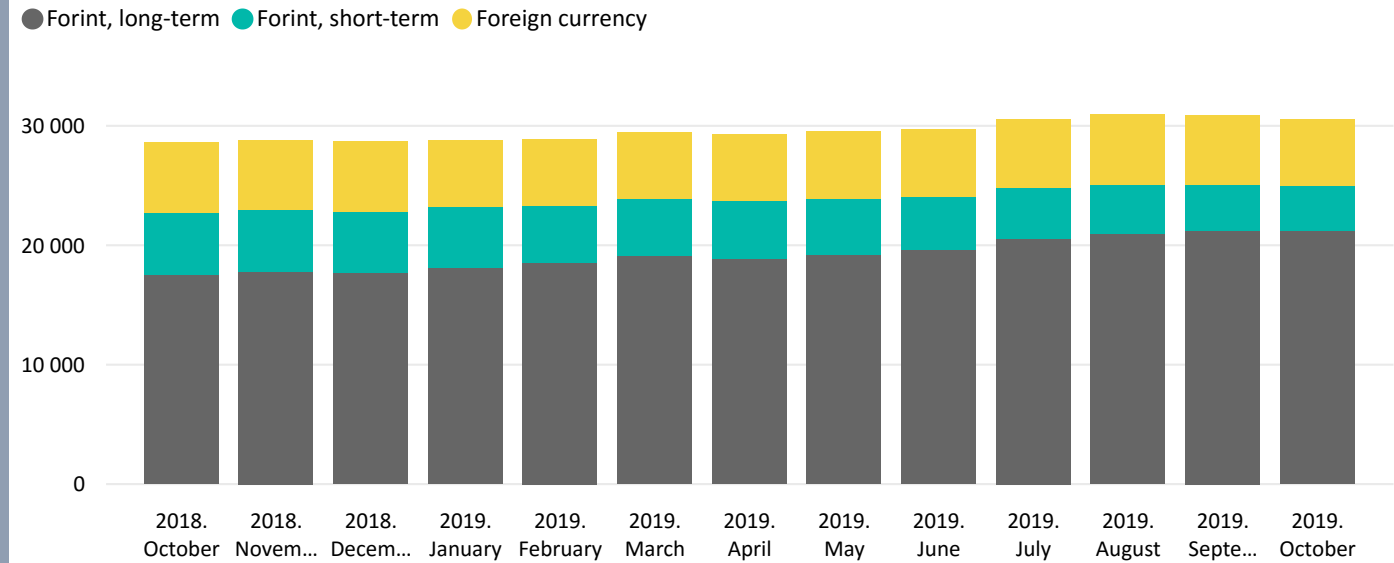
# Outstanding amount and transactions of securities issued by central government



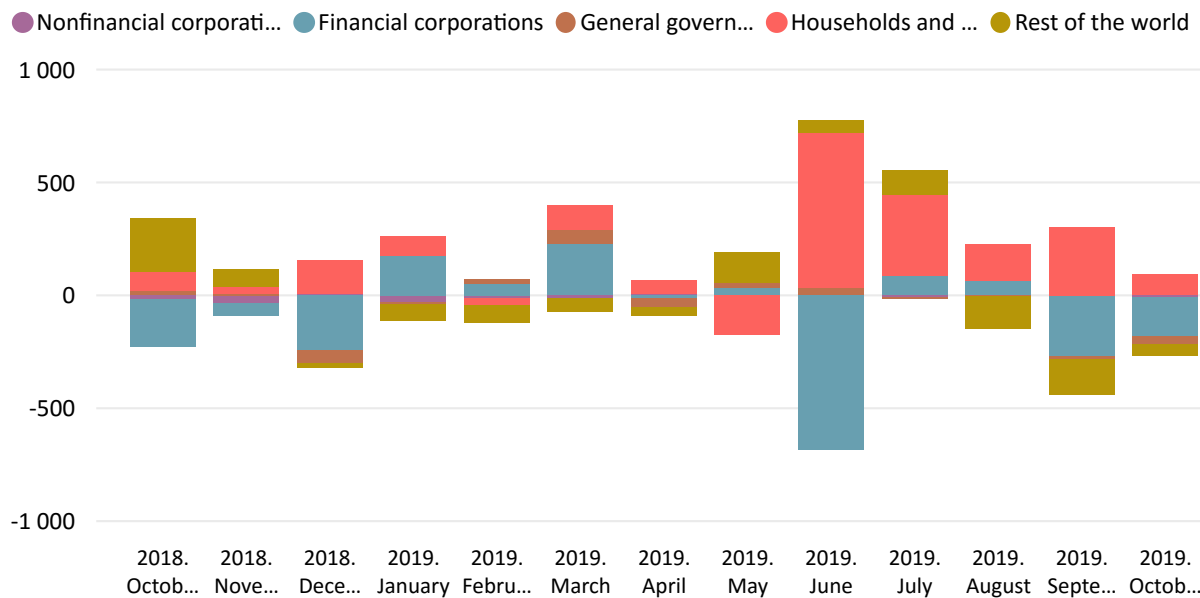
Distribution of securities holdings issued by central government, %



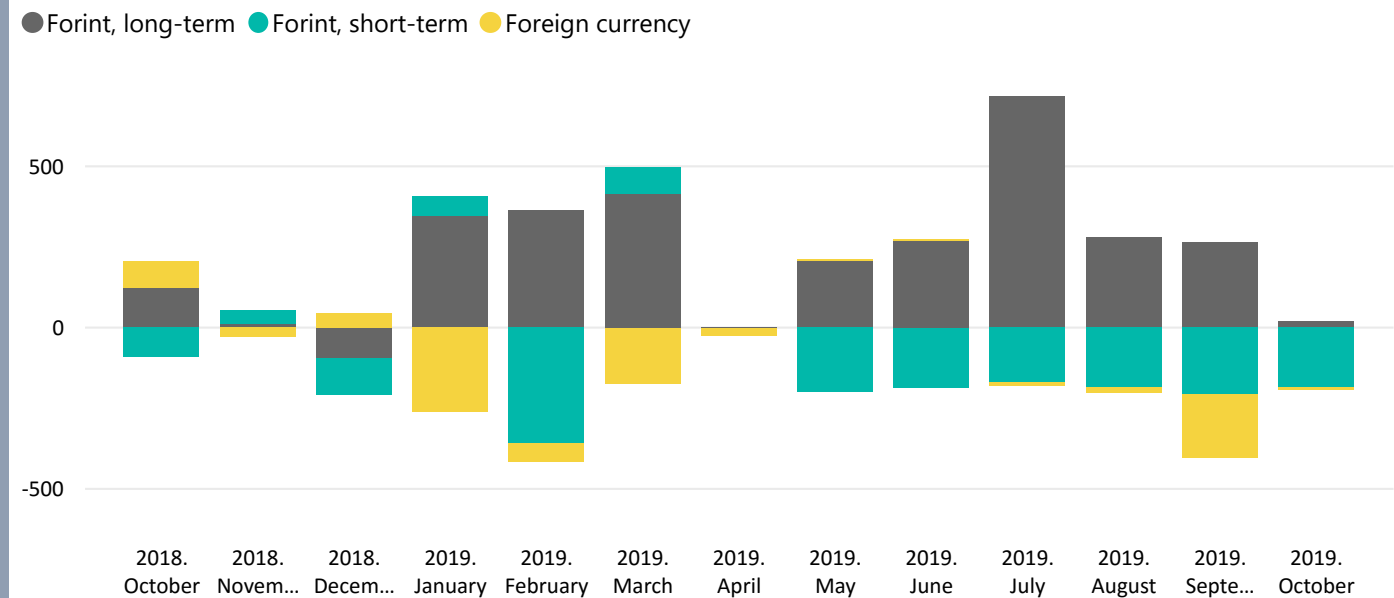
Stock of central government securities, HUF Billion



Monthly transactions of holding sectors, HUF Billion



Monthly transactions of central government securities, HUF Billion





## Other information, important links and methodological notes

### Link to the Methodological Notes

[Methodological notes on distribution of securities holdings on institutional sector and on the summary data of debt securities](#)

### Links to the detailed Excel tables

[Actual monthly data](#)

[Monthly time series](#)

[Quarterly time series](#)

[Supplementary data on government securities and investment funds](#)

[Effectes of adjustment of reverse transactions on security data](#)

[Detailed investment fund data](#)

### Other supplementary notes on publication

Due to errors committed by reporting entities data in securities statistics have been updated retrospectively. There were slightly fewer transactions involving bonds issued by the central government between January 2018 and September 2019 and prices rose to the same extent. The changes affected multiple sectors, especially credit institutions and the non-residents sector. Stocks of quoted shares were reclassified between households and non-financial corporations from the reference period starting in December 2017.

The next press release will be published on 7 January 2020.

### Contact information

**MAGYAR NEMZETI BANK**

DIRECTORATE STATISTICS

**Contact information:**

Phone: + 36 (1) 428-2751

Fax: + 36 (1) 429-8000

E-mail: [sajto@mnbb.hu](mailto:sajto@mnbb.hu)